



**BEAUMONT-CHERRY VALLEY WATER DISTRICT  
AGENDA  
REGULAR MEETING OF THE BOARD OF DIRECTORS  
560 Magnolia Avenue, Beaumont, CA 92223  
Board Member Nathan Douglass will participate telephonically  
From the Business Center at the Holiday Inn  
300 "J" Street, Sacramento, Ca 95814  
Wednesday, February 10<sup>th</sup>, 2016  
Regular Session 7:00 p.m.**

---

**Call to Order, Vice President Cottrell**

**Pledge of Allegiance, Director Hoffman**

**Invocation, Director Covington**

**Roll Call**

**Public Comment**

**PUBLIC COMMENT:** At this time, any person may address the Board of Directors on matters within its jurisdiction which are not on the agenda. However, any non-agenda matters that require action will be referred to Staff for a report and possible action at a subsequent meeting. To provide comments on specific agenda items, please complete a speaker's request form and provide the completed form to the Board Secretary prior to the Board meeting. Please limit your comments to three minutes. Sharing or passing time to another speaker is not permitted.

**ACTION ITEMS**

**1. Adjustments to the Agenda**

**2. Consent Calendar:** All matters listed under the Consent Calendar are considered by the Board of Directors to be routine and will be enacted in one motion. There will be no discussion of these items prior to the time the Board considers the motion unless members of the Board, the administrative staff, or the public request specific items to be discussed and/or removed from the Consent Calendar.

- a. December 2015 Budget Variance Report Review\*\* (pages 3-7)
- b. December 30<sup>th</sup>, 2015 Cash/Investment Balance Report\*\* (page 8)
- c. January 2016 Check Register Review\*\* (pages 9-24)
- d. January 2016 Invoices Pending Approval\*\* (pages 25-27)
- e. Minutes of the Regular Meeting January 13<sup>th</sup>, 2016\*\* (pages 28-30)

**3. Presentation and Discussion of the San Geronio Pass Water Agency Capacity Fee.**

**4. Consideration of Request for Update of Will Serve Letter for Previously Approved Development – Tract 27971 (Parcel Map 34880)\*\* (pages 31-54)**

**5. Update on State of California Department of Water Resource Emergency Drought Regulations – Oral Report\*\* (pages 55-78)**

**6. Consider Resolution 2016-02: Supporting Changes to the Governance Structure of the San Geronio Pass Water Agency to Improve the Efficiency and Effectiveness of the Organization\*\* (pages 79-84)**

**7. Reports For Discussion**

- a. Ad Hoc Committees
- b. General Manager
- c. Directors Reports
- d. Legal Counsel Report

**8. Announcements**

- District Offices will be closed on February 15<sup>th</sup>, 2016 in observance of President's Day.
- Finance & Audit Committee meeting, March 3<sup>rd</sup>, 2016 at 3:00 p.m.
- Regular Board meeting, March 9<sup>th</sup>, 2016 at 7:00 p.m.

**9. Action List for Future Meetings**

- Solar System Update
- Grand Avenue Storm Water Capture Project
- Proposition 1 Bond Opportunities
- Sustainable Groundwater Management Act: BCVWD impact

**10. Adjournment**

\*\* Information included in the agenda packet

**AVAILABILITY OF AGENDA MATERIALS** - Agenda exhibits and other writings that are disclosable public records distributed to all or a majority of the members of the Beaumont-Cherry Valley Water District Board of Directors in connection with a matter subject to discussion or consideration at an open meeting of the Board of Directors are available for public inspection in the District's office, at 560 Magnolia Avenue, Beaumont, California ("District Office"). If such writings are distributed to members of the Board less than 72 hours prior to the meeting, they will be available from the District Office at the same time as they are distributed to Board Members, except that if such writings are distributed one hour prior to, or during the meeting, they can be made available from the District Office in the Board Room of the District's Office.

**REVISIONS TO THE AGENDA** -In accordance with §54954.2(a) of the Government Code (Brown Act), revisions to this Agenda may be made up to 72 hours before the Board Meeting, if necessary, after mailings are completed. Interested persons wishing to receive a copy of the set Agenda may pick one up at the District's Main Office, located at 560 Magnolia Avenue, Beaumont, California, up to 72 hours prior to the Board Meeting.

**REQUIREMENTS RE: DISABLED ACCESS** - In accordance with §54954.2(a), requests for a disability related modification or accommodation, including auxiliary aids or services, in order to attend or participate in a meeting, should be made to the District Office, at least 48 hours in advance of the meeting to ensure availability of the requested service or accommodation. The District Office may be contacted by telephone at (951) 845-9581, email at [info@bcvwd.org](mailto:info@bcvwd.org) or in writing at the Beaumont-Cherry Valley Water District, 560 Magnolia Avenue, Beaumont, California 92223.

## General Ledger

## Budget Variance Revenue

User: wclayton

Printed: 01/27/16 15:28:24

Period 12 - 12

Fiscal Year 2015

## Beaumont-Cherry Valley Water District

560 Magnolia Avenue  
Beaumont CA 92223  
(951) 845-9581  
www.bcvwd.org



Account Number	Description	Budget	Period Amt	End Bal	Variance	% Avail/ Uncollect
<b>50</b>	<b>GENERAL</b>					
01-50-510-419051	Grant Revenue	\$ -	\$ -	\$ 34,306.00	\$ (34,306.00)	0.00%
	<b>Grant Rev</b>	<b>\$ -</b>	<b>\$ -</b>	<b>\$ 34,306.00</b>	<b>\$ (34,306.00)</b>	<b>0.00%</b>
01-50-510-419061	Miscellaneous Income	\$ 250.00	\$ 21.89	\$ 1,419.54	\$ (1,169.54)	-467.82%
01-50-510-490001	Interest Income - Bonita Vista	\$ 2,800.00	\$ 393.90	\$ 2,530.04	\$ 269.96	9.64%
01-50-510-490011	Interest Income-Fairway Canyon	\$ 51,000.00	\$ -	\$ 40,301.83	\$ 10,698.17	20.98%
01-50-510-490021	Interest Income - General	\$ 9,500.00	\$ -	\$ 25,247.52	\$ (15,747.52)	-165.76%
	<b>Misc Income</b>	<b>\$ 63,550.00</b>	<b>\$ 415.79</b>	<b>\$ 69,498.93</b>	<b>\$ (5,948.93)</b>	<b>-9.36%</b>
01-50-510-481001	Fac Fees-Wells	\$ 5,000.00	\$ 222,640.00	\$ 1,203,498.24	\$ (1,198,498.24)	-23969.96%
01-50-510-481006	Fac Fees-Water Rights (SWP)	\$ 3,300.00	\$ 140,875.00	\$ 683,127.96	\$ (679,827.96)	-20600.85%
01-50-510-481012	Fac Fees-Water Treatment Plant	\$ 2,400.00	\$ 105,915.00	\$ 572,531.96	\$ (570,131.96)	-23755.50%
01-50-510-481018	Fac Fees-Local Water Resources	\$ 1,200.00	\$ 55,775.00	\$ 270,462.91	\$ (269,262.91)	-22438.58%
01-50-510-481024	Fac Fees-Recycld Wtr Facilities	\$ 3,700.00	\$ 161,230.00	\$ 981,900.15	\$ (978,200.15)	-26437.84%
01-50-510-481030	Fac Fees-Transmission (16")	\$ 4,000.00	\$ 180,320.00	\$ 974,734.11	\$ (970,734.11)	-24268.35%
01-50-510-481036	Fac Fees-Storage	\$ 5,400.00	\$ 230,920.00	\$ 1,248,256.44	\$ (1,242,856.44)	-23015.86%
01-50-510-481042	Fac Fees-Booster	\$ 300.00	\$ 15,985.00	\$ 86,408.19	\$ (86,108.19)	-28702.73%
01-50-510-481048	Fac Fees-Pressure Reducng Stns	\$ 200.00	\$ 8,165.00	\$ 44,136.56	\$ (43,936.56)	-21968.28%
01-50-510-481054	Fac Fees-Misc Projects	\$ 200.00	\$ 7,130.00	\$ 38,541.78	\$ (38,341.78)	-19170.89%
01-50-510-481060	Fac Fees-Financing Costs	\$ 1,000.00	\$ 35,075.00	\$ 191,118.60	\$ (190,118.60)	-19011.86%
01-50-510-485001	Front Footage Fees	\$ -	\$ 2,180.25	\$ 2,180.25	\$ (2,180.25)	0.00%
	<b>Non-Operating Revenue</b>	<b>\$ 26,700.00</b>	<b>\$ 1,166,210.25</b>	<b>\$ 6,296,897.15</b>	<b>\$ (6,270,197.15)</b>	<b>-23483.88%</b>
01-50-510-410100	Sales	\$ 4,364,000.00	\$ 305,317.94	\$ 4,023,482.57	\$ 340,517.43	7.80%
01-50-510-410151	Agricultural Irrigation Sales	\$ 25,500.00	\$ -	\$ 21,051.43	\$ 4,448.57	17.45%
01-50-510-410171	Construction Sales	\$ 48,738.00	\$ 27,292.95	\$ 114,091.50	\$ (65,353.50)	-134.09%
01-50-510-413001	Backflow Admin Charges	\$ 24,000.00	\$ 3,987.29	\$ 36,109.51	\$ (12,109.51)	-50.46%
01-50-510-413011	Fixed Meter Charges	\$ 2,550,000.00	\$ 248,088.18	\$ 2,709,936.55	\$ (159,936.55)	-6.27%
01-50-510-413021	Meter Fees	\$ 75,000.00	\$ 17,456.00	\$ 212,340.00	\$ (137,340.00)	-183.12%
01-50-510-415001	SGPWA Importation Charges	\$ 2,176,000.00	\$ 150,503.26	\$ 1,886,638.94	\$ 289,361.06	13.30%
01-50-510-415011	SCE Power Charges	\$ 1,764,000.00	\$ 107,970.39	\$ 1,353,459.03	\$ 410,540.97	23.27%
01-50-510-417001	2nd Notice Penalties	\$ 90,000.00	\$ 6,640.00	\$ 89,415.00	\$ 585.00	0.65%
01-50-510-417011	3rd Notice Charges	\$ 32,000.00	\$ 6,055.00	\$ 32,660.00	\$ (660.00)	-2.06%
01-50-510-417021	Account Reinstatement Fees	\$ 75,000.00	\$ 8,400.00	\$ 75,500.00	\$ (500.00)	-0.67%
01-50-510-417031	Lien Processing Fees	\$ 2,800.00	\$ 1,700.00	\$ 8,100.00	\$ (5,300.00)	-189.29%
01-50-510-417041	Credit Check Processing Fees	\$ 7,500.00	\$ 865.00	\$ 10,440.00	\$ (2,940.00)	-39.20%
01-50-510-417051	Returned Check Fees	\$ 2,000.00	\$ 370.00	\$ 2,680.00	\$ (680.00)	-34.00%
01-50-510-417061	Custmr Damages/Upgrade Charges	\$ 8,000.00	\$ 183.74	\$ 18,910.82	\$ (10,910.82)	-136.39%
01-50-510-417071	After Hours Call Out Charges	\$ 600.00	\$ 50.00	\$ 950.00	\$ (350.00)	-58.33%
01-50-510-417081	Bench Test Fees	\$ 180.00	\$ -	\$ 120.00	\$ 60.00	33.33%
01-50-510-417091	Credit Card Processing Fees	\$ 24,000.00	\$ 3,123.75	\$ 34,781.25	\$ (10,781.25)	-44.92%
01-50-510-419011	Development Income	\$ 50,000.00	\$ 4,149.79	\$ 78,795.09	\$ (28,795.09)	-57.59%
01-50-510-419021	Recharge Income	\$ 35,000.00	\$ 4,952.34	\$ 42,431.16	\$ (7,431.16)	-21.23%
	<b>Operating Revenue</b>	<b>\$ 11,354,318.00</b>	<b>\$ 897,105.63</b>	<b>\$ 10,751,892.85</b>	<b>\$ 602,425.15</b>	<b>5.31%</b>
01-50-510-471001	Rent - 12303 Oak Glen	\$ 2,400.00	\$ 200.00	\$ 2,400.00	\$ -	0.00%
01-50-510-471011	Rent - 13695 Oak Glen	\$ 2,400.00	\$ 200.00	\$ 2,400.00	\$ -	0.00%
01-50-510-471021	Rent - 13697 Oak Glen	\$ 2,400.00	\$ 200.00	\$ 2,400.00	\$ -	0.00%
01-50-510-471031	Rent - 9781 Avenida Miravilla	\$ 2,400.00	\$ 200.00	\$ 2,400.00	\$ -	0.00%
01-50-510-471101	Util - 12303 Oak Glen	\$ 3,380.00	\$ 182.77	\$ 2,019.61	\$ 1,360.39	40.25%
01-50-510-471111	Util - 13695 Oak Glen	\$ 2,200.00	\$ 954.84	\$ 2,364.77	\$ (164.77)	-7.49%
01-50-510-471121	Util - 13697 Oak Glen	\$ 2,400.00	\$ 1,070.34	\$ 3,345.24	\$ (945.24)	-39.39%
01-50-510-471131	Util - 9781 Avenida Miravilla	\$ 3,400.00	\$ 1,053.53	\$ 2,772.91	\$ 627.09	18.44%
	<b>Rent/Utilities</b>	<b>\$ 20,980.00</b>	<b>\$ 4,061.48</b>	<b>\$ 20,102.53</b>	<b>\$ 877.47</b>	<b>4.18%</b>
<b>Revenue Total</b>		<b>\$ 11,465,548.00</b>	<b>\$ 2,067,793.15</b>	<b>\$ 17,172,697.46</b>	<b>\$ (5,707,149.46)</b>	<b>-50.00%</b>

## General Ledger

## Budget Variance Expense

User: wclayton

Printed: 01/28/16 09:20:11

Period 12 - 12

Fiscal Year 2015

## Beaumont-Cherry Valley Water District

560 Magnolia Avenue  
Beaumont CA 92223  
(951) 845-9581  
www.bcvwd.org



Account Number	Description	Budget	Period Amt	End Bal	Variance	Encumbered	% Avail/
<b>10</b>	<b>BOARD OF DIRECTORS</b>						
01-10-110-500101	Board of Directors Fees	\$ 30,800.00	\$ 2,200.00	\$ 20,264.00	\$ 10,536.00	\$ -	34.21%
01-10-110-500115	Social Security	\$ 3,100.00	\$ 136.40	\$ 1,256.37	\$ 1,843.63	\$ -	59.47%
01-10-110-500120	Medicare	\$ 700.00	\$ 31.90	\$ 293.83	\$ 406.17	\$ -	58.02%
01-10-110-500145	Workers' Compensation	\$ 450.00	\$ 24.20	\$ 265.92	\$ 184.08	\$ -	40.91%
01-10-110-500175	Seminar & Travel Expenses	\$ 10,000.00	\$ -	\$ 314.00	\$ 9,686.00	\$ -	96.86%
	<b>Board of Directors Personnel</b>	<b>\$ 45,050.00</b>	<b>\$ 2,392.50</b>	<b>\$ 22,394.12</b>	<b>\$ 22,655.88</b>	<b>\$ -</b>	<b>50.29%</b>
<b>Expense Total</b>	<b>BOARD OF DIRECTORS</b>	<b>\$ 45,050.00</b>	<b>\$ 2,392.50</b>	<b>\$ 22,394.12</b>	<b>\$ 22,655.88</b>	<b>\$ -</b>	<b>50.00%</b>
<b>20</b>	<b>ENGINEERING</b>						
01-20-210-500105	Labor	\$ 212,221.38	\$ 29,617.95	\$ 206,624.08	\$ 5,597.30	\$ -	2.64%
01-20-210-500115	Social Security	\$ 12,029.94	\$ 977.28	\$ 12,029.07	\$ 0.87	\$ -	0.01%
01-20-210-500120	Medicare	\$ 3,088.21	\$ 458.51	\$ 3,087.43	\$ 0.78	\$ -	0.03%
01-20-210-500125	Health Insurance	\$ 18,839.24	\$ 1,981.77	\$ 18,838.88	\$ 0.36	\$ -	0.00%
01-20-210-500140	Life Insurance	\$ 597.00	\$ 73.46	\$ 596.05	\$ 0.95	\$ -	0.16%
01-20-210-500145	Workers' Compensation	\$ 3,380.86	\$ 424.66	\$ 3,380.82	\$ 0.04	\$ -	0.00%
01-20-210-500155	Retirement/CalPERS	\$ 36,390.89	\$ 4,651.78	\$ 36,390.65	\$ 0.24	\$ -	0.00%
01-20-210-500165	Uniforms & Employee Benefits	\$ 50.00	\$ -	\$ -	\$ 50.00	\$ -	100.00%
01-20-210-500170	Education Expenses	\$ 2,500.00	\$ -	\$ -	\$ 2,500.00	\$ -	100.00%
01-20-210-500175	Seminar & Travel Expenses	\$ 500.00	\$ -	\$ 62.70	\$ 437.30	\$ -	87.46%
01-20-210-500180	Accrued Sick Leave Expenses	\$ -	\$ (6,659.86)	\$ 8,903.28	\$ (8,903.28)	\$ -	0.00%
01-20-210-500185	Accrued Vacation Expenses	\$ -	\$ 1,291.64	\$ 16,620.41	\$ (16,620.41)	\$ -	0.00%
01-20-210-500195	CIP Related Labor	\$ (121,157.68)	\$ (16,035.42)	\$ (91,091.58)	\$ (30,066.10)	\$ -	24.82%
	<b>Engineering Personnel</b>	<b>\$ 168,439.84</b>	<b>\$ 16,781.77</b>	<b>\$ 215,441.79</b>	<b>\$ (47,001.95)</b>	<b>\$ -</b>	<b>-27.90%</b>
01-20-210-540048	Permits, Fees & Licensing	\$ 4,000.00	\$ -	\$ -	\$ 4,000.00	\$ -	100.00%
	<b>Engineering Materials &amp; Supplies</b>	<b>\$ 4,000.00</b>	<b>\$ -</b>	<b>\$ -</b>	<b>\$ 4,000.00</b>	<b>\$ -</b>	<b>100.00%</b>
01-20-210-540012	Dev Reimbursable Engineering	\$ 43,363.84	\$ -	\$ 900.00	\$ 42,463.84	\$ -	97.92%
01-20-210-550068	Software Maintenance	\$ 22,500.00	\$ 2,500.00	\$ 12,500.00	\$ 10,000.00	\$ -	44.44%
01-20-210-580031	Outside Engineering	\$ 36,776.00	\$ -	\$ -	\$ 36,776.00	\$ -	100.00%
01-20-210-580032	CIP Related Outside Engineering	\$ (25,000.00)	\$ -	\$ -	\$ (25,000.00)	\$ -	100.00%
	<b>Engineering Services</b>	<b>\$ 77,639.84</b>	<b>\$ 2,500.00</b>	<b>\$ 13,400.00</b>	<b>\$ 64,239.84</b>	<b>\$ -</b>	<b>82.74%</b>
<b>Expense Total</b>	<b>ENGINEERING</b>	<b>\$ 250,079.68</b>	<b>\$ 19,281.77</b>	<b>\$ 228,841.79</b>	<b>\$ 21,237.89</b>	<b>\$ -</b>	<b>8.00%</b>
<b>30</b>	<b>FINANCE &amp; ADMIN SERVICES</b>						
01-30-310-500105	Labor	\$ 1,011,492.50	\$ 119,759.05	\$ 890,235.57	\$ 121,256.93	\$ -	11.99%
01-30-310-500110	Overtime	\$ 1,500.00	\$ -	\$ 7.97	\$ 1,492.03	\$ -	99.47%
01-30-310-500115	Social Security	\$ 58,638.40	\$ 7,703.22	\$ 54,487.97	\$ 4,150.43	\$ -	7.08%
01-30-310-500120	Medicare	\$ 15,342.34	\$ 2,314.31	\$ 14,019.08	\$ 1,323.26	\$ -	8.62%
01-30-310-500125	Health Insurance	\$ 177,443.28	\$ 18,324.09	\$ 154,686.12	\$ 22,757.16	\$ -	12.83%
01-30-310-500130	CalPERS Health Admin Costs	\$ 2,000.00	\$ 132.19	\$ 1,540.97	\$ 459.03	\$ -	22.95%
01-30-310-500140	Life Insurance	\$ 4,608.00	\$ 515.41	\$ 3,855.19	\$ 752.81	\$ -	16.34%
01-30-310-500145	Workers' Compensation	\$ 16,790.93	\$ 1,892.46	\$ 13,615.16	\$ 3,175.77	\$ -	18.91%
01-30-310-500150	Unemployment Insurance	\$ 12,760.00	\$ -	\$ 724.61	\$ 12,035.39	\$ -	94.32%
01-30-310-500155	Retirement/CalPERS	\$ 156,308.39	\$ 17,364.52	\$ 137,489.04	\$ 18,819.35	\$ -	12.04%
01-30-310-500160	Post-Employment Health Expenses	\$ 13,500.00	\$ (4,550.40)	\$ -	\$ 13,500.00	\$ -	100.00%
01-30-310-500165	Uniforms & Employee Benefits	\$ 500.00	\$ -	\$ -	\$ 500.00	\$ -	100.00%
01-30-310-500170	Education Expenses	\$ 2,000.00	\$ 105.00	\$ 2,017.11	\$ (17.11)	\$ -	-0.86%
01-30-310-500175	Seminar & Travel Expenses	\$ 8,000.00	\$ -	\$ 7,936.69	\$ 63.31	\$ -	0.79%
01-30-310-500180	Accrued Sick Leave Expenses	\$ -	\$ 24,096.92	\$ 46,472.66	\$ (46,472.66)	\$ -	0.00%
01-30-310-500185	Accrued Vacation Expenses	\$ -	\$ 80,353.48	\$ 148,299.47	\$ (148,299.47)	\$ -	0.00%
01-30-310-500195	CIP Related Labor	\$ (25,000.00)	\$ -	\$ -	\$ (25,000.00)	\$ -	100.00%
01-30-310-550024	Employment Testing	\$ 300.00	\$ -	\$ 110.00	\$ 190.00	\$ -	63.33%
	<b>Finance &amp; Admin Services Personnel</b>	<b>\$ 1,456,183.84</b>	<b>\$ 268,010.25</b>	<b>\$ 1,475,497.61</b>	<b>\$ (19,313.77)</b>	<b>\$ -</b>	<b>-1.33%</b>

Account Number	Description	Budget	Period Amt	End Bal	Variance	Encumbered	% Avail/
01-30-310-520001	Maint & Rpr-Office Equipment	\$ 800.00	\$ 67.00	\$ 670.51	\$ 129.49	\$ -	16.19%
01-30-310-550006	Cashiering Shortages/Overages	\$ 138.97	\$ (3.00)	\$ (88.97)	\$ 227.94	\$ -	164.02%
01-30-310-550018	Employee Medical/First Aid	\$ 500.00	\$ 86.27	\$ 305.28	\$ 194.72	\$ -	38.94%
01-30-310-550042	Office Supplies	\$ 21,250.00	\$ 2,038.77	\$ 11,300.16	\$ 9,949.84	\$ -	46.82%
01-30-310-550046	Office Equipment	\$ 41,000.00	\$ 6,998.91	\$ 37,371.19	\$ 3,628.81	\$ -	8.85%
01-30-310-550048	Postage	\$ 48,800.00	\$ 1,713.49	\$ 45,960.99	\$ 2,839.01	\$ -	5.82%
01-30-310-550066	Subscriptions	\$ 8,000.00	\$ 505.20	\$ 6,219.12	\$ 1,780.88	\$ -	22.26%
01-30-310-550072	Misc Operating Expenses	\$ 34,670.98	\$ (2.04)	\$ 34,670.98	\$ -	\$ -	0.00%
01-30-310-550084	Depreciation	\$ 2,528,440.00	\$ 209,338.82	\$ 2,526,443.41	\$ 1,996.59	\$ -	0.08%
	<b>Finance &amp; Admin Services Materials &amp; Supplies</b>	<b>\$ 2,683,599.95</b>	<b>\$ 220,743.42</b>	<b>\$ 2,662,852.67</b>	<b>\$ 20,747.28</b>	<b>\$ -</b>	<b>0.77%</b>
01-30-310-500190	Temporary Labor	\$ 77,000.00	\$ -	\$ 76,987.00	\$ 13.00	\$ -	0.02%
01-30-310-550001	Bank Charges	\$ 30,000.00	\$ 2,551.43	\$ 29,524.48	\$ 475.52	\$ -	1.59%
01-30-310-550030	Membership Dues	\$ 30,500.00	\$ -	\$ 21,340.00	\$ 9,160.00	\$ -	30.03%
01-30-310-550036	Notary & Lien Fees	\$ 1,500.00	\$ -	\$ 1,104.00	\$ 396.00	\$ -	26.40%
01-30-310-550054	Property, Auto& Gen Liab Insur	\$ 90,763.28	\$ 6,398.92	\$ 78,285.28	\$ 12,478.00	\$ -	13.75%
01-30-310-580001	Accounting & Audit	\$ 31,000.00	\$ -	\$ 29,750.00	\$ 1,250.00	\$ -	4.03%
01-30-310-580011	General Legal	\$ 150,000.00	\$ 1,331.80	\$ 89,592.15	\$ 60,407.85	\$ -	40.27%
01-30-310-580021	IT/Software Support	\$ 31,476.77	\$ 2,895.80	\$ 31,476.77	\$ -	\$ -	0.00%
	<b>Finance &amp; Admin Services</b>	<b>\$ 442,240.05</b>	<b>\$ 13,177.95</b>	<b>\$ 358,059.68</b>	<b>\$ 84,180.37</b>	<b>\$ -</b>	<b>19.03%</b>
<b>Expense Total</b>	<b>FINANCE &amp; ADMIN SERVICES</b>	<b>\$ 4,582,023.84</b>	<b>\$ 501,931.62</b>	<b>\$ 4,496,409.96</b>	<b>\$ 85,613.88</b>	<b>\$ -</b>	<b>2.00%</b>
<b>40</b>	<b>OPERATIONS</b>						
<b>410</b>	<b>Source of Supply Personnel</b>						
01-40-410-500105	Labor	\$ 242,495.00	\$ 19,563.64	\$ 162,783.35	\$ 79,711.65	\$ -	32.87%
01-40-410-500110	Overtime	\$ 13,476.00	\$ 1,620.90	\$ 11,806.15	\$ 1,669.85	\$ -	12.39%
01-40-410-500111	Double time	\$ 122.10	\$ -	\$ 122.10	\$ -	\$ -	0.00%
01-40-410-500115	Social Security	\$ 17,842.62	\$ 1,728.68	\$ 12,089.51	\$ 5,753.11	\$ -	32.24%
01-40-410-500120	Medicare	\$ 4,172.87	\$ 404.30	\$ 2,827.39	\$ 1,345.48	\$ -	32.24%
01-40-410-500125	Health Insurance	\$ 84,052.08	\$ 4,684.35	\$ 52,985.85	\$ 31,066.23	\$ -	36.96%
01-40-410-500140	Life Insurance	\$ 1,272.00	\$ 90.47	\$ 756.69	\$ 515.31	\$ -	40.51%
01-40-410-500145	Workers' Compensation	\$ 20,623.51	\$ 1,603.75	\$ 13,410.37	\$ 7,213.14	\$ -	34.98%
01-40-410-500155	Retirement/CalPERS	\$ 55,341.84	\$ 4,959.55	\$ 41,708.72	\$ 13,633.12	\$ -	24.63%
01-40-410-500165	Uniforms & Employee Benefits	\$ 1,000.00	\$ 69.12	\$ 693.91	\$ 306.09	\$ -	30.61%
01-40-410-500170	Education Expenses	\$ 1,400.00	\$ (183.15)	\$ 394.00	\$ 1,006.00	\$ -	71.86%
01-40-410-500175	Seminar & Travel Expenses	\$ 500.00	\$ -	\$ 125.60	\$ 374.40	\$ -	74.88%
01-40-410-500180	Accrued Sick Leave Expenses	\$ -	\$ (2,763.40)	\$ 7,840.31	\$ (7,840.31)	\$ -	0.00%
01-40-410-500185	Accrued Vacation Expenses	\$ -	\$ 19,067.81	\$ 27,497.03	\$ (27,497.03)	\$ -	0.00%
01-40-410-550024	Employment Testing	\$ 200.00	\$ -	\$ -	\$ 200.00	\$ -	100.00%
<b>440</b>	<b>Transmission &amp; Distribution Personnel</b>						
01-40-440-500105	Labor	\$ 477,194.49	\$ 42,487.43	\$ 319,682.62	\$ 157,511.87	\$ -	33.01%
01-40-440-500110	Overtime	\$ 15,680.67	\$ 615.06	\$ 15,680.67	\$ -	\$ -	0.00%
01-40-440-500111	Double time	\$ 1,275.53	\$ -	\$ 1,275.53	\$ -	\$ -	0.00%
01-40-440-500115	Social Security	\$ 29,586.06	\$ 3,375.82	\$ 24,495.76	\$ 5,090.30	\$ -	17.21%
01-40-440-500120	Medicare	\$ 6,919.32	\$ 789.53	\$ 5,728.59	\$ 1,190.73	\$ -	17.21%
01-40-440-500125	Health Insurance	\$ 180,245.02	\$ 13,640.76	\$ 142,427.82	\$ 37,817.20	\$ -	20.98%
01-40-440-500140	Life Insurance	\$ 1,954.80	\$ 208.62	\$ 1,676.03	\$ 278.77	\$ -	14.26%
01-40-440-500145	Workers' Compensation	\$ 39,320.83	\$ 2,754.97	\$ 24,489.11	\$ 14,831.72	\$ -	37.72%
01-40-440-500155	Retirement/CalPERS	\$ 73,612.90	\$ 7,852.21	\$ 72,815.93	\$ 796.97	\$ -	1.08%
01-40-440-500165	Uniforms & Employee Benefits	\$ 4,000.00	\$ 542.16	\$ 3,422.06	\$ 577.94	\$ -	14.45%
01-40-440-500170	Education Expenses	\$ 1,000.00	\$ (417.74)	\$ 449.00	\$ 551.00	\$ -	55.10%
01-40-440-500175	Seminar & Travel Expenses	\$ 500.00	\$ -	\$ -	\$ 500.00	\$ -	100.00%
01-40-440-500180	Accrued Sick Leave Expenses	\$ -	\$ 4,588.78	\$ 38,236.18	\$ (38,236.18)	\$ -	0.00%
01-40-440-500185	Accrued Vacation Expenses	\$ -	\$ 40,445.12	\$ 68,608.90	\$ (68,608.90)	\$ -	0.00%
01-40-440-500195	CIP Related Labor	\$ (40,000.00)	\$ -	\$ (8,145.29)	\$ (31,854.71)	\$ -	79.64%
01-40-440-550024	Employment Testing	\$ 260.00	\$ -	\$ 260.00	\$ -	\$ -	0.00%
<b>450</b>	<b>Inspections Personnel</b>						
01-40-450-500105	Labor	\$ 24,077.03	\$ 2,097.62	\$ 15,504.62	\$ 8,572.41	\$ -	35.60%
01-40-450-500110	Overtime	\$ -	\$ -	\$ -	\$ -	\$ -	0.00%
01-40-450-500115	Social Security	\$ 1,492.78	\$ 130.06	\$ 961.35	\$ 531.43	\$ -	35.60%
01-40-450-500120	Medicare	\$ 349.12	\$ 30.41	\$ 224.82	\$ 124.30	\$ -	35.60%
01-40-450-500125	Health Insurance	\$ 6,537.38	\$ 592.02	\$ 4,150.30	\$ 2,387.08	\$ -	36.51%
01-40-450-500140	Life Insurance	\$ 150.00	\$ 7.30	\$ 60.43	\$ 89.57	\$ -	59.71%
01-40-450-500145	Workers' Compensation	\$ 1,983.95	\$ 121.48	\$ 992.96	\$ 990.99	\$ -	49.95%
01-40-450-500155	Retirement/CalPERS	\$ 3,360.55	\$ 409.89	\$ 3,360.55	\$ -	\$ -	0.00%
01-40-450-500165	Uniforms & Employee Benefits	\$ 300.00	\$ -	\$ 130.00	\$ 170.00	\$ -	56.67%

Account Number	Description	Budget	Period Amt	End Bal	Variance	Encumbered	% Avail/
<b>460</b>	<b>Customer Svc &amp; Meter Reading Personnel</b>						
01-40-460-500105	Labor	\$ 143,011.32	\$ 16,004.92	\$ 143,011.32	\$ -	\$ -	0.00%
01-40-460-500110	Overtime	\$ 6,002.95	\$ 192.09	\$ 6,002.95	\$ -	\$ -	0.00%
01-40-460-500111	Double time	\$ 186.32	\$ -	\$ 186.32	\$ -	\$ -	0.00%
01-40-460-500115	Social Security	\$ 10,361.76	\$ 1,540.37	\$ 10,361.76	\$ -	\$ -	0.00%
01-40-460-500120	Medicare	\$ 2,424.03	\$ 360.24	\$ 2,424.03	\$ -	\$ -	0.00%
01-40-460-500125	Health Insurance	\$ 64,220.86	\$ 6,693.46	\$ 64,220.86	\$ -	\$ -	0.00%
01-40-460-500140	Life Insurance	\$ 680.68	\$ 73.88	\$ 680.68	\$ -	\$ -	0.00%
01-40-460-500145	Workers' Compensation	\$ 11,697.65	\$ 1,473.90	\$ 11,607.82	\$ 89.83	\$ -	0.77%
01-40-460-500155	Retirement/CalPERS	\$ 32,335.69	\$ 3,862.40	\$ 32,335.69	\$ -	\$ -	0.00%
01-40-460-500165	Uniforms & Employee Benefits	\$ 750.00	\$ 182.51	\$ 368.85	\$ 381.15	\$ -	50.82%
01-40-460-500170	Education Expenses	\$ 500.00	\$ -	\$ 170.00	\$ 330.00	\$ -	66.00%
01-40-460-500175	Seminar & Travel Expenses	\$ 300.00	\$ -	\$ -	\$ 300.00	\$ -	100.00%
01-40-460-500180	Accrued Sick Leave Expenses	\$ -	\$ (1,017.31)	\$ 10,867.65	\$ (10,867.65)	\$ -	0.00%
01-40-460-500185	Accrued Vacation Expenses	\$ -	\$ 14,207.86	\$ 22,543.14	\$ (22,543.14)	\$ -	0.00%
01-40-460-500195	CIP Related Labor	\$ -	\$ (489.04)	\$ (13,539.82)	\$ 13,539.82	\$ -	0.00%
01-40-460-550024	Employment Testing	\$ 300.00	\$ -	\$ -	\$ 300.00	\$ -	100.00%
<b>470</b>	<b>Maintenance &amp; General Plant Personnel</b>						
01-40-470-500105	Labor	\$ 36,886.73	\$ 4,399.62	\$ 36,886.73	\$ -	\$ -	0.00%
01-40-470-500115	Social Security	\$ 2,286.97	\$ 272.81	\$ 2,286.97	\$ -	\$ -	0.00%
01-40-470-500120	Medicare	\$ 534.84	\$ 63.80	\$ 534.84	\$ -	\$ -	0.00%
01-40-470-500125	Health Insurance	\$ 15,337.28	\$ 1,308.37	\$ 15,337.28	\$ -	\$ -	0.00%
01-40-470-500140	Life Insurance	\$ 200.00	\$ 18.50	\$ 184.46	\$ 15.54	\$ -	7.77%
01-40-470-500145	Workers' Compensation	\$ 2,708.86	\$ 258.38	\$ 2,708.86	\$ -	\$ -	0.00%
01-40-470-500155	Retirement/CalPERS	\$ 9,950.00	\$ 809.84	\$ 7,447.74	\$ 2,502.26	\$ -	25.15%
	<b>Operations Personnel</b>	<b>\$ 1,612,974.39</b>	<b>\$ 221,334.12</b>	<b>\$ 1,428,157.05</b>	<b>\$ 184,817.34</b>	<b>\$ -</b>	<b>11.46%</b>
<b>410</b>	<b>Source of Supply Materials &amp; Supplies</b>						
01-40-410-501101	Electricity - Wells	\$ 1,385,903.93	\$ 73,475.09	\$ 1,340,282.01	\$ 45,621.92	\$ -	3.29%
01-40-410-501201	Gas - Wells	\$ 225.00	\$ -	\$ 163.33	\$ 61.67	\$ -	27.41%
01-40-410-510011	Treatment & Chemicals	\$ 66,973.46	\$ 19,637.84	\$ 55,594.99	\$ 11,378.47	\$ 2,640.63	13.05%
01-40-410-510021	Lab Testing	\$ 95,000.00	\$ 24,699.67	\$ 56,584.67	\$ 38,415.33	\$ -	40.44%
01-40-410-510031	Small Tools, Parts & Maint	\$ 1,000.00	\$ -	\$ 363.60	\$ 636.40	\$ -	63.64%
01-40-410-520021	Maint & Rpr-Telemetry Equip	\$ 6,500.00	\$ -	\$ 5,301.57	\$ 1,198.43	\$ -	18.44%
01-40-410-520031	Maint & Rpr-General Equipment	\$ 100.00	\$ -	\$ -	\$ 100.00	\$ -	100.00%
01-40-410-520061	Maint & Rpr-Pumping Equipment	\$ 273,722.67	\$ 38,584.12	\$ 273,722.67	\$ -	\$ -	-0.09%
01-40-410-540048	Permits, Fees & Licensing	\$ -	\$ -	\$ -	\$ -	\$ -	0.00%
01-40-410-550066	Subscriptions	\$ 600.00	\$ -	\$ 249.00	\$ 351.00	\$ -	58.50%
<b>440</b>	<b>Trans &amp; Distribution Materials &amp; Supplies</b>						
01-40-440-510031	Small Tools, Parts & Maint	\$ 400.00	\$ -	\$ -	\$ 400.00	\$ -	100.00%
01-40-440-520071	Maint & Rpr-Pipelines&Hydrants	\$ 55,000.00	\$ 1,134.00	\$ 36,905.07	\$ 18,094.93	\$ -	32.90%
01-40-440-520081	Maint & Rpr-Pressure Regulatrs	\$ 5,000.00	\$ -	\$ 4,478.57	\$ 521.43	\$ -	10.43%
01-40-440-540001	Backflow Devices	\$ 1,800.00	\$ -	\$ 986.37	\$ 813.63	\$ -	45.20%
01-40-440-540024	Invenry Adjustments	\$ 3,000.00	\$ -	\$ -	\$ 3,000.00	\$ -	100.00%
01-40-440-540026	Invenry Purchase Discounts	\$ (5,000.00)	\$ -	\$ -	\$ (5,000.00)	\$ -	100.00%
01-40-440-540036	Line Locates	\$ 3,500.00	\$ 85.50	\$ 2,543.08	\$ 956.92	\$ -	27.34%
01-40-440-540042	Meters Maintenance & Services	\$ 84,257.69	\$ 3,031.55	\$ 84,257.69	\$ -	\$ -	0.00%
01-40-440-540078	Reservoirs Maintenance	\$ 10,742.31	\$ 54.70	\$ 2,411.19	\$ 8,331.12	\$ -	77.55%
<b>470</b>	<b>Maint &amp; General Plant Materials &amp; Supplies</b>						
01-40-470-501111	Electricity - 560 Magnolia	\$ 20,628.30	\$ 1,345.01	\$ 19,487.17	\$ 1,141.13	\$ -	5.53%
01-40-470-501121	Electricity - 12303 Oak Glen	\$ 2,800.00	\$ 182.77	\$ 2,019.61	\$ 780.39	\$ -	27.87%
01-40-470-501131	Electricity - 13695 Oak Glen	\$ 1,500.00	\$ 68.34	\$ 963.85	\$ 536.15	\$ -	35.74%
01-40-470-501141	Electricity - 13697 Oak Glen	\$ 2,725.00	\$ 148.76	\$ 1,991.49	\$ 733.51	\$ -	26.92%
01-40-470-501151	Elec - 9781 Avenida Miravilla	\$ 2,200.00	\$ 73.94	\$ 1,432.21	\$ 767.79	\$ -	34.90%
01-40-470-501161	Electricity - 815 E. 12th	\$ 6,000.00	\$ 270.60	\$ 4,462.87	\$ 1,537.13	\$ -	25.62%
01-40-470-501321	Propane - 12303 Oak Glen	\$ 120.00	\$ -	\$ -	\$ 120.00	\$ -	100.00%
01-40-470-501331	Propane - 13695 Oak Glen	\$ 1,400.92	\$ 886.50	\$ 1,400.92	\$ -	\$ -	0.00%
01-40-470-501341	Propane - 13697 Oak Glen	\$ 1,353.75	\$ 921.58	\$ 1,353.75	\$ -	\$ -	0.00%
01-40-470-501351	Propane-9781 Avenida Miravilla	\$ 1,340.70	\$ 979.59	\$ 1,340.70	\$ -	\$ -	0.00%
01-40-470-501411	Sanitation - 560 Magnolia	\$ 1,800.00	\$ 165.45	\$ 1,560.26	\$ 239.74	\$ -	13.32%
01-40-470-501461	Sanitation - 815 E. 12th	\$ 3,600.00	\$ 257.15	\$ 3,085.80	\$ 514.20	\$ -	14.28%
01-40-470-501471	Sanitation - 11083 Cherry Ave	\$ 3,200.00	\$ 244.50	\$ 2,923.68	\$ 276.32	\$ -	8.64%
01-40-470-501511	Phones - 560 Magnolia	\$ 25,000.00	\$ 1,993.71	\$ 20,247.11	\$ 4,752.89	\$ -	19.01%
01-40-470-501561	Phones - 815 E. 12th	\$ 3,200.00	\$ (53.09)	\$ 1,316.78	\$ 1,883.22	\$ -	58.85%
01-40-470-501600	Property Maintenance & Repair	\$ 1,635.45	\$ -	\$ 693.38	\$ 942.07	\$ -	57.60%
01-40-470-501611	Maint & Repair- 560 Magnolia	\$ 18,971.70	\$ 2,474.55	\$ 18,971.70	\$ -	\$ -	0.00%
01-40-470-501621	Maint & Repair- 12303 Oak Glen	\$ 1,200.00	\$ 52.92	\$ 52.92	\$ 1,147.08	\$ -	95.59%
01-40-470-501631	Maint & Repair- 13695 Oak Glen	\$ 699.08	\$ -	\$ 122.76	\$ 576.32	\$ -	82.44%
01-40-470-501641	Maint & Repair- 13697 Oak Glen	\$ 346.25	\$ -	\$ 233.48	\$ 112.77	\$ -	32.57%
01-40-470-501651	Maint & Rpr-9781 Ave Miravilla	\$ 1,359.30	\$ 52.92	\$ 52.92	\$ 1,306.38	\$ -	96.11%



Account Number	Description	Budget	Period Amt	End Bal	Variance	Encumbered	% Avail/
01-40-470-501661	Maint & Repair- 815 E. 12th	\$ 5,000.00	\$ (360.96)	\$ 3,501.70	\$ 1,498.30	\$ -	29.97%
01-40-470-501691	Maint & Rpr- Buidlgs (General)	\$ 5,000.00	\$ 129.50	\$ 2,110.41	\$ 2,889.59	\$ -	57.79%
01-40-470-510001	Auto/Fuel	\$ 85,000.00	\$ 4,583.51	\$ 62,573.50	\$ 22,426.50	\$ -	26.38%
01-40-470-510002	CIP Related Fuel	\$ (15,000.00)	\$ -	\$ -	\$ (15,000.00)	\$ -	100.00%
01-40-470-520011	Maint & Rpr-Safety Equipment	\$ 5,500.00	\$ -	\$ 2,897.23	\$ 2,602.77	\$ -	47.32%
01-40-470-520031	Maint & Rpr-General Equipment	\$ 39,140.17	\$ 2,446.20	\$ 36,227.55	\$ 2,912.62	\$ -	7.44%
01-40-470-520041	Maint & Rpr-Fleet	\$ 69,338.04	\$ 5,235.46	\$ 69,338.04	\$ -	\$ -	0.00%
01-40-470-520091	Maint & Rpr-Communicatn Equip	\$ 2,500.00	\$ -	\$ -	\$ 2,500.00	\$ -	100.00%
<b>510</b>	<b>General Materials &amp; Supplies</b>						
01-40-510-510031	Small Tools, Parts & Maint	\$ 8,021.79	\$ 1,060.93	\$ 8,021.79	\$ -	\$ (0.01)	0.00%
	<b>Operations Materials &amp; Supplies</b>	<b>\$ 2,294,305.51</b>	<b>\$ 183,862.31</b>	<b>\$ 2,132,227.39</b>	<b>\$ 162,078.12</b>	<b>\$ 2,640.62</b>	<b>6.94%</b>
<b>410</b>	<b>Source of Supply Services</b>						
01-40-410-500501	State Project Water Purchases	\$ 2,176,000.00	\$ 102,708.00	\$ 879,066.00	\$ 1,296,934.00	\$ -	59.60%
01-40-410-540084	State Mandates & Tariffs	\$ 50,000.00	\$ 935.96	\$ 32,611.50	\$ 17,388.50	\$ -	34.78%
<b>470</b>	<b>Maintenance &amp; General Plant Services</b>						
01-40-470-540030	Landscape Maintenance	\$ 1,000.00	\$ 98.17	\$ 892.43	\$ 107.57	\$ -	10.76%
01-40-470-540072	Rechrg Facs, Cnyns&Ponds Maint	\$ 37,364.55	\$ 8,328.20	\$ 37,364.55	\$ -	\$ -	0.00%
	<b>OperationsServices</b>	<b>\$ 2,264,364.55</b>	<b>\$ 112,070.33</b>	<b>\$ 949,934.48</b>	<b>\$ 1,314,430.07</b>	<b>\$ -</b>	<b>58.05%</b>
<b>Expense Total</b>	<b>OPERATIONS</b>	<b>\$ 6,171,644.45</b>	<b>\$ 517,266.76</b>	<b>\$ 4,510,318.92</b>	<b>\$ 1,661,325.53</b>	<b>\$ 2,640.62</b>	<b>27.00%</b>
<b>50</b>	<b>GENERAL</b>						
01-50-510-540066	Property Damages & Theft	\$ 11,124.33	\$ -	\$ 11,124.33	\$ -	\$ -	0.00%
01-50-510-550040	General Supplies	\$ 14,002.21	\$ 1,183.41	\$ 14,002.21	\$ -	\$ -	0.00%
01-50-510-550060	Public Education	\$ 5,000.00	\$ -	\$ 1,713.39	\$ 3,286.61	\$ -	65.73%
01-50-510-550072	Misc Operating Expenses	\$ 137,788.40	\$ -	\$ 137,788.40	\$ -	\$ -	0.00%
	<b>General Materials &amp; Supplies</b>	<b>\$ 167,914.94</b>	<b>\$ 1,183.41</b>	<b>\$ 164,628.33</b>	<b>\$ 3,286.61</b>	<b>\$ -</b>	<b>1.96%</b>
01-50-510-550096	Beaumont Basin Watermaster	\$ 35,000.00	\$ 1,331.31	\$ 27,843.86	\$ 7,156.14	\$ -	20.45%
	<b>General Services</b>	<b>\$ 35,000.00</b>	<b>\$ 1,331.31</b>	<b>\$ 27,843.86</b>	<b>\$ 7,156.14</b>	<b>\$ -</b>	<b>20.45%</b>
<b>Expense Total</b>	<b>GENERAL</b>	<b>\$ 202,914.94</b>	<b>\$ 2,514.72</b>	<b>\$ 192,472.19</b>	<b>\$ 10,442.75</b>	<b>\$ -</b>	<b>5.00%</b>
<b>Expense Total</b>	<b>ALL EXPENSES</b>	<b>\$ 11,251,712.91</b>	<b>\$ 1,043,387.37</b>	<b>\$ 9,450,436.98</b>	<b>\$ 1,801,275.93</b>	<b>\$ 2,878.02</b>	<b>16.00%</b>



**Beaumont-Cherry Valley Water District  
Cash Balance & Investment Report  
As of December 31st, 2015**

Account Name	Account Ending #	<u>Cash Balance Per Account</u>	
		Balance	Prior Month Balance
Wells Fargo	General	4152	
		\$9,582,551.26	\$8,071,071.15
	<b>Total Cash</b>	<b>\$ 9,582,551.26</b>	<b>\$ 8,071,071.15</b>

Account Name	<u>Investment Summary</u>		Actual % of Total	Policy % Limit	Maturity	Par Amount	Rate	2015 Interest to Date
	Market Value	Prior Month Balance						
Ca. State Treasurer's Office: Local Agency Investment Fund	\$ 16,839,845.45	\$ 16,839,845.45	100%	No Limit	Liquid	N/A	0.28	\$ 25,247.52
<b>Total Investments</b>	<b>\$ 16,839,845.45</b>	<b>\$ 16,839,845.45</b>						<b>\$ 25,247.52</b>
<b>Total Cash &amp; Investments</b>		<b>\$ 26,422,396.71</b>	<b>\$ 24,910,916.60</b>					

The investments above are in accordance with the District's investment policy.

BCVWD will be able to meet its cash flow obligations for the next 6 months.



# Accounts Payable

## Checks by Date - Detail by Check Date

User: wclayton  
Printed: 1/27/2016 1:53 PM

## Beaumont-Cherry Valley Water District

560 Magnolia Avenue  
Beaumont CA 92223  
(951) 845-9581  
www.bcvwd.org



Check No	Vendor No Invoice No	Vendor Name Description	Check Date Reference	Check Amount
4548	10447 122115	State Water Resources Control Board - DWOCB D-4 Certification Renewal OP#16513 - E Fraser	12/21/2015	105.00
Total for Check Number 4548:				105.00
Total for 12/21/2015:				105.00
ACH	10085	CalPERS Retirement System	12/31/2015	
		PR Batch 00004.12.2015 CalPERS 1% ER Paid	PR Batch 00004.12.201	181.48
		PR Batch 00004.12.2015 CalPERS 7% Deduction	PR Batch 00004.12.201	2,182.50
		PR Batch 00004.12.2015 CalPERS 8% EE Paid	PR Batch 00004.12.201	2,551.32
		PR Batch 00004.12.2015 CalPERS 8% ER Paid	PR Batch 00004.12.201	892.17
		PR Batch 00004.12.2015 CalPERS Employer Paid	PR Batch 00004.12.201	8,103.56
		PR Batch 00004.12.2015 CalPERS PEPRA 6.967%	PR Batch 00004.12.201	907.89
Total for this ACH Check for Vendor 10085:				14,818.92
ACH	10087	EDD	12/31/2015	
		PR Batch 00004.12.2015 CA SDI	PR Batch 00004.12.201	484.14
		PR Batch 00004.12.2015 State Income Tax	PR Batch 00004.12.201	2,331.81
Total for this ACH Check for Vendor 10087:				2,815.95
ACH	10094	U.S. Treasury	12/31/2015	
		PR Batch 00004.12.2015 Federal Income Tax	PR Batch 00004.12.201	7,361.21
		PR Batch 00004.12.2015 FICA Employee Portion	PR Batch 00004.12.201	3,616.10
		PR Batch 00004.12.2015 FICA Employer Portion	PR Batch 00004.12.201	3,616.10
		PR Batch 00004.12.2015 Medicare Employee Portion	PR Batch 00004.12.201	1,101.59
		PR Batch 00004.12.2015 Medicare Employer Portion	PR Batch 00004.12.201	1,101.59
Total for this ACH Check for Vendor 10094:				16,796.59
ACH	10141	Ca State Disbursement Unit	12/31/2015	
		PR Batch 00004.12.2015 Garnishment	PR Batch 00004.12.201	191.53
		PR Batch 00004.12.2015 Garnishment	PR Batch 00004.12.201	360.57
Total for this ACH Check for Vendor 10141:				552.10
ACH	10203	Voya Financial	12/31/2015	
		PR Batch 00004.12.2015 Deferred Comp	PR Batch 00004.12.201	510.00
Total for this ACH Check for Vendor 10203:				510.00
ACH	10264	CalPERS Supplemental Income Plans	12/31/2015	
		PR Batch 00004.12.2015 CalPERS 457	PR Batch 00004.12.201	1,839.55
Total for this ACH Check for Vendor 10264:				1,839.55
Total for 12/31/2015:				37,333.11

ACH	10030	Southern California Edison	01/04/2016	
	001035 Dec 2015	Electric Charges Nov 23-Dec 23 560 Magnolia Ave		1,345.01
	076437 Dec 2015	Electric Charges Nov 23-Dec 23 12303 Oak Glen Rd		182.77
	206083 Dec 2015	Electric Charges Nov 23-Dec 23 9781 Avenida Miravilla Shop		73.94
	338067 Dec 2015	Electric Charges Nov 23-Dec 23 13695 Oak Glen Rd		68.34
	346958 Dec 2015	Electric Charges Nov 23-Dec 23 815 E 12th St		270.60
	374889 Dec 2015	Electric Charges Nov 23-Dec 23 Wells		73,475.10
	374889 Dec 2015	Electric Charges Oct 23-Nov 23 Wells (9 Estimated)		47,670.00
	593142 Dec 2015	Electric Charges Nov 23-Dec 23 13697 Oak Glen Rd		148.76
Total for this ACH Check for Vendor 10030:				123,234.52
4549	UB*01650	Luis Gomez Refund Check	01/04/2016	119.61
Total for Check Number 4549:				119.61
4550	UB*01651	Eodoro Herrera Refund Check	01/04/2016	51.22
Total for Check Number 4550:				51.22
4551	UB*01652	Jeanette Johnson Refund Check Refund Check Refund Check Refund Check	01/04/2016	137.34 37.50 17.98 12.89
Total for Check Number 4551:				205.71
4552	UB*01649	So Cal Sandbags Inc Refund Check	01/04/2016	570.61
Total for Check Number 4552:				570.61
Total for 1/4/2016:				124,181.67
ACH	10288	CalPERS Health Fiscal Services Division	01/07/2016	
	1918	Active Employees Health Insurance Jan 2016		38,565.90
	1918	E Floyd Term Health Insurance Jan 2016		1,705.22
	1918	M Morales Health Insurance Jan 2016		1,573.13
	1918	Retired Employees Health Insurance Jan 2016		805.80
	1918	Admin Fee for Health Insurance Jan 2016		137.74
Total for this ACH Check for Vendor 10288:				42,787.79
ACH	10263	Department of Treasury Internal Rev Serv	01/07/2016	
	CP161	3rd Quarter Employee Tax Adjustment 2015		12.66
Total for this ACH Check for Vendor 10263:				12.66
4553	UB*01663	John Albaugh Refund Check	01/07/2016	10.95
Total for Check Number 4553:				10.95
4554	UB*01660	Stephanie Bargholz Refund Check Refund Check Refund Check Refund Check	01/07/2016	50.66 80.98 38.81 27.84
Total for Check Number 4554:				198.29

4555	UB*01657	Robert Chavez Refund Check	01/07/2016	171.83
Total for Check Number 4555:				171.83
4556	UB*01662	Dominick Russo Refund Check Refund Check Refund Check Refund Check	01/07/2016	2.70 0.58 0.27 0.20
Total for Check Number 4556:				3.75
4557	UB*01665	Ioannis Fotakis Refund Check Refund Check Refund Check Refund Check	01/07/2016	61.89 19.80 9.49 6.81
Total for Check Number 4557:				97.99
4558	UB*01653	Angela & John Hermanson Refund Check Refund Check Refund Check Refund Check	01/07/2016	52.14 12.38 5.93 4.26
Total for Check Number 4558:				74.71
4559	UB*01658	Maria Joseph Refund Check Refund Check Refund Check Refund Check	01/07/2016	1.63 0.02 0.01 0.03
Total for Check Number 4559:				1.69
4560	UB*01659	Tapinder Katoch Refund Check Refund Check Refund Check Refund Check	01/07/2016	98.91 67.82 32.50 23.31
Total for Check Number 4560:				222.54
4561	UB*01654	Sherissa Love Refund Check Refund Check Refund Check Refund Check	01/07/2016	56.61 37.13 17.79 12.76
Total for Check Number 4561:				124.29
4562	UB*01656	Irene Madrid Refund Check Refund Check Refund Check Refund Check	01/07/2016	118.79 9.74 4.66 3.35
Total for Check Number 4562:				136.54
4563	UB*01667	Irene Nelson Refund Check Refund Check Refund Check Refund Check	01/07/2016	51.17 109.07 52.27 37.49
Total for Check Number 4563:				250.00

4564	UB*01554 UB01554	Sandra Panter Reissue Refund Check #4263	01/07/2016	111.02
Total for Check Number 4564:				111.02
4565	UB*01661	Joseph Perez Refund Check	01/07/2016	13.25
Total for Check Number 4565:				13.25
4566	UB*01655	Joanne Repath Refund Check	01/07/2016	311.02
Total for Check Number 4566:				311.02
4567	UB*01664	Richmond American Homes Refund Check Refund Check Refund Check Refund Check	01/07/2016	27.56 18.22 8.73 6.26
Total for Check Number 4567:				60.77
4568	UB*01670	Richmond American Homes of Maryland Refund Check Refund Check Refund Check Refund Check	01/07/2016	108.46 2.26 1.08 0.78
Total for Check Number 4568:				112.58
4569	UB*01669	Melvyn Rosenstein Refund Check	01/07/2016	19.23
Total for Check Number 4569:				19.23
4570	UB*01666	Erica Texeira Refund Check Refund Check Refund Check Refund Check	01/07/2016	89.52 24.53 11.76 8.43
Total for Check Number 4570:				134.24
4571	UB*01668	Steven and Cheryl Whiteley Refund Check Refund Check Refund Check Refund Check	01/07/2016	119.11 6.93 3.32 2.38
Total for Check Number 4571:				131.74
4572	10001 44461 44461 44461 44461 44461	Action True Value Hardware (2) 2-Cycle Oil - Weedeaters for NCR II (1) 7" Pliers - Fence Repair NCR II (1) Paint Roller, Tray, and Spray Paint - Remove Graffiti NCR (1) Rebar for Main Line Leak Repair - Euclid/7th (2) Cans WD-40 - Hedge Trimmers NCR I	01/07/2016	5.38 12.95 13.24 6.47 11.86
Total for Check Number 4572:				49.90
4573	10319 123115 123115	ACWA Joint Powers Insurance Authority 4th Quarter WC Expense 2015 4th Quarter WC Expense 2015	01/07/2016	14,075.15 -2.52
Total for Check Number 4573:				14,072.63

4574	10144	AlSCO Inc	01/07/2016	
	LYUM1020951	Weekly Cleaning Mats & Shop Towels 815 E 12th		28.75
	LYUM1020952	Weekly Cleaning 3 Office Mats 560 Magnolia Ave		14.95
	LYUM1024826	Weekly Cleaning Mats & Shop Towels 815 E 12th		28.75
	LYUM1024827	Weekly Cleaning 3 Office Mats 560 Magnolia Ave		14.95
	LYUM1028470	Weekly Cleaning Mats & Shop Towels 815 E 12th		28.75
	LYUM1028471	Weekly Cleaning 3 Office Mats 560 Magnolia Ave		14.95
Total for Check Number 4574:				131.10
4575	10086	American Family Life Assurance Company of Columbus	01/07/2016	
	306629	AFLAC Employee Insurance Dec 2015		834.48
Total for Check Number 4575:				834.48
4576	10073	AWT Chemicals	01/07/2016	
	15-054	(144) Pallets of Chlorination (CL2) Tablets		19,637.84
Total for Check Number 4576:				19,637.84
4577	10287	Bank of the West	01/07/2016	
		US Postal Service		
		Postage - Return Video to ACWA		6.03
	10037	Waste Management Of Inland Empire		
		Yard Dumpsters 815 E 12th Dec 2015		257.15
		Monthly Sanitation 560 Magnolia Dec 2015		94.37
	10044	Verizon		
		Monthly Phone Service 12/10/2015-01/09/2016		242.24
		Monthly FAX 11/25-12/24/2015		181.35
		Long Distance 11/25-12/24/2015		46.66
		Monthly FIOS 11/25-12/24/2015		169.99
	10052	Home Depot Credit Services		
		Wingnuts and Wirenuts for Lights - Main Office		30.95
		120V Electronic Ballast for Lights - Main Office		183.53
		Correct Payment Type 6' Table for Meetings		86.36
	10056	RDO Equipment Co. Trust# 80-5800		
		John Deere Backhoe Spring Repair		10.77
		John Deere Backhoe Sensor Repair		164.19
		John Deere Backhoe Spring Pin Repair		2.16
	10128	American Office Solution		
		(400) Postage Stamps		196.00
		(2) Aluminum Clipboards - Field Staff		75.58
	10135	Big Time Design		
		(1) Safety Vest - T Cove		29.16
		(7) Jackets - T & D Field Staff		287.28
		(2) Vests - A Couch & J Medina		56.16
		(2) Jackets - J Bean & D Lee		82.08
		(1) Safety Vest - D Lee		28.08
		(1) Jacket - J Haggin		41.04
		(1) Safety Vest - J Bean		28.08
		(1) Jacket - T Cove		45.36
		(2) Jackets - J Munoz & K Dahlstrom		88.56
	10147	Online Information Services, Inc		
		176 Credit Reports Nov 2015		505.20
	10151	Verizon Business		
		Monthly Phone Service 10/26-11/25/2015		1,133.94
	10162	In Gear Technology		
		Replace Air Filter/Cleaning - Unit 17		101.60

10424		Top-Line Industrial Supply, LLC		
		(1) 1/2" Super Duty Air Impact Wrench - Tools for Unit 16		259.11
		(1) 1/2" DR 1-1/8" Deep Impact Socket - Tools for Unit 16		18.84
		(1) 1/2" DR 1-1/4" Deep Impact Socket - Tools for Unit 16		21.87
		(1) 1/2" DR 3" Extension - Tools for Unit 16		10.23
		(1) 1/2" DR Universal Joint (Ball) - Tools for Unit 16		28.77
		(1) 1/4" Female NPT Air King Fitting - Tools for Unit 16		9.37
		(1) 1/4" Industrial Coupler & Plug - Tools for Unit 16		6.43
		(1) 3/8" Rubber Air Line (25') - Tools for Unit 16		25.83
		(1) 1/2" Grinder - Tools for Unit 16		297.00
10453		Custom Trophies		
		(1) 2" x 10" ID Plate - Board Member		14.04
		(2) 2" x 10" ID Plates - Finance Staff		28.08
10523		Domenic Desch		
		Tow Truck - Unit 10		80.00
Total for Check Number 4577:				4,973.44
4578	10283	BCVWD Custodian of Petty Cash	01/07/2016	
	123115	HUB for Radio Reads - Reimburse R Rasha		37.77
Total for Check Number 4578:				37.77
4579	10010	Beaumont Tire	01/07/2016	
	6664	Replace, Mount, Balance (2) Rear Tires - Unit 13		195.13
Total for Check Number 4579:				195.13
4580	10019	C R & R Incorporated	01/07/2016	
	0080310	Monthly Charges 3YD Commercial Bin Jan 2016		244.50
Total for Check Number 4580:				244.50
4581	10249	CDW Government LLC	01/07/2016	
	BPS8203	(3) FUJI FI-6110 Scanners		2,262.56
Total for Check Number 4581:				2,262.56
4582	10014	Cherry Valley Automotive	01/07/2016	
	10453	Front Brake Job - Unit 15		540.03
	10453	Rear Brake Job - Unit 15		215.17
	10453	Replace Battery - Unit 15		139.09
	10453	Oil Change Odometer Read 124,164 - Unit 15		41.05
	10928	Oil Change Odometer Read 17,776 - Unit 4		44.83
Total for Check Number 4582:				980.17
4583	10098	County of Riverside Dept of Environmental Health	01/07/2016	
	IN0246564	Annual Env Health Level I Permit - Well #4A		784.00
	IN0246566	Annual Env Health Level I Permit - 560 Magnolia		784.00
	IN0246567	Annual Env Health Level I Permit - Highland Springs Booster		784.00
	IN0246606	Annual Env Health Level II Permit - Well #24		1,127.00
	IN0246607	Annual Env Health Level II Permit - Well #16		1,127.00
	IN0246608	Annual Env Health Level II Permit - Well #23		1,127.00
	IN0246609	Annual Env Health Level II Permit - Well #26		1,032.00
	IN0246610	Annual Env Health Level II Permit - Well #25		1,032.00
	IN0246611	Annual Env Health Level II Permit - Well #1 Generator		1,515.00
	IN0246612	Annual Env Health Level II Permit - 37251 Cherry Valley Blvd		1,032.00
Total for Check Number 4583:				10,344.00
4584	10104	Crowley Company Inc	01/07/2016	
	21982	Well #23,24,25,29 Guide Valve for Chlorinators		141.48
Total for Check Number 4584:				141.48
4585	10022	Hemet Valley Tool & Supply	01/07/2016	
	105171	12/29-12/31/15 Hedge Trimmer Rental		84.24
Total for Check Number 4585:				84.24



4586	10398	Infosend, Inc	01/07/2016	
	100613	December 2015 Postage Charges for Utility Billing		1,511.46
	100613	December 2015 Billing Charges for Utility Billing		4,311.66
Total for Check Number 4586:				5,823.12
4587	10273	Inland Water Works Supply Co.	01/07/2016	
	279985	(03) PSI Gauges 0-30 - Yard Stock		79.38
	280086	(01) Antenna for Radio Reads - Inventory		79.38
	280086	(47) Antennas for Radio Reads - Inventory		3,730.86
	280086	MVRS Software, Handhelds, Desktop Dock, AC Power - Radio Reads		10,319.40
	280086	MVRS Software, Handhelds, Desktop Dock, AC Power - Installation		1,587.60
	280087	(119) Antennas for Radio Reads - Inventory		9,446.22
	280087	(01) Antenna for Radio Reads - Inventory		79.38
	280154	(100) 1" Ball Valves - Inventory		3,598.56
	280154	(8) Full Circle Clamps 595-635 - Inventory		770.51
	280154	(6) Full Circle Clamps 660-700 - Inventory		577.89
	280155	(8) 4" 501 Flex Ring Red - Inventory		101.61
	280156	(52) 1" x 6" Brass Nipples - Inventory		632.92
	280156	(50) Lock-on Lockwings - Inventory		3,598.56
	280156	(39) Lock-off Lockwings - Inventory		2,662.41
	280156	(57) 1" Brass Check Valves - Inventory		4,183.80
	280156	(40) 1" Meter Couplings - Inventory		501.68
	280156	(35) 1" Brass Couplings - Inventory		424.15
	280156	(79) 1" x Close Brass Nipples - Inventory		280.11
	280156	(50) 1" x 5" U Branches - Inventory		2,857.68
	280157	(10) PSI Gauges 0-30 - Yard Stock		264.60
	280157	(11) PSI Gauges 0-200 - Yard Stock		291.06
Total for Check Number 4587:				46,067.76
4588	10224	Legal Shield	01/07/2016	
	0101129 Dec	Employee Prepaid Legal Dec 2015		200.25
Total for Check Number 4588:				200.25
4589	10429	Legend Pump & Well Service Inc	01/07/2016	
	52744	Labor Repair Booster 21 A/B		392.00
	52744	(2) Voltage Monitors - Booster 21 A/B		618.76
Total for Check Number 4589:				1,010.76
4590	10281	Luther's Truck and Equipment	01/07/2016	
	37051	Replace Air Filter- Unit 8		39.06
	37051	Replace Air Brake and PP Valve - Unit 8		516.51
	37051	Oil Change/Filter Odometer 59,500 - Unit 8		320.25
	37051	Replace Transmission Dipstick - Unit 8		97.08
Total for Check Number 4590:				972.90
4591	10026	McCrometer Inc	01/07/2016	
	469117 RI	(1) 4" Meter for Well #5		1,856.52
Total for Check Number 4591:				1,856.52
4592	10278	Metlife - Group Benefits	01/07/2016	
	KM05754034 Jan	MetLife Dental Jan 2016		505.55
	KM05754034 Jan	T Williams MetLife Dental Jan 2016		-22.56
Total for Check Number 4592:				482.99
4593	10300	Mike's Gopher and Bee Control	01/07/2016	
	34010	Monthly Service at NCR I Rodent Control Dec 2015		400.00
Total for Check Number 4593:				400.00

4594	10350	NAPA Auto Parts	01/07/2016	
	937541	Bulb Replacement - Unit 8		3.77
	939055	Grease Gun Hose and Coupling		34.54
	940439	(2) Bulb Replacement - Unit 2		6.42
	940439	(12) 5W20 Oil - Yard Stock		53.03
	940439	(12) 10W40 Oil - Yard Stock		53.02
	941120	(2) Gate Batteries - Lower Canyon Gate		75.58
Total for Check Number 4594:				226.36
4595	10196	National Meter & Automation, Inc	01/07/2016	
	S1066229.001	(50) 5/8" Radio Read Meters - Inventory		6,790.26
	S1066229.003	(5) 1 1/2" Radio Read Meters - Inventory		2,609.03
	S1066229.003	(5) 2" Radio Read Meters - Inventory		3,669.41
	S1066229.005	(15) 3/4" Radio Read Meters - Inventory		3,565.85
Total for Check Number 4595:				16,634.55
4596	10055	Nino's	01/07/2016	
	6866	Fuel Charges 08/29-12/10/15		459.68
Total for Check Number 4596:				459.68
4597	10045	Pacific Alarm Service Inc	01/07/2016	
	P98181	Addition of Radio Signal Expansion Module		67.00
	R117256	Alarm/Equip Rent/Service/Monitor Jan 2016 - 560 Magnolia		239.00
	R117257	Alarm/Equip Rent/Service/Monitor Jan 2016 - Cherry Valley Blvd		44.50
Total for Check Number 4597:				350.50
4598	10056	RDO Equipment Co. Trust# 80-5800	01/07/2016	
	P06086	John Deere Back Hoe Pad		251.49
	P06086	John Deere Back Hoe Seat		164.16
	P06086	John Deere Back Hoe Arm Rest Kit		129.89
	P06086	John Deere Back Hoe Arm Rest		131.34
Total for Check Number 4598:				676.88
4599	10132	South Coast AQMD	01/07/2016	
	2896110	Diesel Generator Operating Fee Facility ID 129302		346.54
	2896111	Diesel Generator Operating Fee Facility ID 129305		346.54
	2897184	Annual Permit 15-16 Facility ID 129302		121.44
	2897185	Annual Permit 15-16 Facility ID 129305		121.44
Total for Check Number 4599:				935.96
4600	10276	Standard Insurance Company	01/07/2016	
	00610763 Jan	Monthly Life & AD&D Insurance Jan 2016		648.06
	00610763 Jan	E Floyd (Term) Monthly Life & AD&D Insurance Jan 2016		11.72
	00610763 Jan	M Morales Monthly Life & AD&D Insurance Jan 2016		18.46
	00610763 Jan	R Riggs Monthly Life & AD&D Insurance Jan 2016		-11.36
	00610763 Jan	T Williams Monthly Life & AD&D Insurance Jan 2016		-10.64
Total for Check Number 4600:				656.24
4601	10031	Staples Advantage	01/07/2016	
	3287923025	3' x 4' Framed Cork Board - Main Office		142.55
Total for Check Number 4601:				142.55
4602	10284	Underground Service Alert of Southern California	01/07/2016	
	1220150044	57 New Ticket Charges		85.50
Total for Check Number 4602:				85.50
4603	10255	Unlimited Services Building Maintenance	01/07/2016	
	0291512-IN	Jan 2016 Janitorial Services 815 E 12th		150.00
	0291513-IN	Jan 2016 Janitorial Services 560 Magnolia		845.00
Total for Check Number 4603:				995.00
4604	10036	USA Mobility Wireless Inc	01/07/2016	
	Y0152081L	Standby Pager for SCADA 12/15/15-01/14/16		70.24
Total for Check Number 4604:				70.24

4605	10238	Weldors Supply And Steel Co.	01/07/2016	
	54045	(1) Nipple for ACG Reg - Welding Trailer		6.48
	54045	(1) 400 Gauge - Welding Trailer		17.55
	54045	(1) Welding Gloves - Welding Trailer		5.40
Total for Check Number 4605:				29.43
Total for 1/7/2016:				177,053.31
ACH	10085	CalPERs Retirement System	01/14/2016	
		PR Batch 00001.01.2016 CalPERS 1% ER Paid	PR Batch 00001.01.201	89.77
		PR Batch 00001.01.2016 CalPERS 1% ER Paid	PR Batch 00001.01.201	89.93
		PR Batch 00001.01.2016 CalPERS 7% Deduction	PR Batch 00001.01.201	1,096.90
		PR Batch 00001.01.2016 CalPERS 7% Deduction	PR Batch 00001.01.201	1,099.18
		PR Batch 00001.01.2016 CalPERS 8% EE Paid	PR Batch 00001.01.201	1,277.87
		PR Batch 00001.01.2016 CalPERS 8% EE Paid	PR Batch 00001.01.201	1,368.73
		PR Batch 00001.01.2016 CalPERS 8% ER Paid	PR Batch 00001.01.201	403.73
		PR Batch 00001.01.2016 CalPERS 8% ER Paid	PR Batch 00001.01.201	489.45
		PR Batch 00001.01.2016 CalPERS Employer Paid 13.243%	PR Batch 00001.01.201	3,972.41
		PR Batch 00001.01.2016 CalPERS Employer Paid 13.243%	PR Batch 00001.01.201	4,266.96
		PR Batch 00001.01.2016 CalPERS PEPRA 6.967%	PR Batch 00001.01.201	466.38
		PR Batch 00001.01.2016 CalPERS PEPRA 6.967%	PR Batch 00001.01.201	467.42
Total for this ACH Check for Vendor 10085:				15,088.73
ACH	10087	EDD	01/14/2016	
		PR Batch 00001.01.2016 CA SDI	PR Batch 00001.01.201	332.22
		PR Batch 00001.01.2016 CA SDI	PR Batch 00001.01.201	359.46
		PR Batch 00001.01.2016 State Income Tax	PR Batch 00001.01.201	1,184.25
		PR Batch 00001.01.2016 State Income Tax	PR Batch 00001.01.201	1,337.80
Total for this ACH Check for Vendor 10087:				3,213.73
ACH	10094	U.S. Treasury	01/14/2016	
		PR Batch 00001.01.2016 Federal Income Tax	PR Batch 00001.01.201	3,751.66
		PR Batch 00001.01.2016 Federal Income Tax	PR Batch 00001.01.201	4,148.98
		PR Batch 00001.01.2016 FICA Employee Portion	PR Batch 00001.01.201	2,290.36
		PR Batch 00001.01.2016 FICA Employee Portion	PR Batch 00001.01.201	2,539.96
		PR Batch 00001.01.2016 FICA Employer Portion	PR Batch 00001.01.201	2,290.36
		PR Batch 00001.01.2016 FICA Employer Portion	PR Batch 00001.01.201	2,539.96
		PR Batch 00001.01.2016 Medicare Employee Portion	PR Batch 00001.01.201	535.66
		PR Batch 00001.01.2016 Medicare Employee Portion	PR Batch 00001.01.201	594.04
		PR Batch 00001.01.2016 Medicare Employer Portion	PR Batch 00001.01.201	535.66
		PR Batch 00001.01.2016 Medicare Employer Portion	PR Batch 00001.01.201	594.04
Total for this ACH Check for Vendor 10094:				19,820.68
ACH	10141	Ca State Disbursement Unit	01/14/2016	
		PR Batch 00001.01.2016 Garnishment	PR Batch 00001.01.201	95.68
		PR Batch 00001.01.2016 Garnishment	PR Batch 00001.01.201	180.12
		PR Batch 00001.01.2016 Garnishment	PR Batch 00001.01.201	180.45
		PR Batch 00001.01.2016 Garnishment	PR Batch 00001.01.201	95.85
Total for this ACH Check for Vendor 10141:				552.10
ACH	10203	Voya Financial	01/14/2016	
		PR Batch 00001.01.2016 Deferred Comp	PR Batch 00001.01.201	223.99
		PR Batch 00001.01.2016 Deferred Comp	PR Batch 00001.01.201	286.01
Total for this ACH Check for Vendor 10203:				510.00

ACH	10264	CalPERS Supplemental Income Plans	01/14/2016	
		PR Batch 00001.01.2016 CalPERS 457	PR Batch 00001.01.201	943.88
		PR Batch 00001.01.2016 CalPERS 457	PR Batch 00001.01.201	945.73
Total for this ACH Check for Vendor 10264:				1,889.61
ACH	10085	CalPERS Retirement System	01/14/2016	
		PR Batch 00001.12.2015 CalPERS 7% Deduction	PR Batch 00001.12.201	300.38
		PR Batch 00001.12.2015 CalPERS PEPRA 6.967%	PR Batch 00001.12.201	298.97
		PR Batch 00007.12.2015 CalPERS 1% ER Paid	PR Batch 00007.12.201	-5.85
		PR Batch 00007.12.2015 CalPERS 7% Deduction	PR Batch 00007.12.201	-41.04
		PR Batch 00007.12.2015 CalPERS Employer Paid 13.243%	PR Batch 00007.12.201	-77.61
Total for this ACH Check for Vendor 10085:				474.85
ACH	10087	EDD	01/14/2016	
		PR Batch 00001.12.2015 State Income Tax	PR Batch 00001.12.201	247.56
		PR Batch 00007.12.2015 CA SDI	PR Batch 00007.12.201	2.64
		PR Batch 00006.12.2015 CA SDI	PR Batch 00006.12.201	1.19
		PR Batch 00001.12.2015 CA SDI	PR Batch 00001.12.201	44.66
Total for this ACH Check for Vendor 10087:				296.05
ACH	10094	U.S. Treasury	01/14/2016	
		PR Batch 00001.12.2015 FICA Employer Portion	PR Batch 00001.12.201	307.73
		PR Batch 00001.12.2015 Medicare Employee Portion	PR Batch 00001.12.201	71.97
		PR Batch 00001.12.2015 Medicare Employer Portion	PR Batch 00001.12.201	71.97
		PR Batch 00007.12.2015 FICA Employee Portion	PR Batch 00007.12.201	18.18
		PR Batch 00007.12.2015 FICA Employer Portion	PR Batch 00007.12.201	18.18
		PR Batch 00007.12.2015 Medicare Employee Portion	PR Batch 00007.12.201	4.26
		PR Batch 00007.12.2015 Medicare Employer Portion	PR Batch 00007.12.201	4.26
		PR Batch 00006.12.2015 FICA Employee Portion	PR Batch 00006.12.201	8.25
		PR Batch 00006.12.2015 FICA Employer Portion	PR Batch 00006.12.201	8.25
		PR Batch 00006.12.2015 Medicare Employee Portion	PR Batch 00006.12.201	1.93
		PR Batch 00006.12.2015 Medicare Employer Portion	PR Batch 00006.12.201	1.93
		PR Batch 00001.12.2015 Federal Income Tax	PR Batch 00001.12.201	758.19
		PR Batch 00001.12.2015 FICA Employee Portion	PR Batch 00001.12.201	307.73
Total for this ACH Check for Vendor 10094:				1,582.83
ACH	10203	Voya Financial	01/14/2016	
		PR Batch 00006.12.2015 Deferred Comp	PR Batch 00006.12.201	100.00
Total for this ACH Check for Vendor 10203:				100.00
ACH	10264	CalPERS Supplemental Income Plans	01/14/2016	
		PR Batch 00001.12.2015 CalPERS 457	PR Batch 00001.12.201	0.20
Total for this ACH Check for Vendor 10264:				0.20
4606	10052	Home Depot Credit Services	01/14/2016	
	1050344	(2) 50CT Boxes of 42 Gallon Bags Cleanup - NCR II		53.29
	1050344	(6) 200CT Rags in a Box - Yard Stock		70.67
	1050344	(14) 40CT Boxes Disposable Gloves - Yard Stock		71.39
	1050344	(6) 50CT Boxes of 42 Gallon Bags Cleanup - 12th/Palm		159.87
	1111549	Rental of Hedge Trimmers - Maintenance Well #22 & 12th/Palm		50.00
	1121530	Hedge Trimmer Repairs		37.90
	3120428	Labor to Repair Vibratory Plate		18.95
	9121560	Rental of Hedge Trimmers - Maintenance Well #22 & 12th/Palm		25.52
Total for Check Number 4606:				487.59
4607	10000	A C Propane Co	01/14/2016	
	17611	Annual Tank Rental Apr 2015 - Mar 2016 - 12303 Oak Glen		52.92
	17611	Annual Tank Rental Apr 2015 - Mar 2016 - 9781 Avenida Miravilla		52.92
	208998	Propane Feb-May 2015 - 9781 Avenida Miravilla		505.49
	208999	Propane Feb-May 2015 - 13697 Oak Glen		374.53
	209000	Propane Feb-May 2015 - 13695 Oak Glen		386.99
	210316	Propane Jun-Nov 2015 - 9781 Avenida Miravilla		474.10
	210552	Propane Jun-Dec 2015 - 13697 Oak Glen		547.05
	210553	Propane Jun-Dec 2015 - 13695 Oak Glen		499.51
Total for Check Number 4607:				2,893.51

4608	10138	ARCO Business Solutions	01/14/2016	
	HW201 Jan 2016	ARCO Fuel Charges 12/12/15-01/12/2016		4,239.11
Total for Check Number 4608:				4,239.11
4609	10272	Babcock Laboratories Inc	01/14/2016	
	BL50323-0034	(14) Coliforms B1-B6, B10, H1, I1, I2, M1, N1 Well #4A, #6 Raw		560.00
	BL51169-0034	Title 22 - District Wells 4A, 6, 10-12, 14, 16, 19, 20, 21, 23,		4,855.00
	BL51170-0034	Title 22 - District Wells 22, 24, 29		1,165.00
	BL51343-0034	(12) Coliforms B7-B12, H2, I1, I3, M2, M3, N2		480.00
	BL51344-0034	(2) Coliforms Well #12 Raw & Well #19 Raw		80.00
	BL52080-0034	(8) Coliforms B1, B2, B3, B5, B6, B10, I1, I2		320.00
	BL52081-0034	(2) Coliforms Well #16 Raw & Well #21 Raw		80.00
	BL52265-0034	(4) Coliforms B4, H1, M1, N3		160.00
	BL52470-0034	(12) Coliforms B7-B12, H1, H2, I1, I3, M3, N4		480.00
	BL52714-0034	(12) Coliforms B1, B2, B4, B6, B9, H1, I1, I2, M2, M3, N2, N3		480.00
Total for Check Number 4609:				8,660.00
4610	10271	Beaumont Ace Home Center	01/14/2016	
	415602	(1) 1 1/4" x 30' Tape Measure - Unit 5		30.77
	415602	(1) 2 1/2" Paint Scraper w/Knob - Unit 5		8.63
	415602	(1) Sledge Hammer 16" Steel - Unit 5		24.83
	415602	(1) Utility Knife - Unit 5		16.19
	415602	(1) 2" Paint Scraper - Unit 5		16.73
	415602	(1) 2PK 2 1/2" Blade - Unit 5		5.17
	415602	(1) 2" Scraper Blade - Unit 5		8.41
	415702	(1) Brass Adapter - Replace Fitting on Well #4A		3.01
	415974	(1) Water Test Gauge - Unit 8		10.03
	415975	(1) Hose Washer - Unit 8		1.93
	416043	(16) 32W 48" Fluorescent Tubes - Main Office		86.23
	416075	(8) 2PK 32W 4' Fluorescent Tubes - Main Office		89.51
	416075	(2) F32T8 Electric Ballast - Main Office		39.98
	416188	(8) Washers and Bolts - CAT Dozer		8.69
	416237	Concrete to Repair Guard Posts - Hydrant on 6th Street		42.01
	416265	7-PC Nut Driver Set - Tools for Unit 3		75.59
	416284	(3) 2" x 1" Galvanized Bushings for Meter Repair		22.65
	416374	Concrete for Main Repair @ 7th/Palm		129.49
	416524	Pneumatic Oil for Jack Hammer		9.17
	416792	Assemble & Install Pressure Gauge - Well 21		39.53
	416843	Assemble & Install Pressure Gauge - Vineland Tank		15.17
	416870	(3) Aerosol Cans of Pruning Seal for Trees - 12th/Palm		22.65
	416883	Concrete to Replace Guard Posts - Hydrant on 6th Street		103.59
	416894	(1) 5 Gallon Cooler W/Dispenser - Unit 5		63.49
	416894	(2) EZ Ups - Heat Protection Field Staff		219.98
Total for Check Number 4610:				1,093.43
4611	10060	Beaumont Lawn Mower	01/14/2016	
	20151601	Trimmer Line for Weedeaters		72.31
Total for Check Number 4611:				72.31
4612	10519	CalFire	01/14/2016	
	3PJ5H 033	Oak Glen Camp Labor - 7 Days Pond Clean Up 11/19-12/30/2015		6,397.44
Total for Check Number 4612:				6,397.44
4613	10016	City of Beaumont	01/14/2016	
	261701 Nov-Dec	Monthly Sewer Charges 11/01/2015-01/01/2016		71.08
Total for Check Number 4613:				71.08
4614	10244	Fiserv Inc	01/14/2016	
	030067001	FISERV NSF UB Acct# 030067-001		621.62
Total for Check Number 4614:				621.62
4615	10303	Grainger Inc	01/14/2016	
	9928642249	Asphalt Torch		88.17
Total for Check Number 4615:				88.17

4616	10052	Home Depot Credit Services	01/14/2016	
	0010303	(2) Echo Replacement Heads for Weedeaters		61.50
	0121550	Hedge Trimmer Repair		18.95
	4053513	(1) Umbrella Used to Assist for Collecting Water Samples		5.10
	4053513	(4) Cans Spray Paint for Street Marking		10.99
	4053513	(5) Paint Coveralls for Street Marking		47.05
	4053513	(1) Anchor - 12th/Palm		7.44
	54550	Correct Payment Type 6' Table for Meetings		-86.36
	8584323	(4) First Aid Kits - District Wide Locations		86.27
	9011463	(8) 50CT Boxes of 42 Gallon Bags - Yard Stock		213.16
	9011463	(6) 200CT Rags in a Box - Yard Stock		70.68
	9011463	(2) 18Pk Toilet Paper - Yard Stock		26.61
	9100483	(1) Auto Load Folding Utility Knife - Yard Stock		15.26
	9100483	(2) 3/8" Zinc-Plated Hitch Pin Clips - Yard Stock		1.53
	9100483	(2) 1/4" x 2" Zinc-Plated Universal Clevis Pins - Yard Stock		3.23
	9100483	(4) 8 Pack D Batteries - Yard Stock		49.17
	9100483	(3) 8 Pack Paper Towels - Yard Stock		55.31
Total for Check Number 4616:				585.89
4617	10350	NAPA Auto Parts	01/14/2016	
	939416	Oil for Trucks - Yard Stock		14.03
Total for Check Number 4617:				14.03
4618	10223	Richards, Watson & Gershon	01/14/2016	
	204701	Legal Service Case 12788-0001 Approved 01/07/2016		1,331.80
Total for Check Number 4618:				1,331.80
4619	10095	Riverside County Dept of Waste Resources	01/14/2016	
	201512000339	Tree Trimmings/Weeds - Upper Canyon		24.00
	201512000339	Tree Trimmings/Weeds - NCR Phase I		115.94
	201512000339	Tree Trimmings/Weeds - NCR Phase I		46.01
	201512000339	Tree Trimmings/Weeds/Misc Waste		26.26
	201512000339	Tree Trimmings/Weeds/Misc Waste		39.35
	201512000339	Tree Trimmings/Weeds/Misc Waste - 12th/Palm		120.82
	201512000339	Tree Trimmings/Weeds - Well 24		31.00
	201512000339	Bamboo/Ivy Trimmings/Waste - Cherry Yard		28.81
	201512000339	Ivy Trimmings/Waste - Well 22		26.99
	201512000339	Trimmings - Michigan Yard & 12th/Palm		70.39
	201512000339	Hedges Trimmings/Waste - 12th/Palm		70.75
	201512000339	Tree Trimmings/Weeds - Vineland Tank		65.99
	201512000339	Tree Trimmings/Weeds - Vineland/Hannon Tank		213.76
	201512000339	Tree Trimmings/Weeds - NCR Phase I		9.00
	201512000339	Tree Trimmings/Weeds - Vineland Tank		12.00
Total for Check Number 4619:				901.07
4620	10290	San Gorgonio Pass Water Agency	01/14/2016	
	16-00103	324 AF @ \$317.00 for Dec 2015		102,708.00
Total for Check Number 4620:				102,708.00
4621	10031	Staples Advantage	01/14/2016	
	3288889318	(5) Cases of Copy Paper - Office Stock		213.24
	3288889318	(5) 10Pk File Folder Jackets - Office Stock		75.55
	3288889318	(1) Case of 80 Rolls Toilet Paper - Office Stock		42.11
	3288889318	(1) Case of 15 Rolls Paper Towels - Office Stock		16.73
	3288889318	(1) Box of 200 Bags 13 Gallon - Office Stock		39.95
	3288889318	(1) 16 Month Calendar 2016 - Office Staff		15.11
	3288889318	(8) 2016 3-Month View Calendars - Office Staff		175.30
	3288889319	(6) Check Storage Boxes - Office Stock		13.47
	3288889319	(1) Case 1,000 Forks - Office Stock		12.20
	3288889319	(1) Case 1,000 Spoons - Office Stock		16.43



	3288889319	(1) 3PK Lysol Wipes - Office Stock		11.07
	3288889319	(1) Box of 100 File Jackets - Office Stock		33.24
	3288889319	(2) Packs of 10 Thermal Rolls - Office Stock		77.00
	3288889319	(2) Boxes of 50 Hanging File Folders - Office Stock		31.92
	3288889319	(4) Boxes of 12 Legal Storage Boxes - Office Stock		334.36
	3288889319	(2) Boxes of 10 File Storage Boxes - Office Stock		33.80
	3288889319	(2) 50Pk of 2" File Expansion Folders - Office Stock		52.58
	3288889319	(5) Cases of Copy Paper - 12th/Palm Office		185.46
	3288889319	(3) Boxes of 100 3-Tab Manila Filing Folders - Office Stock		21.96
	3288889320	(1) 50PK Box Letter 3 1/2" File Pockets - Office Stock		42.91
Total for Check Number 4621:				1,444.39
4622	10096	Talley Metal Fabrication	01/14/2016	
	28757	11.10.15 Service Call for Gate Repair		85.00
Total for Check Number 4622:				85.00
4623	10035	USA Blue Book	01/14/2016	
	832064	(2) Magnetomatic Pipe Locators		99.00
Total for Check Number 4623:				99.00
4624	10116	Verizon Wireless Services LLC	01/14/2016	
	9757992369	Cell Phone Charges for Dec 2015		96.20
Total for Check Number 4624:				96.20
4625	UB*01679	Adebola Cooper	01/14/2016	
		Refund Check		29.68
		Refund Check		43.59
		Refund Check		20.89
		Refund Check		14.98
Total for Check Number 4625:				109.14
4626	UB*01678	Romeo Douangmala	01/14/2016	
		Refund Check		12.35
		Refund Check		19.22
		Refund Check		9.21
		Refund Check		6.60
Total for Check Number 4626:				47.38
4627	UB*01677	Joseph Field	01/14/2016	
		Refund Check		114.07
		Refund Check		19.41
		Refund Check		13.93
		Refund Check		40.52
Total for Check Number 4627:				187.93
4628	UB*01672	Keith Maddox	01/14/2016	
		Refund Check		14.41
		Refund Check		22.30
		Refund Check		41.93
		Refund Check		20.10
Total for Check Number 4628:				98.74
4629	UB*01674	Kristen Obeso Theus	01/14/2016	
		Refund Check		18.39
		Refund Check		25.64
		Refund Check		83.69
		Refund Check		53.51
Total for Check Number 4629:				181.23
4630	UB*01671	Johnny Phan	01/14/2016	
		Refund Check		149.10
Total for Check Number 4630:				149.10

4631	UB*01680	Kathryn Sloan	01/14/2016	
		Refund Check		88.33
		Refund Check		61.05
Total for Check Number 4631:				149.38
4632	UB*01676	TI Properties	01/14/2016	
		Refund Check		63.74
		Refund Check		35.96
		Refund Check		17.23
		Refund Check		12.36
Total for Check Number 4632:				129.29
4633	UB*01681	Jaylynn Travis	01/14/2016	
		Refund Check		4.07
		Refund Check		12.10
		Refund Check		5.66
		Refund Check		4.06
Total for Check Number 4633:				25.89
4634	UB*01675	Erin Verdin	01/14/2016	
		Refund Check		37.27
		Refund Check		23.82
		Refund Check		11.42
		Refund Check		8.19
Total for Check Number 4634:				80.70
4635	UB*01673	Dawn S.H. Wilson	01/14/2016	
		Refund Check		6.25
Total for Check Number 4635:				6.25
Total for 1/14/2016:				176,583.45
ACH	10505	State Board of Equalization	01/20/2016	
	2015 Tax	Sales/Use Tax Due 2015		492.98
	2015 Tax	Sales/Use Tax - Dexon Computers Inv #77757		868.40
	2015 Tax	Sales/Use Tax - Rackmount Solutions Inv # 200000793		58.14
	2015 Tax	Sales/Use Tax - Rounding Variance		0.48
Total for this ACH Check for Vendor 10505:				1,420.00
Total for 1/20/2016:				1,420.00
4636	UB*01682	Jayme Brown	01/21/2016	
		Refund Check		185.93
Total for Check Number 4636:				185.93
4637	AR-Farm 011916	Farmer Boys Restaurant	01/21/2016	
		AR Refund for Inspection Deposit - Farmer Boys		298.21
Total for Check Number 4637:				298.21
4638	UB*01684	Silvia Portillo Munoz	01/21/2016	
		Refund Check		250.00
Total for Check Number 4638:				250.00
4639	10522 009198-003	Ming Shao	01/21/2016	
		Refund UB Acct#009198-003 Damage Deposit Balance		16.26
Total for Check Number 4639:				16.26
4640	UB*01685	Andrew Vande Poppe	01/21/2016	
		Refund Check		250.00
Total for Check Number 4640:				250.00

4641	UB*01683	Thomas Yu Refund Check	01/21/2016	504.72
Total for Check Number 4641:				504.72
4642	10074 7001143351	American Water Works Association AWWA Membership E Fraser 04/2016-03/2017	01/21/2016	255.00
Total for Check Number 4642:				255.00
4643	10272 BL52175-0034 BL52176-0034 BL52262-0034 BL52467-0034	Babcock Laboratories Inc (2) Nitrate Samples - Cherry and Vineland Reservoir (2) Nitrate Samples - Well 16 and Well 21 (1) Coliform - Well #14 Raw (1) Coliform - Well #23	01/21/2016	30.00 30.00 45.00 40.00
Total for Check Number 4643:				145.00
4644	10014 10893 10893 10935 10935 10935 10935 10947 10947 10947 10947 10947 10947	Cherry Valley Automotive Labor - Replace Front Shocks - Unit 13 (2) Front Shocks - Unit 13 Labor - Oil Change - Unit 13 Labor - Change Brakes - Unit 13 Front Brake Pads - Unit 13 Oil Change Odometer 126,887 - Unit 13 Labor - Oil Change - Unit 3 Oil Change Odometer 27,744 - Unit 3 Front Brake Pads - Unit 3 Labor - Change Brakes - Unit 3 Labor - Replace Battery - Unit 3 Replace Battery - Unit 3	01/21/2016	90.00 102.32 20.00 130.00 64.05 17.27 20.00 21.05 87.84 130.00 25.00 128.74
Total for Check Number 4644:				836.27
4645	10465 407343 407343	Image Source Xerox Contract 3610 12/01-12/31/2015 Usage Charges Xerox/3610 Contract 01/01-01/31/2016	01/21/2016	235.82 54.00
Total for Check Number 4645:				289.82
4646	10474 1100456683 1100456685	Insight Public Sector, Inc Annual Software Renewal - Backup Support - 01/11/16-01/11/2017 Annual Software Renewal - Virtualization - 02/25/16-02/24/2017	01/21/2016	1,049.13 1,151.76
Total for Check Number 4646:				2,200.89
4647	10224 0101129 Jan16	Legal Shield Employee Prepaid Legal Services - Jan 2016	01/21/2016	200.25
Total for Check Number 4647:				200.25
4648	10278 KM05754034 Jan KM05754034 Jan	Metlife - Group Benefits Employee MetLife Dental Insurance Jan 2016 T Williams Retro MetLife Dental Insurance Sep-Dec 2015	01/21/2016	505.55 90.24
Total for Check Number 4648:				595.79
4649	10056 W32604 W32604 W32604 W32604 W32604 W32604	RDO Equipment Co. Trust# 80-5800 (6) Replaced Air, Fuel, Hyd, In-Line, Oil Filters - JD Tractor Replaced Hydraulic Oil - JD Tractor Labor - JD Tractor (8) Quarts Plus 50 Oil - JD Tractor Labor/Travel - JD Tractor Hazardous Material Disposal - JD Tractor	01/21/2016	230.80 182.23 562.50 41.33 364.25 25.00
Total for Check Number 4649:				1,406.11
4650	10031 3289472663	Staples Advantage Task Chair - Office Staff	01/21/2016	76.73
Total for Check Number 4650:				76.73

4651	10341 SW-0107077	State Water Resources Control Board Annual Permit Fee - NCR II	01/21/2016	1,791.00
Total for Check Number 4651:				1,791.00
4652	10036 Z0152081A	USA Mobility Wireless Inc Standby SCADA Pager Jan 2016	01/21/2016	70.32
Total for Check Number 4652:				70.32
4653	10293 20537	Western Dental Services Inc Employee Western Dental Insurance - Jan 2016	01/21/2016	192.19
Total for Check Number 4653:				192.19
Total for 1/21/2016:				9,564.49
Report Total (127 checks):				526,241.03

AP Checks by Date - Detail by Check Date (1/27/2016 1:53 PM)

Page 16



**Beaumont-Cherry Valley Water District  
Regular Board Meeting  
February 10<sup>th</sup>, 2016**

**DATE:** February 4<sup>th</sup>, 2016  
**TO:** Board of Directors  
**FROM:** Eric Fraser, General Manager  
**SUBJECT:** Approval of Pending Invoices

---

**Recommendation**

Staff recommends that the Board of Directors approve the pending invoices totaling \$4,606.01.

**Background**

Staff has reviewed the pending invoices and found the services rendered were acceptable to the District.

**Fiscal Impact**

There is a \$4,606.01 impact to the District which will be paid from the 2015 budget.

**Attachments:**

- Richards Watson Gershon Invoice #205186
- Richards Watson Gershon Invoice #205187



RICHARDS | WATSON | GERSHON

ATTORNEYS AT LAW – A PROFESSIONAL CORPORATION

355 South Grand Avenue, 40th Floor, Los Angeles, California 90071-3101  
Telephone 213.626.8484 Facsimile 213.626.0078  
Fed. I.D. No. 95-3292015

CONFIDENTIAL  
THIS MATERIAL IS SUBJECT TO THE  
ATTORNEY-CLIENT AND/OR THE ATTORNEY  
WORK PRODUCT PRIVILEGES. DO NOT  
DISCLOSE THE CONTENTS HEREOF. DO NOT  
FILE WITH PUBLICLY ACCESSIBLE RECORDS.

ERIC FRASER  
Beaumont- Cherry Valley Water District  
560 Magnolia Avenue  
Beaumont, Ca 92223-2258

January 21, 2016  
Invoice # 205186

Re: 12788-0001 [REDACTED]

---

Current Legal Fees .....	\$3,647.50
Current Client Costs Advanced .....	\$0.00
<b>TOTAL CURRENT FEES AND COSTS .....</b>	<b><u>\$3,647.50</u></b>

TERMS: PAYMENT DUE UPON RECEIPT

PLEASE RETURN THIS PAGE WITH YOUR REMITTANCE

LOS ANGELES

| ORANGE COUNTY

| SAN FRANCISCO

| TEMECULA





RICHARDS | WATSON | GERSHON

ATTORNEYS AT LAW – A PROFESSIONAL CORPORATION

355 South Grand Avenue, 40th Floor, Los Angeles, California 90071-3101  
Telephone 213.626.8484 Facsimile 213.626.0078  
Fed. I.D. No. 95-3292015

CONFIDENTIAL  
THIS MATERIAL IS SUBJECT TO THE  
ATTORNEY-CLIENT AND/OR THE ATTORNEY  
WORK PRODUCT PRIVILEGES. DO NOT  
DISCLOSE THE CONTENTS HEREOF. DO NOT  
FILE WITH PUBLICLY ACCESSIBLE RECORDS.

ERIC FRASER  
Beaumont- Cherry Valley Water District  
560 Magnolia Avenue  
Beaumont, Ca 92223-2258

January 21, 2016  
Invoice # 205187

Re: 12788-0005 [REDACTED]

---

Current Legal Fees .....	\$870.00
Current Client Costs Advanced .....	<u>\$88.51</u>
TOTAL CURRENT FEES AND COSTS .....	<u>\$958.51</u>

TERMS: PAYMENT DUE UPON RECEIPT

PLEASE RETURN THIS PAGE WITH YOUR REMITTANCE

LOS ANGELES

ORANGE COUNTY

SAN FRANCISCO

TEMECULA



**BEAUMONT-CHERRY VALLEY WATER DISTRICT  
AGENDA  
MINUTES OF REGULAR MEETING OF THE BOARD OF DIRECTORS  
560 Magnolia Avenue, Beaumont, CA 92223  
Wednesday, January 13<sup>th</sup>, 2016  
Regular Session 7:00 p.m.**

---

**Call to Order, Vice President Cottrell**

*President Cottrell began the meeting at 7:00 p.m.*

**Pledge of Allegiance, Director Douglass**

*Director Douglass led the pledge.*

**Invocation, Director Cottrell**

*Director Cottrell led the invocation.*

**Roll Call**

*Present at the meeting were President Cottrell, Directors Covington, Hoffman, and Douglass, Director Slawson was absent. Legal Counsel: James Markman. District Staff: General Manager: Eric Fraser, Director of Engineering: Dan Jagers, Director of Operations: Anthony Lara and Director of Finance and Administrative Services: Yolanda Rodriguez.*

*Public who registered their attendance were John Jeter, Fran Flanders, Lloyd White, Matt Kearney, David Fenn, and Gerry Cody Sr.*

**Public Comment**

*Bradley Murrill, captain of the Beaumont High School Mountain Bike Team, requested access to use Edgar Canyon Road for team training. The event would start in Avenida San Timoteo and end in Oak Glen Road.*

**ACTION ITEMS**

**1. Adjustments to the Agenda**

*There were no changes to the Agenda.*

- 2. Consent Calendar:** All matters listed under the Consent Calendar are considered by the Board of Directors to be routine and will be enacted in one motion. There will be no discussion of these items prior to the time the Board considers the motion unless members of the Board, the administrative staff, or the public request specific items to be discussed and/or removed from the Consent Calendar.

- a. November 2015 Budget Variance Report Review\*\* (pages 3-7)
- b. November 30<sup>th</sup>, 2015 Cash/Investment Balance Report\*\* (page 8)
- c. December 2015 Check Register Review\*\* (pages 9-20)

- d. December 2015 Invoices Pending Approval\*\* (pages 21-22)
- e. Minutes of the Regular Meeting December 9<sup>th</sup>, 2015\*\* (pages 23-26)

*President Cottrell motioned to approve all items on the Consent Calendar. The motion was seconded by Director Hoffman and passed 4-0, with Director Slawson absent.*

### **3. Consideration of Resolution 2016-01 and Associated Adoption of The 2015 Potable Water System Master Plan Update\*\* (pages 27-30)**

*Director of Engineering Dan Jagers gave a presentation on the Beaumont-Cherry Valley Water District 2015 Potable Water System Master Plan Update. He shared that the Master Plan's objectives are to project future service area growth and demands, identify the facilities needed to meet the projected increases in demand from now to build-out, which includes analysis of imported water requirements, local water resources such as storm water capture, Wellhead treatment for Chromium +6 and nitrates as needed, as well as tanks, wells, booster pumps, pressure regulators, pipeline, etc.*

*After discussion, Director Covington motioned to approve the adoption of the 2015 Potable Water System Master Plan Update and adoption of Resolution 2016-01. The motion was seconded by Director Hoffman and passed 4-0, with Director Slawson absent.*

### **4. Reports For Discussion**

#### **a. Ad Hoc Committees**

*Director Covington shared that he attended a meeting at the City of Beaumont on January 7<sup>th</sup>, 2016. The purpose of the meeting was to inform the public that the County of Riverside was hiring a consultant to conduct an evaluation of Bogart Park.*

#### **b. General Manager**

*General Manager Fraser shared that Department of Water Resources approved funding for the Grand Avenue Storm Water Capture Project. The District is working with the Riverside County Flood Control and Water Conservation District, and will be meeting with the staff engineers assigned to the project.*

*General Manager Fraser shared that with the recent rainfall, about 1.8 inches in a 24 hour period, all BCVWD facilities handled the rain well in capturing the flows. He stated that there was no damage to any District facilities. He also shared that he is working with Director of Operations Lara in doing extensive monitoring of the well levels in the canyon, and will be reporting at a future meeting the District's water recharge efforts.*

*General Manager also shared that he met with Yucaipa Valley Water District's General Manager Joe Zoba, who informed him that the funding from the State for the inner tie between BCVWD's and YVWD's facilities is moving forward and expects to have construction completed this year. General Manager Fraser shared that the opportunity in getting recycled water to our system is encouraging. He stated he will be bringing updates to the Board as things move forward.*

c. Directors Reports

*No reports were made.*

d. Legal Counsel Report

*No reports were made.*

**5. Announcements**

- District Offices will be closed on January 18<sup>th</sup>, 2016 in observance of Martin Luther King Day.
- Beaumont Basin Watermaster meeting, February 3<sup>rd</sup>, 2016 at 10:00 a.m.
- Finance & Audit Committee meeting, February 4<sup>th</sup>, 2016 at 3:00 p.m.
- Regular Board meeting, February 10<sup>th</sup>, 2016 at 7:00 p.m.
- District Offices will be closed on February 15<sup>th</sup>, 2016 in observance of President's Day.

*President Cottrell made the announcements above.*

**6. Action List for Future Meetings**

- Solar System Update
- Grand Avenue Storm Water Capture Project
- Proposition 1 Bond Opportunities
- Sustainable Groundwater Management Act: BCVWD impact

*President Cottrell made the announcements above.*

**7. Adjournment**

*President Cottrell adjourned the meeting at 8:19 p.m.*

Attest:

\_\_\_\_\_  
Director Jeffrey Cottrell, President  
to the Board of Directors of the  
Beaumont-Cherry Valley Water District

\_\_\_\_\_  
Director Daniel Slawson, Secretary to  
the Board of Directors of the  
Beaumont-Cherry Valley Water District

\*\* Information included in the agenda packet



**Beaumont-Cherry Valley Water District  
Regular Board Meeting  
February 10, 2016**

**DATE:** February 4<sup>th</sup>, 2016

**TO:** Board of Directors

**FROM:** Eric Fraser, General Manager

**SUBJECT:** Consideration of Request for Update of Will Serve Letter for Previously Approved Development – Tract 27971 (Parcel Map 34880)

---

**Recommendation:**

Consider request for update of “Will Serve Letter” for Tract 27971 as shown on Parcel Map 34880.

**Background:**

Refer to the Applicant’s (Newport Pacific Land Company) attached request for updated “Will Serve Letter” for the Heartland Residential development. This proposed development is located west of the 10 freeway (and west of Potrero Boulevard), south of Oak Valley Parkway, and north of Interstate 60 freeway.

This property consists of approximately 413.21 acres as shown on the attached Parcel Map 34880 and the proposed project includes 981 residential lots. The Applicant is currently in escrow with LV Holdings LLC (the property owner) and the owner’s property manager for this particular property is Lehman Brother Holdings Inc.

A brief outline of the District’s will serve, annexation, and project history for this project is as follows (listed “Will Serve Letters” are attached for reference);

1. The District originally approved service and annexation for this project at the November 3, 1988 Board of Director’s meeting and provided a “Will Serve and Annexation Letter” for the project on November 11, 1988. This letter required that State Water Project supplemental water be available prior to service.
2. The District subsequently issued a condition of service letter on March 21, 1989 containing five conditions which would be required by the District to gain water service for this project. Based upon review of District records these condition and associated lack of facilities near this project appeared to have delayed project commencement and project annexation to the District service area was not completed at that time.
3. The District again approved annexation and service to the project at the December 10, 2002 Board of Director’s meeting and provided a new “Will Serve and Annexation Letter” for the project on January 2, 2003.
4. The District prepared a Plan of Service for the project and said project was annexed into the District’s Service Area under LAFCO 2004-48-5 per LAFCO Resolution C-13-06.
5. The District was subsequently paid certain project engineering planning, plan check, and front footage fees by the then current project Developer (Suncal Companies) and project planning and plan check services were performed by the District for the project between 2006 and 2007.



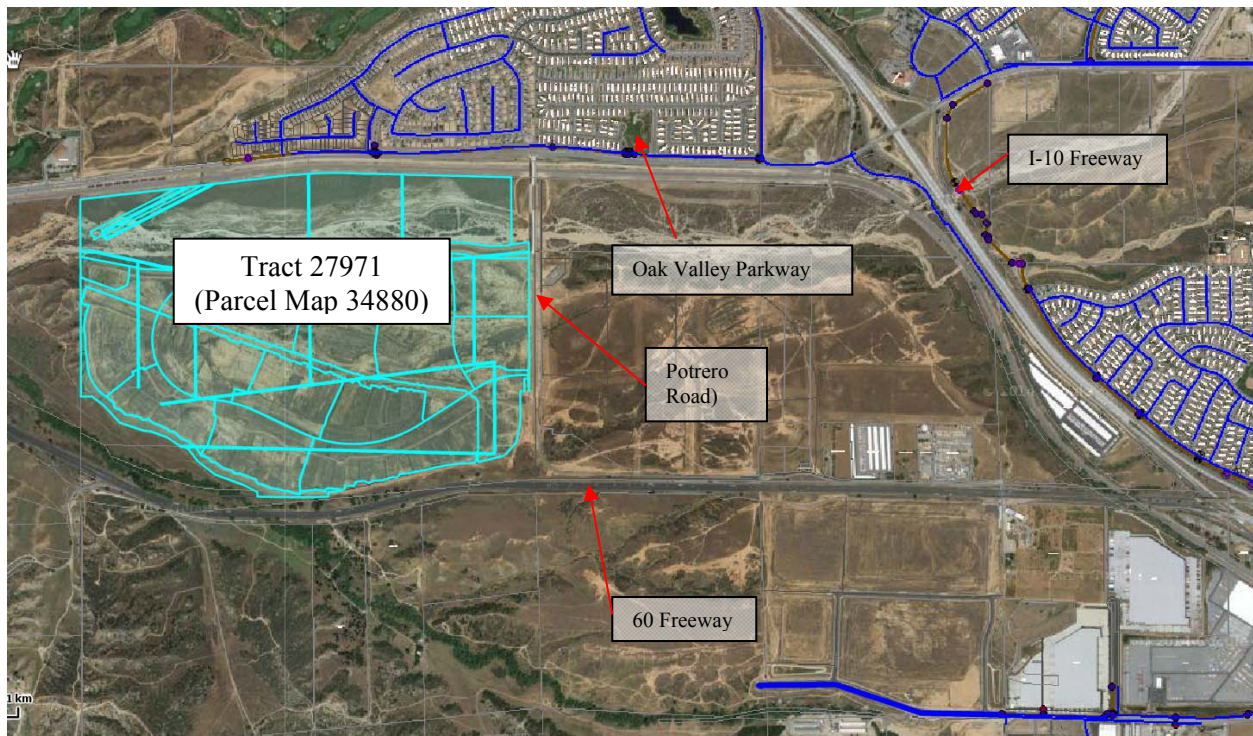
6. Project construction activities commenced in 2006 and the site was partially graded prior to the economic downturn in about 2007, when construction activities related to this project ceased.

The Applicant has requested an updated “Will Serve Letter” from the District to confirm water supply to this project prior to closing escrow on said property. The Applicant has identified to District Staff that their review of the records associated with Tract 27291 shows that this project should be exempt from the District’s Resolution 2015-04 for the reasons listed hereafter.

1. The project was issued a “Will Serve and Annexation Letter” (multiple times).
2. The project area was annexed into the District Service Area.
3. The project developer paid Fees to the District and also paid fees for facilities construction through a CFD disbursement (attached for reference) to the District related to CFD Improvement Area 5 (Tract 27291).

Figure 1 below identifies the location of Tract 27291 (PM 34880)

**Figure 1**  
**Tract 27297 (PM 34880) Location.**



The total estimated project water demand for approximately 981 Equivalent Dwelling Units (EDUs) is 568,890 gallons per day (1.746 acre feet per day) or 637.28 acre feet per year.

Tract 27291 (PM 34880) is within the District’s Service Area Boundary and as stated previously was included in an annexation of a larger set of land parcels which were annexed into the District’s Service Area Boundary under LAFCO Annexation 2004-48-5 in 2006.





Based upon the fact that the original project identified as Tract 27291 (PM 34880) was previously provided with multiple "Will Serve Letters" from the District, the project site was annexed into the District's Service Area Boundary, and fees were paid by the project, as well as CFD disbursements were made to the District for Facilities construction through CFD Area 5, District Staff identifies that the parcels associated with the project in question appears to qualify for exemption from prohibition of issuance of a updated "Will Serve Letter" under Resolution 2014-05 Item 2. (b) (attached for reference).

### **Conditions:**

Prior to final project development the following conditions must be met:

1. The Applicant shall enter into a water facilities extension agreement and pay all fees associated with the domestic and non-potable water services for the proposed development. The Applicant shall also pay all fees related to new fire service facilities including any facilities improvements that may be necessary to meet the current City of Beaumont fire protection conditions and/or fire flow requirements.
2. The Applicant shall pay front footage fees along all property frontages where facilities are currently installed, for which fees have not previously been paid as part of the original development proceedings.
3. The Applicant shall connect to the non-potable water system for irrigation supply. To minimize the use of potable water, the District requires the applicant conform to the City of Beaumont Landscaping Ordinances and Zoning Requirements and/or County of Riverside Landscaping Ordinances (as applicable) which pertains to water efficient landscape requirements and the following:
  - a. Landscaped areas which have turf shall have "smart irrigation controllers" which use Evapotranspiration (ET) data to automatically control the watering. Systems shall have an automatic rain sensor to prevent watering during and shortly after rainfall and automatically determine watering schedule based on weather conditions, and not require seasonal monitoring changes. Orchard areas, if any, shall have drip irrigation.
  - b. Landscaping in non-turf areas should be drought tolerant consisting of planting materials. Irrigation systems for these areas should be drip or bubbler type.
4. The Applicant shall prepare plans (as determined by District Staff) in accordance with current District Standards showing all required domestic water system and non-potable water system improvements. Said plans shall be approved by the District prior to construction.
5. The Applicant shall conform to all District requirements and all City of Beaumont requirements.

### **Fiscal Impact:**

There will be no fiscal impact to the District as all the fees and deposits will be paid for by the Applicant.

December 14, 2015

Mr. Dan Jagers, Director of Engineering  
Beaumont Cherry Valley Water District  
560 Magnolia Avenue  
Beaumont, CA 92223

***Delivered via email and regular mail***

RE: BCVWD Updated Will Serve Letter for Heartland Residential

Dear Mr. Jagger,

At this time, our company is requesting that the District provide an update "Will Serve Letter" related to property that we are in escrow to purchase in the City of Beaumont, California.

The properties are identified by the following recorded maps:

Parcel Map No. 34880, recorded on August 12, 2014 being a portion of fraction section 6, township 3 south, range 1 west, San Bernardino Meridian, in the City of Beaumont, County of Riverside, State of California. (Attached for your reference).

In addition to the overall Parcel Map, eleven of the twelve tentative tract maps further subdividing the property into 981 residential lots, Tract Numbers 27971-1 through 27971-12 have also recorded (Tract 2791-5 is approved for recording and is pending recordation by the County Recorder).

From the records made available to us by the Seller, LV Heartland LLC, it appears that the property received a prior will serve letter in January 2003 and the property was annexed into the District's Service Area Boundary under LAFCO Annexation by Resolution C-13-06 evidenced by recordation on August 17, 2006.

In reliance on the prior Will Serve Letter and District Service Area Boundary Annexation, the prior owners of the property, including the current Seller, expended considerable time and funds developing water improvement plans and paid fees to the District for plan check purposes. It is our intention to pick up the improvement plan process as soon as escrow closes and to move the project forward in the next few months. As part of our process however, we need to have an updated Will Serve Letter from the District prior to moving forward with the close of escrow.

Please schedule our request for the District to issue an updated "Will Serve Letter" for the BCVWD Board Agenda in January of 2016.

Should you have any questions or need anything more, please do not hesitate to contact me.

Thank you,  
Newport Pacific Land Company



John Patterson

THIS MAP HAS BEEN RECORDED FOR FINANCING AND CONVEYANCE PURPOSES ONLY.  
NO USE IS PERMITTED WITHOUT ADDITIONAL CITY APPROVALS

NUMBER OF PARCELS: 23  
NUMBER OF LOTS: 29  
TOTAL ACREAGE: 413.21

IN THE CITY OF BEAUMONT, COUNTY OF RIVERSIDE, STATE OF CALIFORNIA

# PARCEL MAP NO. 34880

BEING A PORTION OF FRACTIONAL SECTION 6, TOWNSHIP 3 SOUTH, RANGE 1 WEST, SAN BERNARDINO MERIDIAN,  
IN THE CITY OF BEAUMONT, COUNTY OF RIVERSIDE, STATE OF CALIFORNIA.

FEBRUARY, 2014

STANTEC CONSULTING INC.

2014-0304592

original

SHEET 1 OF 10 SHEETS

## RECORDER'S STATEMENT

FILED THIS 12<sup>TH</sup> DAY OF AUGUST, 2014,  
AT 12:48 P.M. IN BOOK 237 OF PARCEL MAPS, AT  
PAGES 11-16, AT THE REQUEST OF THE  
CITY CLERK OF THE CITY OF BEAUMONT.

NO. 2014-0304592

FEE \$ 28.00

LARRY W. WARD  
ASSESSOR - COUNTY CLERK - RECORDER

BY: Yusuf, DEPUTY  
SUBDIVISION GUARANTEE: FIDELITY NATIONAL TITLE COMPANY

## OWNER'S STATEMENT

WE HEREBY STATE THAT WE ARE THE OWNERS OF THE LAND INCLUDED WITHIN THE SUBDIVISION SHOWN  
HEREON; THAT WE ARE THE ONLY PERSONS WHOSE CONSENT IS NECESSARY TO PASS A CLEAR TITLE TO SAID  
LAND; THAT WE CONSENT TO THE MAKING AND RECORDING OF THIS SUBDIVISION MAP AS SHOWN WITHIN THE  
DISTINCTIVE BORDER LINE.

WE HEREBY DEDICATE TO THE CITY OF BEAUMONT, FOR STREET AND PUBLIC UTILITY PURPOSES, LOT 'A'  
(POTRERO BOULEVARD), LOT 'B' (HOMESTEAD WAY), LOT 'C' (POTRERO BOULEVARD), LOT 'D' (POTRERO  
BOULEVARD), LOT 'E' (POTRERO BOULEVARD), LOT 'F' (POTRERO BOULEVARD), LOT 'G' (HEARTLAND PARKWAY  
SOUTH), LOT 'H' (HEARTLAND PARKWAY SOUTH), LOT 'I' (HOMESTEAD WAY), LOT 'J' (HOMESTEAD WAY), LOT 'K'  
(HOMESTEAD WAY), LOT 'L' (HEARTLAND PARKWAY NORTH), LOT 'M' (HEARTLAND PARKWAY SOUTH), LOT 'N'  
(HEARTLAND PARKWAY SOUTH), LOT 'O' (HEARTLAND PARKWAY SOUTH), LOT 'P' (HEARTLAND PARKWAY SOUTH),  
LOT 'Q' (AMHERST WAY), LOT 'R' (HOPEWELL TRAIL), LOT 'S' (AMHERST WAY), LOT 'T' (HOPEWELL TRAIL), LOT  
'U' (HEARTLAND PARKWAY SOUTH), LOT 'V' (HEARTLAND PARKWAY SOUTH), LOT 'W' (HEARTLAND PARKWAY  
SOUTH), LOT 'X' (HEARTLAND PARKWAY NORTH), LOT 'Y' (HEARTLAND PARKWAY NORTH), LOT 'Z' (HEARTLAND  
PARKWAY NORTH), AND LOT 'AA' (HEARTLAND PARKWAY NORTH).

WE HEREBY DEDICATE TO THE CITY OF BEAUMONT LOTS 'BB' AND 'CC' FOR PUBLIC ROAD AND DRAINAGE  
PURPOSES, INCLUDING PUBLIC UTILITY AND PUBLIC SERVICES PURPOSES TOGETHER WITH INCIDENTAL  
APPURTENANCES, CONNECTION AND STRUCTURES, IN, OVER, UNDER, ALONG, THROUGH AND ACROSS  
THE REAL PROPERTY.

WE HEREBY DEDICATE TO THE CITY OF BEAUMONT PARCELS 15 AND 17 FOR OPEN SPACE PURPOSES, AS  
SHOWN HEREON.

WE HEREBY DEDICATE TO THE CITY OF BEAUMONT PARCELS 18 FOR SLOPE, DRAINAGE AND SEWER PURPOSES.

WE HEREBY DEDICATE TO THE CITY OF BEAUMONT THE SEWER EASEMENT OVER PARCELS 12 AND 14 AS  
SHOWN HEREON.

WE HEREBY RELEASE AND RELINQUISH TO THE CITY OF BEAUMONT ANY AND ALL ABUTTER'S RIGHTS INCLUDING  
ACCESS RIGHTS IN AND TO ROADWAY AND/OR FREEWAY OVER LOT 'CC'.

WE ALSO HEREBY RETAIN PARCELS 14, 19, 20, 21, 22 AND 23 FOR PARK SITE PURPOSES, AS SHOWN  
HEREON, TO OURSELVES, OUR SUCCESSORS, ASSIGNEES AND PARCEL OWNERS WITHIN THIS PARCEL MAP.

WE HEREBY RETAIN PARCEL 16 FOR DETENTION BASIN PURPOSES, AS SHOWN HEREON, TO OURSELVES, OUR  
SUCCESSORS, ASSIGNEES AND PARCEL OWNERS WITHIN THIS PARCEL MAP.

WE ALSO HEREBY DEDICATE TO BEAUMONT-CHERRY VALLEY WATER DISTRICT, THE WATER EASEMENTS OVER  
PARCELS 14 AND 18 AS SHOWN HEREON.

LV HEARTLAND LLC,  
A DELAWARE LIMITED LIABILITY COMPANY

BY: Anthony Barsanti  
ANTHONY BARSANTI, AUTHORIZED SIGNATORY

BY: \_\_\_\_\_

## TRUSTEE'S STATEMENT

FIDELITY NATIONAL TITLE INSURANCE COMPANY, AS TRUSTEE UNDER DEED OF TRUST  
RECORDED JULY 31, 2006 AS INSTRUMENT NO. 2006-557501, OF OFFICIAL RECORDS,  
AN INSTRUMENT ENTITLED "SECOND AMENDED AND RESTATED CONSTRUCTION  
DEED OF TRUST AND FUTURE FILING" RECORDED OCTOBER 04, 2007 AS  
INSTRUMENT NO. 2007-0619882, OF OFFICIAL RECORDS.

FIDELITY NATIONAL TITLE INSURANCE COMPANY

BY: Art Cheyne  
ART CHEYNE  
SENIOR VICE PRESIDENT

## GEOTECHNICAL REPORT NOTE

PRELIMINARY GEOTECHNICAL INVESTIGATION REPORT FOR TENTATIVE TRACT MAP NO. 27971 DATED OCTOBER 6,  
2006 AS PROJECT NO. 700136 WAS PREPARED BY PACIFIC SOILS ENGINEERING, INC. AS REQUIRED BY  
SECTIONS 17853 OF THE CALIFORNIA HEALTH AND SAFETY CODE AND IS REQUIRED BY SECTION 66434.5 OF  
THE CALIFORNIA GOVERNMENT CODE. A COPY OF SAID REPORT IS ON FILE FOR PUBLIC INSPECTION IN THE  
CITY ENGINEERS OFFICE.

NOTARY NOTE SEE SHEET 2

## TAX BOND CERTIFICATE

I HEREBY CERTIFY THAT A BOND IN THE SUM OF \$ 520,300.00, HAS BEEN EXECUTED AND FILED WITH THE  
BOARD OF SUPERVISORS OF THE COUNTY OF RIVERSIDE, CALIFORNIA, CONDITIONED UPON THE PAYMENT OF ALL  
TAXES, STATE, COUNTY, MUNICIPAL, OR LOCAL, AND ALL SPECIAL ASSESSMENTS COLLECTED AS TAXES, WHICH AT THE  
TIME OF THE FILING OF THIS MAP WITH THE COUNTY RECORDER ARE A LIEN AGAINST SAID PROPERTY BUT NOT YET  
PAYABLE AND SAID BOND HAS BEEN DULY APPROVED BY SAID BOARD OF SUPERVISORS.

DATED: July 29, 2014

(CASH) OR SURETY TAX BOND  
DON KENT  
COUNTY TAX COLLECTOR

BY: Valerie May, DEPUTY

## TAX COLLECTOR'S CERTIFICATE

I HEREBY CERTIFY THAT ACCORDING TO THE RECORDS OF THIS OFFICE, AS OF THIS DATE, THERE ARE NO  
LIENS AGAINST THE PROPERTY SHOWN ON THE WITHIN MAP FOR UNPAID STATE, COUNTY, MUNICIPAL, OR LOCAL  
TAXES OR SPECIAL ASSESSMENTS COLLECTED AS TAXES, EXCEPT TAXES OR SPECIAL ASSESSMENTS COLLECTED  
AS TAXES, NOW A LIEN BUT NOT YET PAYABLE, WHICH ARE ESTIMATED TO BE \$ 520,300.00.

DATED: July 29, 2014

DON KENT, COUNTY TAX COLLECTOR

BY: Valerie May, DEPUTY

## SIGNATURE OMISSIONS

PURSUANT TO SECTION 66436 OF THE SUBDIVISION MAP ACT, THE SIGNATURES OF THE FOLLOWING OWNERS  
OF EASEMENTS AND/OR OTHER INTERESTS HAVE BEEN OMITTED:

1. SOUTHERN PACIFIC PIPELINES, A CORPORATION, HOLDER OF AN EASEMENT FOR PIPELINES AS RECORDED  
JUNE 16, 1955 AS INSTRUMENT NO. 39399 OF OFFICIAL RECORDS OF RIVERSIDE COUNTY. THE EXACT  
LOCATION AND EXTENT OF SAID EASEMENT IS NOT DISCLOSED OF RECORD;
2. SOUTHERN PACIFIC PIPELINES, A CORPORATION, HOLDER OF AN EASEMENT FOR PIPELINES AS RECORDED  
MARCH 9, 1959 AS INSTRUMENT NO. 19632 OF OFFICIAL RECORDS OF RIVERSIDE COUNTY.
3. FOUR CORNERS PIPELINE COMPANY, A CORPORATION, HOLDER OF AN EASEMENT FOR PIPELINE, AS  
RECORDED OCTOBER 14, 1957 IN BOOK 2162, PAGE 97 OF OFFICIAL RECORDS OF RIVERSIDE COUNTY.
4. SOUTHERN CALIFORNIA EDISON COMPANY, HOLDER OF AN EASEMENT FOR PUBLIC UTILITIES, RECORDED  
SEPTEMBER 22, 1970 AS INSTRUMENT NO. 93335, OFFICIAL RECORDS OF RIVERSIDE COUNTY.
5. WILLIAMS COMMUNICATIONS INC, HOLDER OF AN EASEMENT FOR VARIOUS UTILITY PURPOSES, RECORDED  
FEBRUARY 28, 2000, AS INSTRUMENT NO. 2000-072007, OFFICIAL RECORDS OF RIVERSIDE COUNTY.

## ABANDONMENT OF PUBLIC STREETS & PUBLIC EASEMENTS

PURSUANT TO SECTIONS 66434 AND 66499.20 1/2 OF THE SUBDIVISION MAP ACT, THE APPROVAL AND  
RECORDATION OF THIS PARCEL MAP CONSTITUTES ABANDONMENT OF THE FOLLOWING:

THOSE IRREVOCABLE OFFER OF DEDICATIONS FOR PUBLIC ROAD, DRAINAGE, PUBLIC UTILITY AND PUBLIC  
SERVICE PURPOSES, AS LOCATED IN SUBJECT PROPERTY, RECORDED JANUARY 21, 1997, AS INSTRUMENT NO.  
019439 AND INSTRUMENT NO. 019440, OFFICIAL RECORDS OF RIVERSIDE COUNTY, NOT SHOWN HEREON.

## BEAUMONT - CHERRY VALLEY WATER DISTRICT ACCEPTANCE STATEMENT

THIS IS TO CERTIFY THAT THE INTEREST IN REAL PROPERTY CONVEYED WITH THE OWNERS STATEMENT HEREON,  
DATED 10 JUNE 2014 FROM LV HEARTLAND LLC TO BEAUMONT - CHERRY VALLEY WATER DISTRICT, A POLITICAL  
CORPORATION OR GOVERNMENTAL AGENCY, IS HEREBY ACCEPTED AND CONSENTS TO ITS RECORDATION.

DATED 10 JUNE, 2014


ERIC FRASER, GENERAL MANAGER

## SURVEYOR'S STATEMENT

THIS MAP WAS PREPARED BY ME OR UNDER MY DIRECTION AND IS BASED ON A FIELD SURVEY IN  
CONFORMANCE WITH THE REQUIREMENTS OF THE SUBDIVISION MAP ACT AND LOCAL ORDINANCE AT THE  
REQUEST OF LV HEARTLAND, LLC ON FEBRUARY, 2014. I HEREBY STATE THAT ALL MONUMENTS ARE OF THE  
CHARACTER AND OCCUPY THE POSITIONS INDICATED, OR WILL BE IN ACCORDANCE WITH THE TERMS OF THE  
MONUMENT AGREEMENT FOR THE MAP, AND THAT SAID MONUMENTS WILL BE SUFFICIENT TO ENABLE THE  
SURVEY TO BE RETRACED. I HEREBY STATE THAT THIS PARCEL MAP SUBSTANTIALLY CONFORMS TO THE  
APPROVED OR CONDITIONALLY APPROVED TENTATIVE MAP, IF ANY.

DATED: May 22, 2014

RAY E. MANSUR, P.L.S. 7185




## CITY ENGINEER'S STATEMENT

I HEREBY STATE THAT I HAVE EXAMINED THE WITHIN MAP, THAT THE SUBDIVISION AS SHOWN HEREON IS  
SUBSTANTIALLY THE SAME AS IT APPEARED ON THE TENTATIVE MAP OF PARCEL MAP NO. 34880, (AMENDMENT  
NO. 1) BY THE BEAUMONT CITY COUNCIL ON JANUARY 16, 2007, AND ANY APPROVED ALTERATION THEREOF;  
THAT ALL PROVISIONS OF THE SUBDIVISION MAP ACT AND OF TITLE 16 OF THE BEAUMONT MUNICIPAL CODE  
APPLICABLE AT THE TIME OF THE APPROVAL OF THE TENTATIVE MAP HAVE BEEN COMPILED WITH; THAT I AM  
SATISFIED THAT THE MAP IS TECHNICALLY CORRECT; THAT THE PLANS FOR THE DRAINS, DRAINAGE WORKS, AND  
SEWERS SUFFICIENT TO PROTECT ALL LOTS IN THE SUBDIVISION FROM FLOODS HAVE BEEN APPROVED; THAT A  
COMPLETE SET OF PLANS FOR THE CONSTRUCTION OF ALL REQUIRED IMPROVEMENTS HAS BEEN FILED WITH  
THE COMMUNITY DEVELOPMENT DEPARTMENT AND THAT THE SAME HAVE BEEN CHECKED AND APPROVED; AND  
THAT ALL IMPROVEMENTS HAVE BEEN COMPLETED IN ACCORDANCE WITH THE APPROVED PLANS OR THAT THE  
SUBDIVIDER HAS ENTERED INTO AGREEMENT WITH THE CITY OF BEAUMONT COVERING COMPLETION OF ALL  
IMPROVEMENTS AND SPECIFYING THE TIME FOR COMPLETING THE SAME AS MAY BE REQUIRED BY THE  
CONDITIONS OF APPROVAL DATED JANUARY 16, 2007.

FOR: DEEPAK MOORJANI, R.C.E. 51047,  
CITY ENGINEER, CITY OF BEAUMONT

DATED: 30 JUNE, 2014

BY: Dennis W. Janda  
DENNIS W. JANDA, P.L.S. 6359  
EXPIRES 12/31/2014



## BEAUMONT CITY COUNCIL CERTIFICATE

I HEREBY CERTIFY THAT THIS MAP WAS APPROVED BY THE CITY COUNCIL OF THE  
CITY OF BEAUMONT ON 15<sup>TH</sup> DAY OF July, 2014, AND THAT THE OFFER(S) OF DEDICATION(S)  
DEPICTED HEREON WERE NOT ACCEPTED. THE CITY COUNCIL MAY, HOWEVER, BY RESOLUTION AT ANY LATER  
DATE, AND WITHOUT FURTHER ACTION BY THE SUBDIVIDER, RESCIND ITS ACTION AND ACCEPT THE FOLLOWING  
DEDICATION(S) AND IMPROVEMENTS FOR PUBLIC USE, WHICH ACCEPTANCE SHALL BE RECORDED IN THE OFFICE  
OF THE RIVERSIDE COUNTY RECORDER.

FOR STREET AND PUBLIC UTILITY PURPOSES LOTS LOT 'A' (POTRERO BOULEVARD), LOT 'B' (HOMESTEAD WAY),  
LOT 'C' (POTRERO BOULEVARD), LOT 'D' (POTRERO BOULEVARD), LOT 'E' (POTRERO BOULEVARD), LOT 'F'  
(POTRERO BOULEVARD), LOT 'G' (HEARTLAND PARKWAY SOUTH), LOT 'H' (HEARTLAND PARKWAY SOUTH), LOT 'I'  
(HOMESTEAD WAY), LOT 'J' (HOMESTEAD WAY), LOT 'K' (HOMESTEAD WAY), LOT 'L' (HEARTLAND PARKWAY  
NORTH), LOT 'M' (HEARTLAND PARKWAY SOUTH), LOT 'N' (HEARTLAND PARKWAY SOUTH), LOT 'O' (HEARTLAND  
PARKWAY SOUTH), LOT 'P' (HEARTLAND PARKWAY SOUTH), LOT 'Q' (AMHERST WAY), LOT 'R' (HOPEWELL TRAIL),  
LOT 'S' (AMHERST WAY), LOT 'T' (HOPEWELL TRAIL), LOT 'U' (HEARTLAND PARKWAY SOUTH), LOT 'V'  
(HEARTLAND PARKWAY SOUTH), LOT 'W' (HEARTLAND PARKWAY SOUTH), LOT 'X' (HEARTLAND PARKWAY NORTH),  
LOT 'Y' (HEARTLAND PARKWAY NORTH), LOT 'Z' (HEARTLAND PARKWAY NORTH), AND LOT 'AA' (HEARTLAND  
PARKWAY NORTH).

FOR OPEN SPACE PURPOSES PARCELS 15 AND 17.  
FOR SLOPE, DRAINAGE AND SEWER PURPOSES PARCEL 18.  
AN EASEMENT FOR SEWER PURPOSES OVER PARCELS 12 AND 14.

THE FOLLOWING DEDICATIONS ARE ACCEPTED TO VESTED TITLE:

FOR PUBLIC ROAD AND DRAINAGE PURPOSES, INCLUDING PUBLIC UTILITY AND PUBLIC  
SERVICES PURPOSES TOGETHER WITH INCIDENTAL APPURTENANCES, CONNECTION AND  
STRUCTURES, IN, OVER, UNDER, ALONG, THROUGH AND ACROSS LOTS 'BB' AND 'CC'.

ANY AND ALL ABUTTER'S RIGHTS INCLUDING ACCESS RIGHTS IN AND TO ROADWAY AND/OR FREEWAY  
OVER LOT 'CC'.

DATED: 7-16, 2014

Karen Doughty  
CITY CLERK, CITY OF BEAUMONT  
RIVERSIDE COUNTY, CALIFORNIA

IN THE CITY OF BEAUMONT, COUNTY OF RIVERSIDE, STATE OF CALIFORNIA

## PARCEL MAP NO. 34880


BEING A PORTION OF FRACTIONAL SECTION 6, TOWNSHIP 3 SOUTH, RANGE 1 WEST, SAN BERNARDINO MERIDIAN,  
IN THE CITY OF BEAUMONT, COUNTY OF RIVERSIDE, STATE OF CALIFORNIA.

FEBRUARY, 2014

STANTEC CONSULTING INC.

NOTARY ACKNOWLEDGMENTSTATE OF NEW YORK )  
COUNTY OF NEW YORK ) SSON May 23, 2014 BEFORE ME, THE UNDERSIGNED, PERSONALLY APPEAREDAnthony Barzanti

PERSONALLY KNOWN TO ME (OR PROVED TO ME ON THE BASIS OF SATISFACTORY EVIDENCE) TO BE THE PERSON(S) WHOSE NAME(S) IS/ARE SUBSCRIBED TO THE WITHIN INSTRUMENT AND ACKNOWLEDGED TO ME THAT HE/SHE/THEY EXECUTED THE SAME IN HIS/HER/THEIR AUTHORIZED CAPACITY(IES), AND THAT BY HIS/HER/THEIR SIGNATURE(S) ON THE INSTRUMENT THE PERSON(S), OR THE ENTITY(IES) UPON BEHALF OF WHICH THE PERSON(S) ACTED, EXECUTED THE INSTRUMENT.

MY COMMISSION EXPIRES July 23, 2015

Term Expires July 23, 2015

Deanna Emilio  
NOTARY PUBLIC  
Deanna EmilioNOTARY ACKNOWLEDGMENTSTATE OF California )  
COUNTY OF Orange )ON July 23, 2014 BEFORE ME Dena Marie Scovel, Notary Public  
PERSONALLY APPEARED Art Cheyne

WHO PROVED TO ME ON THE BASIS OF SATISFACTORY EVIDENCE TO BE THE PERSON(S) WHOSE NAME(S) IS/ARE SUBSCRIBED TO THE WITHIN INSTRUMENT AND ACKNOWLEDGED TO ME THAT HE/SHE/THEY EXECUTED THE SAME IN HIS/HER/THEIR AUTHORIZED CAPACITY(IES), AND THAT BY HIS/HER/THEIR SIGNATURE(S) ON THE INSTRUMENT THE PERSON(S), OR THE ENTITY UPON BEHALF OF WHICH THE PERSON(S) ACTED, EXECUTED THE INSTRUMENT.

I CERTIFY UNDER PENALTY OF PERJURY, UNDER THE LAWS OF THE STATE OF CALIFORNIA, THAT THE FOREGOING PARAGRAPH IS THE TRUE AND CORRECT.

WITNESS MY HAND:

Dena Marie Scovel  
SIGNATUREDena Marie Scovel  
(PRINT NAME)MY COMMISSION EXPIRES Aug. 22, 2015  
MY PRINCIPAL PLACE OF BUSINESS IS Orange COUNTY.NOTARY ACKNOWLEDGMENTSTATE OF \_\_\_\_\_ )  
COUNTY OF \_\_\_\_\_ )ON \_\_\_\_\_ BEFORE ME \_\_\_\_\_  
PERSONALLY APPEARED \_\_\_\_\_  
WHO PROVED TO ME ON THE BASIS OF SATISFACTORY EVIDENCE TO BE THE PERSON(S) WHOSE NAME(S) IS/ARE SUBSCRIBED TO THE WITHIN INSTRUMENT AND ACKNOWLEDGED TO ME THAT HE/SHE/THEY EXECUTED THE SAME IN HIS/HER/THEIR AUTHORIZED CAPACITY(IES), AND THAT BY HIS/HER/THEIR SIGNATURE(S) ON THE INSTRUMENT THE PERSON(S), OR THE ENTITY UPON BEHALF OF WHICH THE PERSON(S) ACTED, EXECUTED THE INSTRUMENT.

I CERTIFY UNDER PENALTY OF PERJURY, UNDER THE LAWS OF THE STATE OF CALIFORNIA, THAT THE FOREGOING PARAGRAPH IS THE TRUE AND CORRECT.

WITNESS MY HAND:

SIGNATURE \_\_\_\_\_

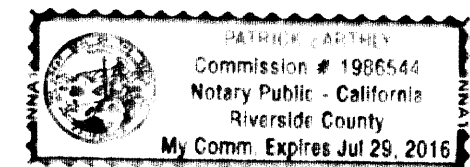
(PRINT NAME) \_\_\_\_\_

MY COMMISSION EXPIRES \_\_\_\_\_  
MY PRINCIPAL PLACE OF BUSINESS IS \_\_\_\_\_ COUNTY.NOTARY ACKNOWLEDGMENTSTATE OF California )  
COUNTY OF Riverside )ON June 10th, 2014 BEFORE ME Patrick Earthly (Notary Public)  
PERSONALLY APPEARED Eric Praser

WHO PROVED TO ME ON THE BASIS OF SATISFACTORY EVIDENCE TO BE THE PERSON(S) WHOSE NAME(S) IS/ARE SUBSCRIBED TO THE WITHIN INSTRUMENT AND ACKNOWLEDGED TO ME THAT HE/SHE/THEY EXECUTED THE SAME IN HIS/HER/THEIR AUTHORIZED CAPACITY(IES), AND THAT BY HIS/HER/THEIR SIGNATURE(S) ON THE INSTRUMENT THE PERSON(S), OR THE ENTITY UPON BEHALF OF WHICH THE PERSON(S) ACTED, EXECUTED THE INSTRUMENT.

I CERTIFY UNDER PENALTY OF PERJURY, UNDER THE LAWS OF THE STATE OF CALIFORNIA, THAT THE FOREGOING PARAGRAPH IS THE TRUE AND CORRECT.

WITNESS MY HAND:

Patrick Earthly  
SIGNATUREPatrick Earthly  
(PRINT NAME)MY COMMISSION EXPIRES July 29, 2016  
MY PRINCIPAL PLACE OF BUSINESS IS Riverside COUNTY.



IN THE CITY OF BEAUMONT, COUNTY OF RIVERSIDE, STATE OF CALIFORNIA

# PARCEL MAP NO. 34880

BEING A PORTION OF FRACTIONAL SECTION 6, TOWNSHIP 3 SOUTH, RANGE 1 WEST, SAN BERNARDINO MERIDIAN,  
IN THE CITY OF BEAUMONT, COUNTY OF RIVERSIDE, STATE OF CALIFORNIA.

FEBRUARY, 2014

STANTEC CONSULTING INC.

## BASIS OF BEARING AND INDEX SHEET

### BASIS OF BEARINGS

THE BASIS OF BEARINGS FOR THIS SURVEY IS THE CALIFORNIA STATE PLANE COORDINATE SYSTEM, GCS83, ZONE 6, BASED LOCALLY ON CONTROL STATIONS "RABBIT" AND "REST", NAD 83(2002) AS SHOWN HEREON, HAVING A GRID BEARING OF N 27°39'52" E. ALL BEARINGS SHOWN ON THIS MAP ARE GRID. QUOTED BEARINGS AND DISTANCES FROM REFERENCE MAPS OR DEEDS ARE AS SHOWN PER THAT RECORD REFERENCE. ALL DISTANCES SHOWN ARE GROUND DISTANCES UNLESS SPECIFIED OTHERWISE. GRID DISTANCES MAY BE OBTAINED BY MULTIPLYING THE GROUND DISTANCE BY A COMBINATION FACTOR OF 0.999904925. CALCULATIONS ARE MADE AT STATION RABBIT WITH COORDINATES N 2284367.50 E 6323791.93, USING AN ELEVATION OF 2366.92 FEET.

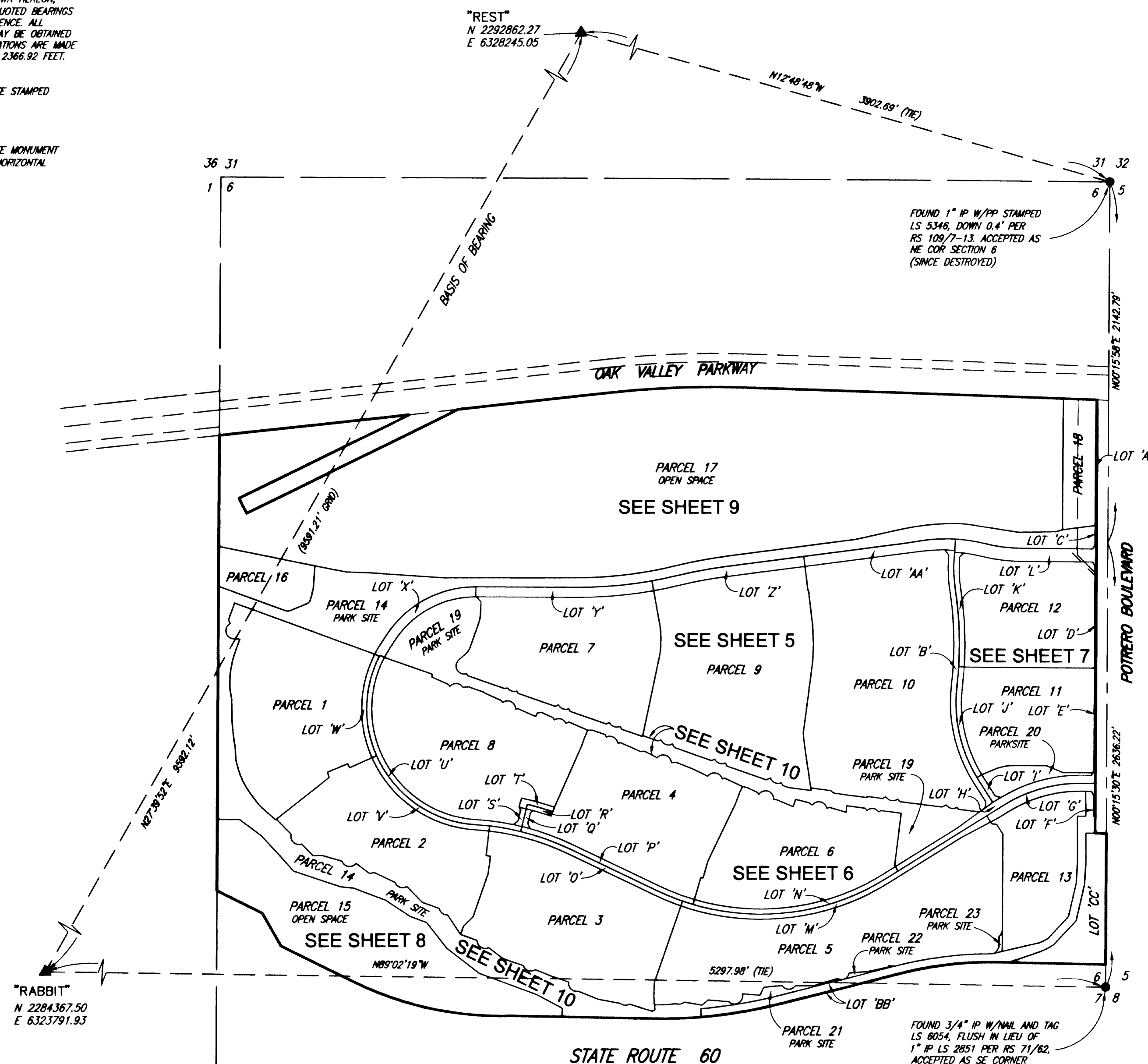
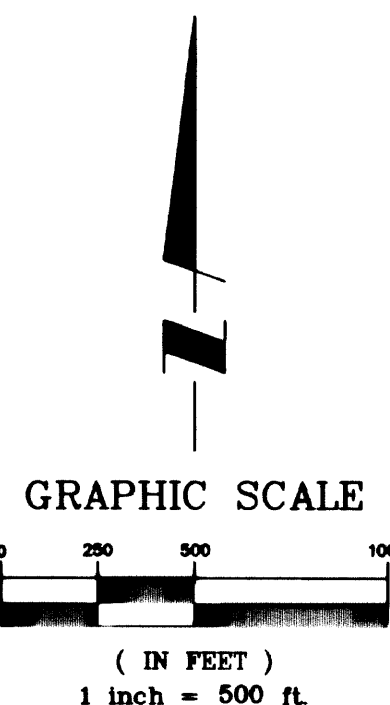
### 1) CONTROL STATION "RABBIT"

NATIONAL GEODETIC SURVEY, CALIFORNIA DIVISION OF HIGHWAYS DISK SET IN TOP OF CONCRETE STAMPED "RABBIT". HORIZONTAL ORDER = SECOND. HORIZONTAL DATUM IS NAD 83.  
N 2284367.50 E 6323791.93

### 2) CONTROL STATION "REST"

NATIONAL GEODETIC SURVEY, CALIFORNIA DIVISION OF HIGHWAYS DISK SET IN TOP OF CONCRETE MONUMENT STAMPED "REST 1972". HORIZONTAL ORDER = SECOND, VERTICAL ORDER = FIRST, CLASS II. HORIZONTAL DATUM IS NAD 83.  
N 2292862.27 E 6328245.05

CURVE	DELTA	RADIUS	LENGTH
C1	22°46'34"	958.00'	380.82'
C2	19°07'14"	272.00'	90.77'
C3	52°34'16"	35.00'	32.11'
C4	42°31'20"	35.00'	25.98'
C5	06°19'16"	2542.00'	280.44'
C6	157°20'18"	48.00'	131.81'
C7	00°31'11"	272.00'	2.47'
C8	28°15'21"	100.00'	51.06'
C9	72°40'00"	48.00'	60.88'
C10	86°26'21"	48.00'	72.42'
C11	00°58'46"	847.00'	14.48'
C12	96°45'20"	48.00'	81.06'
C13	132°35'52"	48.00'	111.08'
C14	151°05'21"	48.00'	126.58'
C15	131°04'29"	48.00'	109.81'
C16	138°35'03"	48.00'	116.10'
C17	97°12'07"	48.00'	81.43'
C18	108°36'55"	48.00'	90.99'
C19	00°39'33"	690.00'	7.94'
C20	148°43'41"	48.00'	124.60'
C21	01°54'08"	1438.00'	47.74'
C22	21°56'46"	438.00'	167.77'
C23	12°10'15"	190.00'	40.36'
C24	123°47'38"	48.00'	103.71'
C25	117°11'49"	48.00'	98.18'
C26	69°30'29"	48.00'	58.23'
C27	54°34'00"	48.00'	45.71'
C28	04°20'32"	2777.00'	210.46'
C29	06°08'08"	2827.00'	302.73'
C30	00°58'46"	814.00'	13.91'
C31	31°56'30"	897.00'	500.07'
C32	87°27'25"	48.00'	73.27'



LINE	BEARING	LENGTH
L1	N00°15'30"E	14.18'
L2	N89°44'30"W	8.00'
L3	N82°24'01"E	8.08'
L4	N80°58'01"E	96.70'
L5	N89°44'39"W	131.56'
L6	N53°24'10"W	158.30'
L7	N73°39'43"E	41.82'
L8	N19°32'13"E	137.98'
L9	N49°18'45"E	50.00'
L10	N85°05'46"E	21.90'
L11	N24°11'51"W	13.37'
L12	N11°54'47"E	4.82'
L13	N30°19'21"W	20.17'
L14	N70°44'09"W	34.49'
L15	N09°32'29"W	14.62'
L16	N54°03'01"E	42.24'
L17	N54°03'01"E	55.52'
L18	N32°33'57"W	159.79'
L19	N89°44'51"W	177.13'
L20	N89°44'51"W	86.52'
L21	N28°41'56"W(R)	23.68'
L22	N25°23'37"W	20.00'
L23	N82°50'11"W	137.25'
L24	N31°52'56"W	8.00'
L25	N31°52'56"W	30.00'
L26	N56°43'28"E(R)	14.88'
L27	N39°56'01"W	17.45'
L28	N75°56'29"E	17.36'
L29	N87°55'35"E	25.79'
L30	N36°19'04"W	74.43'
L31	N05°00'28"W	29.70'
L32	N09°12'06"W(R)	3.65'
L33	N04°51'34"W(R)	50.00'
L34	N23°50'08"E	22.79'
L35	N70°44'09"W	246.41'
L36	N67°41'19"W	110.30'
L37	N68°04'48"W	127.84'
L38	N89°35'01"W	5.49'
L39	N63°11'31"W(R)	30.00'
L40	N62°31'58"W(R)	30.00'
L41	N66°09'52"W	107.78'
L42	N70°44'09"W	89.27'
L43	N66°09'52"W	92.13'
L44	N78°30'47"E	13.65'
L45	N66°09'52"W	116.08'
L46	N81°11'06"E	23.75'
L47	N31°58'43"W(R)	16.83'
L48	N69°25'31"E	20.17'
L49	N25°23'44"W(R)	16.67'
L50	N84°50'25"E	21.29'
L51	N59°56'12"E	56.64'
L52	N64°30'12"W	68.11'
L53	N75°47'04"W	81.81'
L54	N03°15'22"E	38.57'
L55	N73°42'33"W	35.85'
L56	N32°33'57"W	135.26'
L57	N89°44'51"W	63.52'
L58	N29°25'26"E	17.81'
L59	N82°50'09"W	127.29'
L60	N31°36'36"W(R)	13.57'
L61	N61°12'55"E	27.78'
L62	N82°50'11"W	164.45'
L63	N17°55'29"W(R)	5.00'
L64	N23°47'42"W	13.43'
L65	N82°57'35"W	122.06'

IN THE CITY OF BEAUMONT, COUNTY OF RIVERSIDE, STATE OF CALIFORNIA

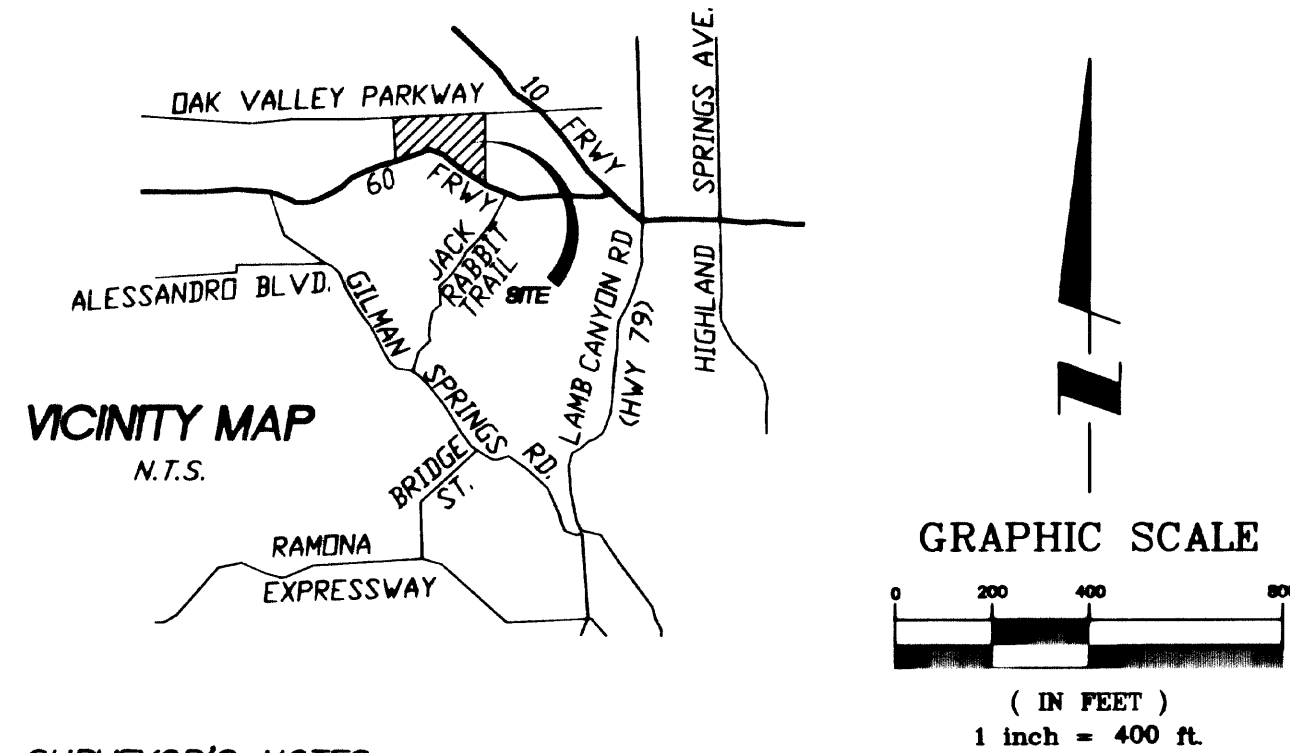
# PARCEL MAP NO. 34880

BEING A PORTION OF FRACTIONAL SECTION 6, TOWNSHIP 3 SOUTH, RANGE 1 WEST, SAN BERNARDINO MERIDIAN,  
IN THE CITY OF BEAUMONT, COUNTY OF RIVERSIDE, STATE OF CALIFORNIA.

FEBRUARY, 2014

STANTEC CONSULTING INC.

## BOUNDARY SHEET



### SURVEYOR'S NOTES

- 1) PARCEL MAP NO. 34880 CONTAINS 413.21 ACRES.
- 2) PARCEL MAP NO. 34880 CONTAINS 23 PARCELS.
- 3) BUILDING SETBACKS SHALL CONFORM TO EXISTING ZONING REGULATIONS.
- 4) DRAINAGE EASEMENTS SHALL BE KEPT FREE OF BUILDINGS AND OBSTRUCTIONS.

- INDICATES SET 1" IP W/PLASTIC PLUG STAMPED "S 7185", FLUSH, UNLESS OTHERWISE NOTED.
- INDICATES FOUND MONUMENT AS NOTED

ALL MONUMENTS ARE SET ACCORDING TO RIVERSIDE COUNTY ORDINANCE NO. 461.9

( ) INDICATES RECORD DATA PER R.S. 71/62

[ ] INDICATES RECORD DATA PER RS 80/78-89

< > INDICATES RECORD DATA PER PARCEL MAP 19015, PMB 149/27-35

{ } INDICATES RECORD DATA PER RS 109/7-13

\* \* INDICATES RECORD DATA PER RS 134/91-101

[ [ ] ] INDICATES RECORD DATA PER INSTRUMENT NO. 0840320, RECORDED OCTOBER 25, 2004 O.R.

<< >> INDICATES RECORD DATA PER INSTRUMENT NO. 019439, RECORDED JANUARY 21, 1997 O.R.

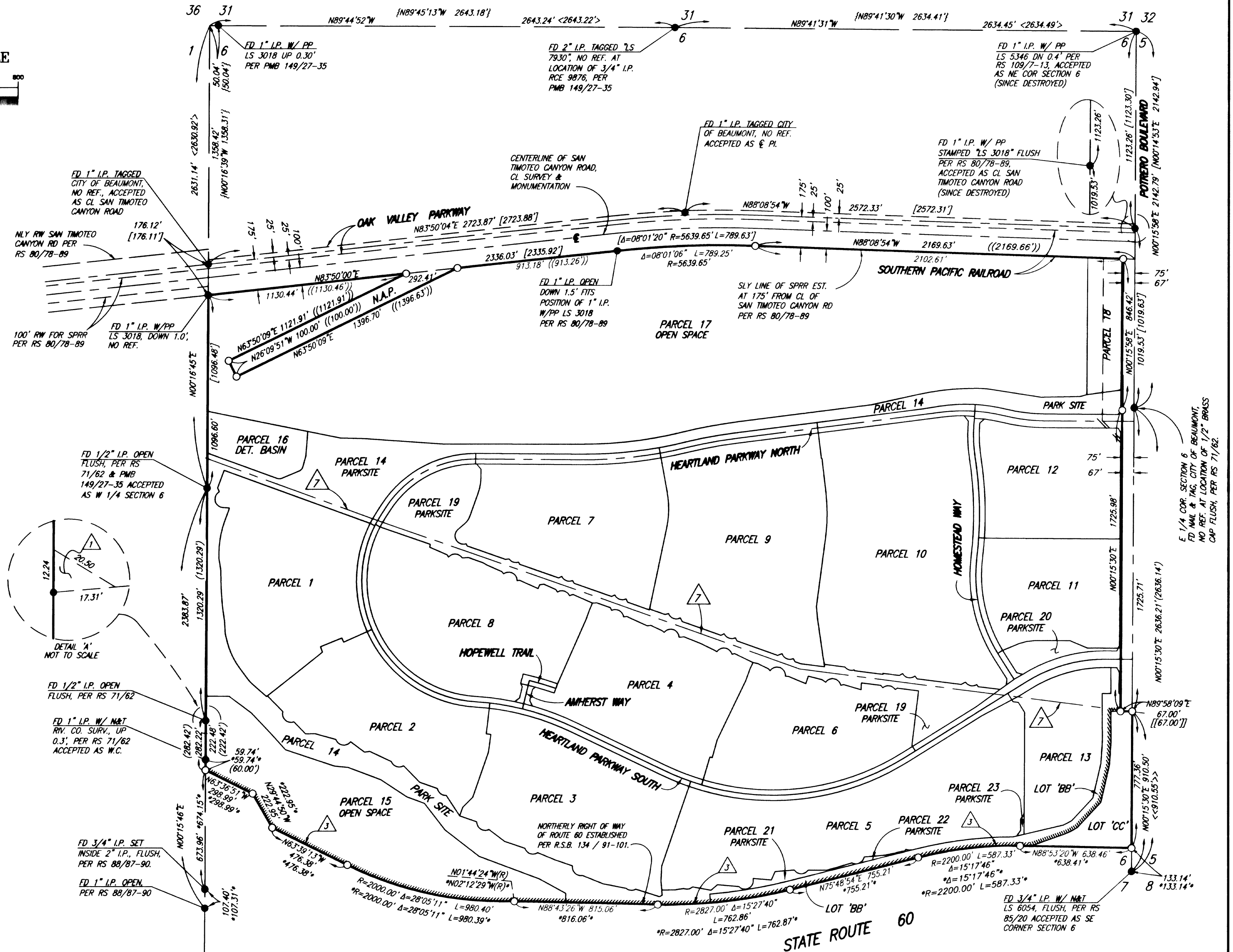
(( )) INDICATES RECORD DATA PER LLA 94-66-1, RECORDED MARCH 17, 1999 AS INSTRUMENT NO. 109790 O.R.

||||| INDICATES RESTRICTED VEHICULAR ACCESS PER EASEMENT NOTE 3

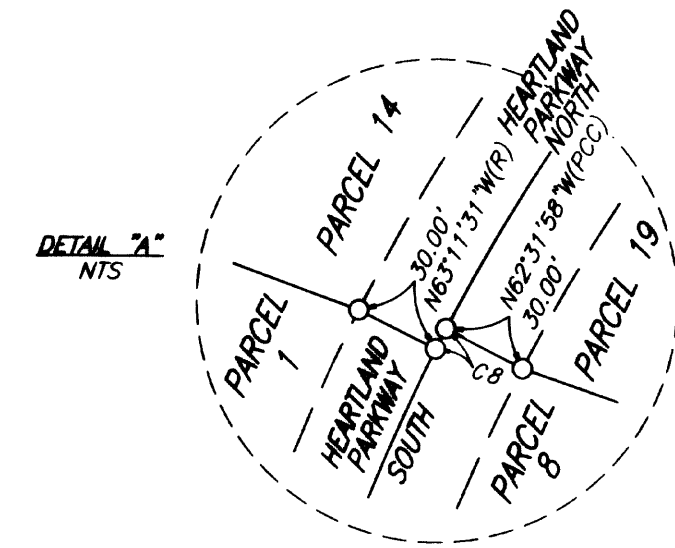
||||| INDICATES RESTRICTED VEHICULAR ACCESS DEDICATED HEREON.

### EASEMENT NOTES

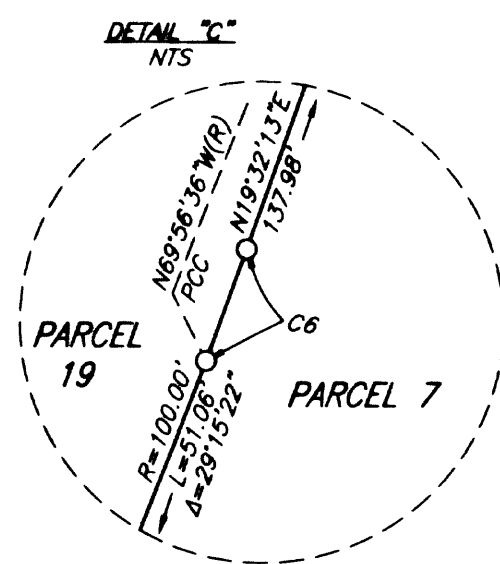
- 1) AN EASEMENT IN FAVOR OF SOUTHERN PACIFIC PIPELINE, INC., FOR PIPELINES, RECORDED MARCH 9, 1959, AS INSTRUMENT NO. 19632, OF OFFICIAL RECORDS.
- 2) AN EASEMENT IN FAVOR OF SOUTHERN CALIFORNIA EDISON COMPANY FOR PUBLIC UTILITIES, RECORDED SEPTEMBER 22, 1970, AS FILE NO. 93335 OF OFFICIAL RECORDS.
- 3) RELINQUISHMENT OF RIGHTS OF INGRESS AND EGRESS TO OR FROM THE STREETS, HIGHWAY OR FREEWAY, TO THE STATE OF CALIFORNIA, BY DEED RECORDED MAY 10, 1989, AS FILE NO. 150638 AND RE-RECORDED JULY 3, 1989 AS INSTRUMENT NO. 222161 BOTH OF OFFICIAL RECORDS.
- 4) AN IRREVOCABLE OFFER OF DEDICATION IN FAVOR OF THE CITY OF BEAUMONT FOR CONSERVATION EASEMENT RECORDED AUGUST 26, 2009, AS INSTRUMENT NO. 2009-0444453 OF OFFICIAL RECORDS.
- 5) AN IRREVOCABLE OFFER OF DEDICATION IN FAVOR OF THE CITY OF BEAUMONT FOR ENVIRONMENTAL MITIGATION, PUBLIC FACILITY AND OPEN SPACES RECORDED DECEMBER 9, 1999 AS INSTRUMENT NO. 536417 OF OFFICIAL RECORDS.
- 6) AN EASEMENT IN FAVOR OF WILLIAMS COMMUNICATION INC FOR VARIOUS UTILITY PURPOSES, RECORDED FEBRUARY 28, 2000 AS INSTRUMENT NO. 2000-072007 OF OFFICIAL RECORDS. THE LOCATION IS APPROXIMATED BASED ON FIELD OBSERVATION.
- 7) AN EASEMENT IN FAVOR OF FOUR CORNERS PIPELINE COMPANY FOR PIPELINE, RECORDED OCTOBER 14, 1957 IN BOOK 2162, PAGE 97 OF OFFICIAL RECORDS. THE LOCATION IS APPROXIMATED BASED ON FIELD OBSERVATION.
- 8) AN EASEMENT IN FAVOR OF THE CITY OF BEAUMONT FOR CONSTRUCTION, OPERATION AND MAINTENANCE OF THE FACILITIES RECORDED OCTOBER 25, 2004 AS INSTRUMENT NO. 2004-0840320 OF OFFICIAL RECORDS.
- 9) AN EASEMENT IN FAVOR OF SOUTHERN PACIFIC PIPELINES FOR PIPELINES, RECORDED JUNE 16, 1955 AS INSTRUMENT NO. 39399 OF OFFICIAL RECORDS. THE EXACT LOCATION OF THIS EASEMENT IS NOT DISCLOSED FROM RECORDS.
- 9) WATER EASEMENT DEDICATED HEREON TO BEAUMONT-CHERRY VALLEY WATER DISTRICT.
- 10) SEWER EASEMENT DEDICATED HEREON TO THE CITY OF BEAUMONT.



STANTEC CONSULTING INC.



CURVE	DELTA	RADIUS	LENGTH
C1	03°03'58"	1510.00'	80.80'
C2	05°24'23"	1676.00'	158.15'
C3	09°11'59"	1400.00'	224.79'
C4	09°11'59"	1430.00'	229.61'
C5	01°54'08"	1438.00'	47.74'
C6	00°31'11"	272.00'	2.47'
C7	07°07'57"	1510.00'	187.97'
C8	00°39'33"	690.00'	7.94'
C9	03°40'26"	2458.00'	157.61'
C10	08°15'36"	1540.00'	222.02'
C11	03°03'58"	1480.00'	79.20'
C12	11°46'08"	1510.00'	310.16'
C13	06°19'16"	2510.00'	276.91'
C14	06°19'16"	2482.00'	273.82'
C15	06°19'16"	2510.00'	276.91'
C16	03°40'10"	2510.00'	161.26'



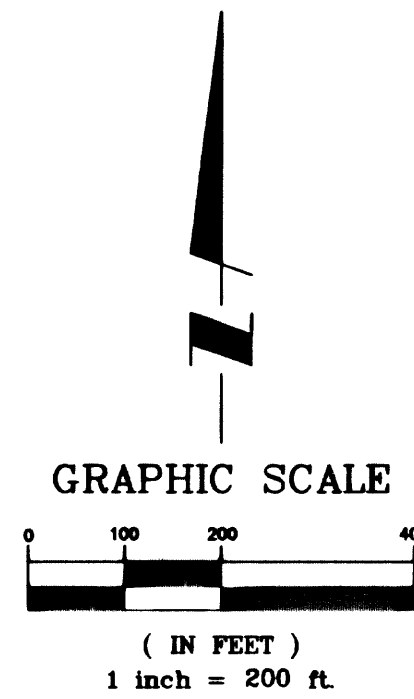
PARCEL 10

SEE SHEET /

SEE SHEET 0



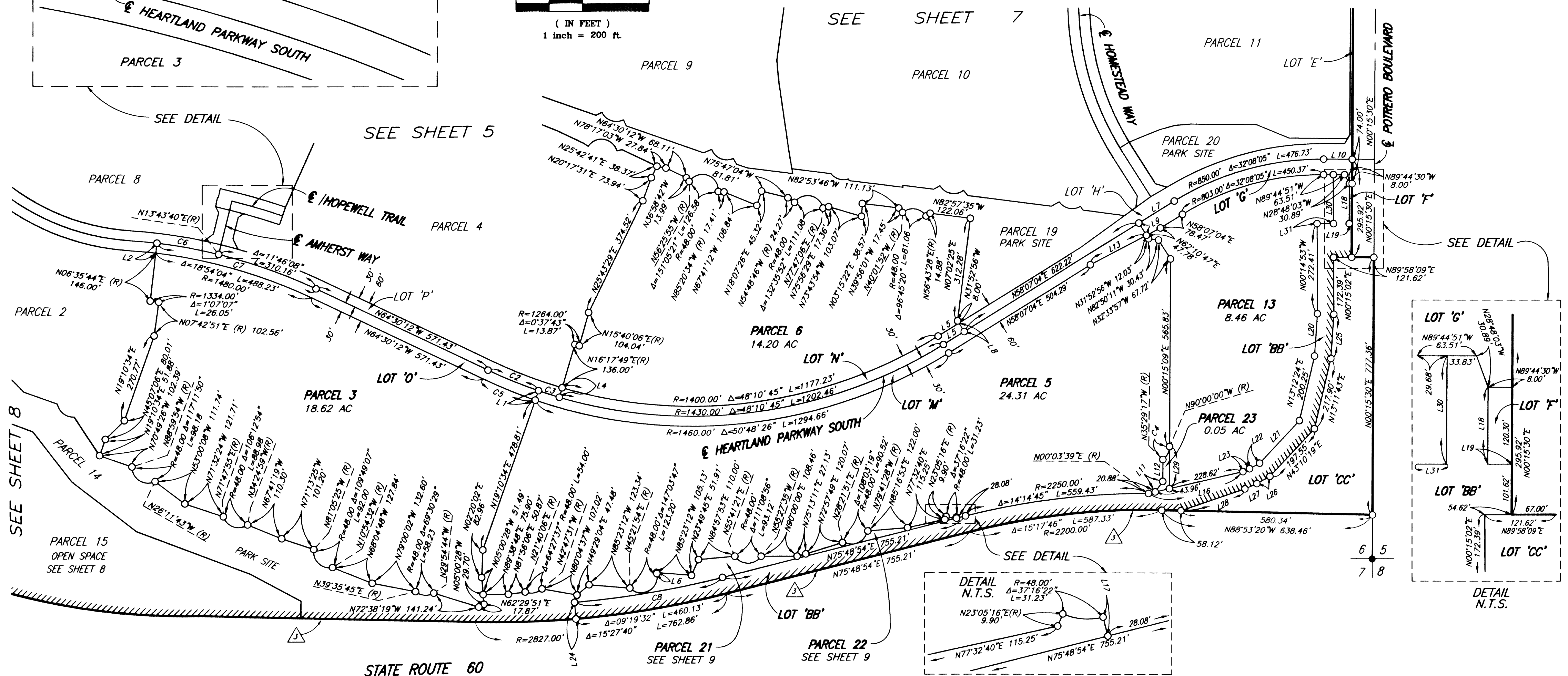
STANTEC CONSULTING INC.



CURVE	DELTA	RADIUS	LENGTH
C1	01°56'18"	1540.00'	52.10
C2	06°34'18"	1430.00'	164.01
C3	02°37'42"	1430.00'	65.60
C4	54°30'43"	48.00'	45.67
C5	06°34'18"	1460.00'	167.45
C6	07°07'57"	1510.00'	187.97
C7	18°54'04"	1510.00'	498.13
C8	09°19'32"	2777.00'	451.99

LINE	BEARING	LENGTH
L1	N18°55'30"E (R)	30.00'
L2	N06°35'44"E (R)	30.00'
L3	N13°43'40"E (R)	30.00'
L4	N16°17'49"E (R)	30.00'
L5	N58°07'04"E	73.79'
L6	N11°41'53"W	3.13'
L7	N58°07'04"E	126.14'
L8	N31°52'56"W	30.00'
L9	N31°52'56"W	43.62'
L10	N89°44'51"W	86.52'
L11	N35°41'21"E	39.29'
L12	N00°15'09"E	66.34'
L13	N62°10'47"E	192.21'
L14	N76°16'20"W	43.39'
L15	N13°43'40"E	28.52'

LINE TABLE		
LINE	BEARING	LENGTH
L16	N76°46'34"E	293.45'
L17	N14°11'06"W(R)	2.63'
L18	N00°15'30"E	120.34'
L19	EAST	8.00'
L20	N03°52'27"E	127.59'
L21	N43°10'28"E	176.39'
L22	N60°51'26"E	34.79'
L23	N66°18'45"E	22.03'
L24	N04°31'34"W(R)	50.00'
L25	N03°52'18"E	133.27'
L26	N60°51'17"E	44.95'
L27	N66°18'36"E	39.72'
L28	N70°57'24"E	204.54'
L29	N00°15'08"E	127.28'
L30	N00°15'05"W	147.55'
L31	EAST	49.94'





SEE SHEET 4 FOR SURVEYORS AND EASEMENT NOTES

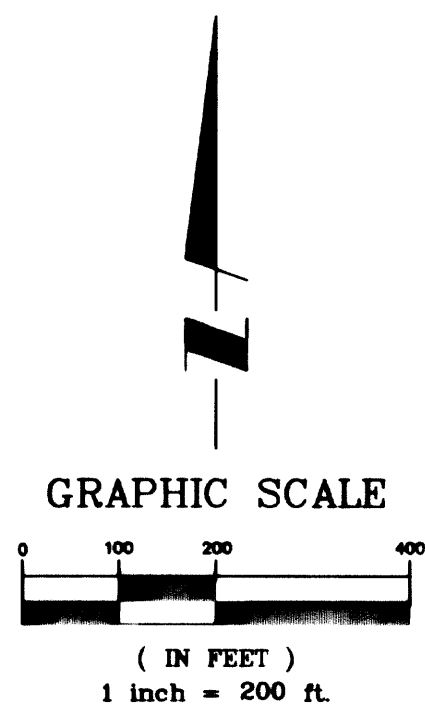
IN THE CITY OF BEAUMONT, COUNTY OF RIVERSIDE, STATE OF CALIFORNIA

# PARCEL MAP NO. 34880

BEING A PORTION OF FRACTIONAL SECTION 6, TOWNSHIP 3 SOUTH, RANGE 1 WEST, SAN BERNARDINO MERIDIAN,  
IN THE CITY OF BEAUMONT, COUNTY OF RIVERSIDE, STATE OF CALIFORNIA.

FEBRUARY, 2014

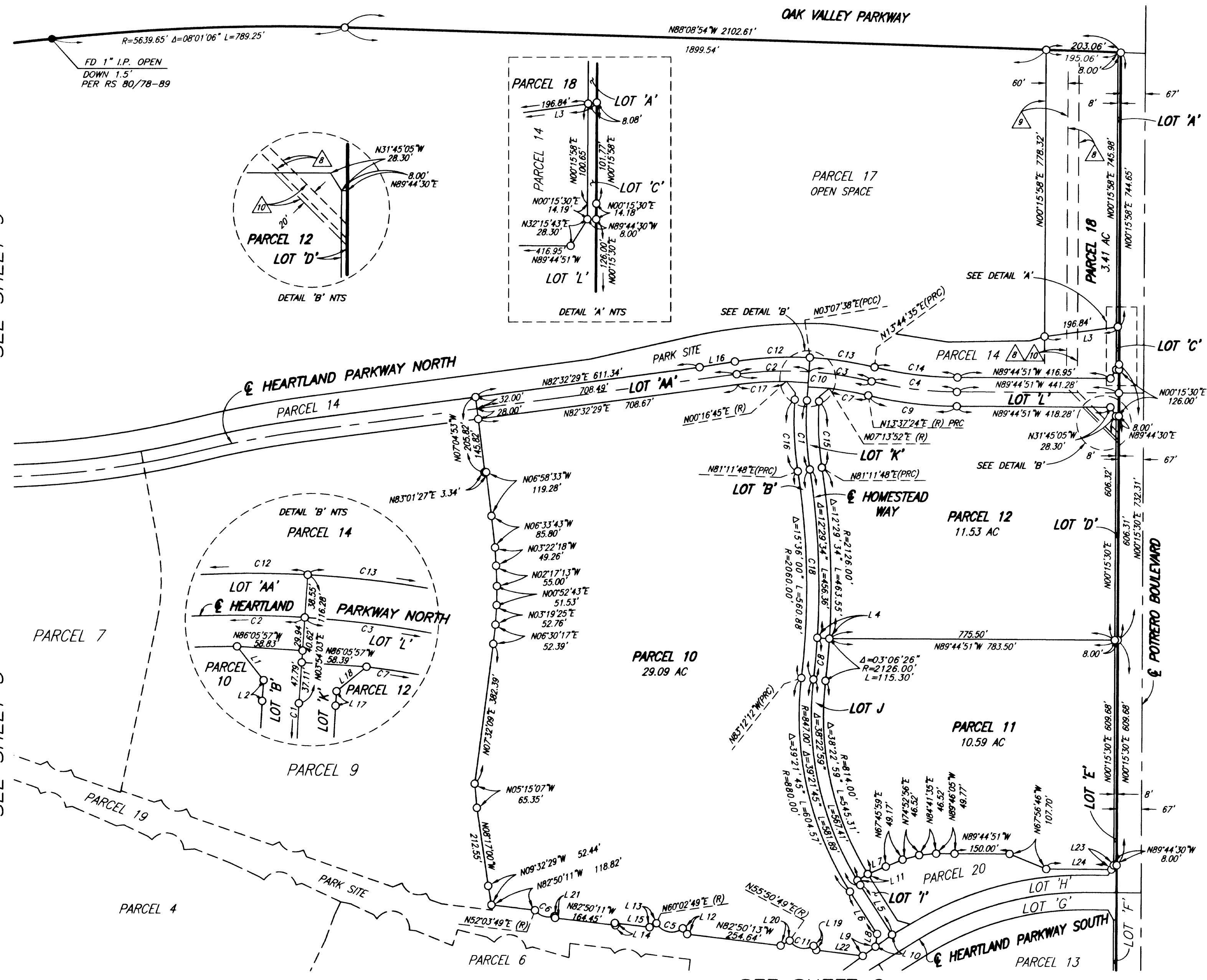
STANTEC CONSULTING INC.



SEE SHEET 9

SEE SHEET 5

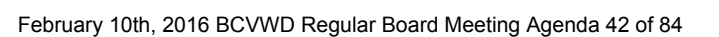
SEE SHEET 6



CURVE TABLE			
CURVE	DELTA	RADIUS	LENGTH
C1	12°42'15"	847.00'	187.81'
C2	11°12'45"	1000.00'	195.69'
C3	09°52'11"	1000.00'	172.26'
C4	13°22'16"	1000.00'	233.37'
C5	97°53'00"	48.00'	82.00'
C6	69°59'18"	48.00'	58.63'
C7	06°23'32"	961.00'	107.22'
C8	03°06'26"	2093.00'	113.51'
C9	13°22'16"	1039.00'	242.47'
C10	21°04'56"	1000.00'	367.95'
C11	87°27'25"	48.00'	73.27'
C12	12°09'37"	958.00'	203.32'
C13	10°36'57"	958.00'	226.98'
C14	13°29'26"	964.00'	226.98'
C15	12°42'15"	814.00'	180.49'
C16	12°42'15"	880.00'	195.12'
C17	07°44'16"	972.00'	131.27'
C18	15°36'00"	2093.00'	569.87'

LINE TABLE		
LINE	BEARING	LENGTH
L1	N37°50'57"W	38.79'
L2	N03°54'03"E	18.85'
L3	N82°24'01"E	204.91'
L4	N86°18'38"W(R)	33.00'
L5	N32°33'57"W	159.79'
L6	N32°33'57"W	136.11'
L7	N67°27'39"E	52.60'
L8	N07°11'09"E	35.06'
L9	N54°03'01"E	42.24'
L10	N54°03'01"E	55.52'
L11	N58°24'49"E(R)	33.00'
L12	N37°50'11"W(R)	19.88'
L13	N60°02'52"E	21.60'
L14	N12°13'08"W	6.36'
L15	N82°50'11"W	94.67'
L16	N80°58'01"E	96.70'
L17	N03°54'03"W	13.15'
L18	N50°33'58"E	34.91'
L19	N31°36'36"W(R)	13.57'
L20	N61°12'55"E	27.78'
L21	N17°55'29"W(R)	5.00'
L22	N82°50'09"W	127.29'
L23	N29°25'26"W	12.96'
L24	N89°44'51"W	177.13'

STANTEC CONSULTING INC.



SEE SHEET 4 FOR SURVEYORS AND EASEMENT NOTES

IN THE CITY OF BEAUMONT, COUNTY OF RIVERSIDE, STATE OF CALIFORNIA

# PARCEL MAP NO. 34880

BEING A PORTION OF FRACTIONAL SECTION 6, TOWNSHIP 3 SOUTH, RANGE 1 WEST, SAN BERNARDINO MERIDIAN,  
IN THE CITY OF BEAUMONT, COUNTY OF RIVERSIDE, STATE OF CALIFORNIA.

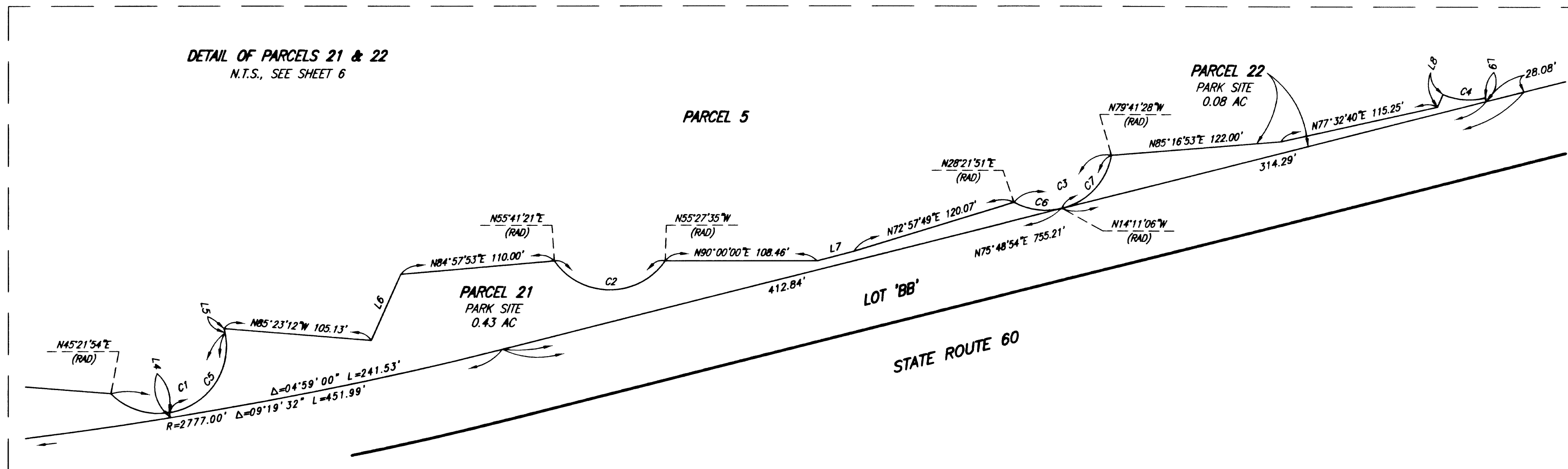
FEBRUARY, 2014

STANTEC CONSULTING INC.

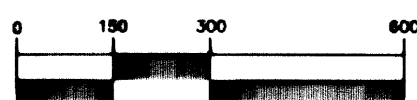
LINE TABLE		
LINE	BEARING	LENGTH
L1	N44°44'11"W	202.24'
L2	N89°06'05"E	222.84'
L3	N73°39'43"E	41.82'
L4	N09°12'06"W(R)	3.65'
L5	N11°41'53"W	3.13'
L6	N23°49'45"E	51.91'
L7	N75°13'11"E	27.13'
L8	N23°05'16"E(R)	9.90'
L9	N14°11'06"W(R)	2.63'

CURVE TABLE			
CURVE	DELTA	RADIUS	LENGTH
C1	147°03'47"	48.00'	123.20'
C2	111°08'56"	48.00'	93.12'
C3	108°03'19"	48.00'	90.52'
C4	37°16'22"	48.00'	31.23'
C5	92°29'47"	48.00'	77.49'
C6	42°32'57"	48.00'	35.65'
C7	65°30'22"	48.00'	54.88'

DETAIL OF PARCELS 21 & 22  
N.T.S., SEE SHEET 6

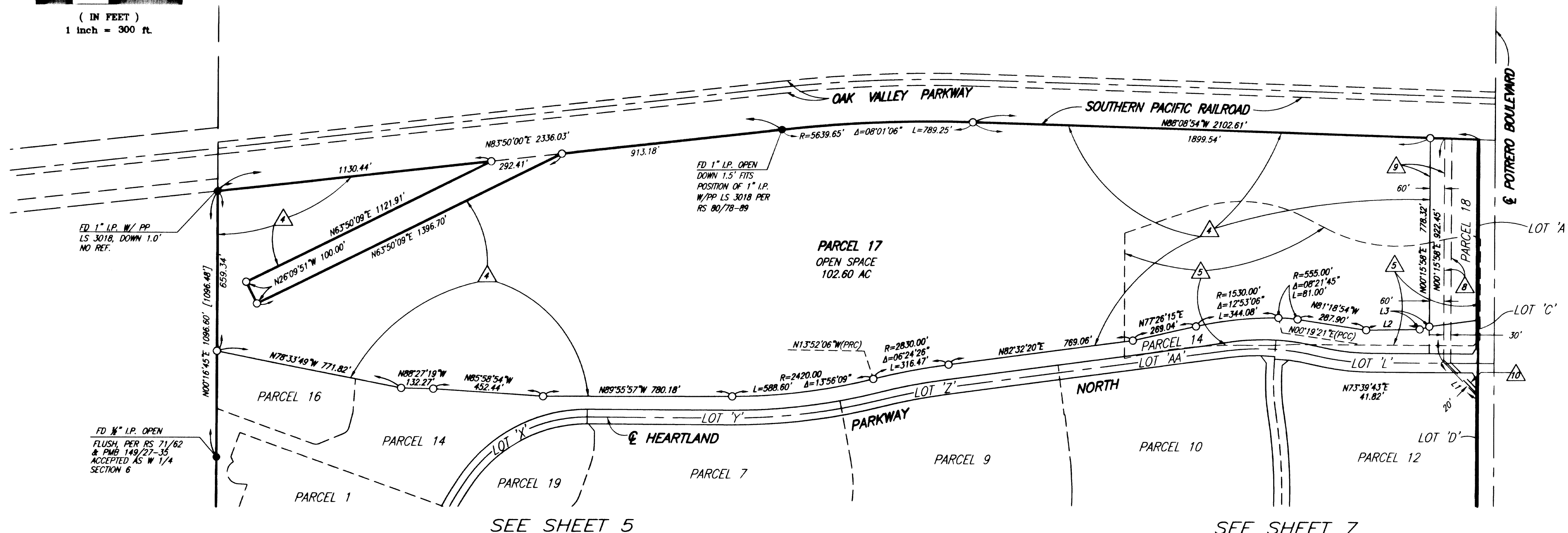


GRAPHIC SCALE



( IN FEET )

1 inch = 300 ft.



SEE SHEET 5

SEE SHEET 7

SEE SHEET 4 FOR SURVEYORS AND EASEMENT NOTES  
SEE SHEET 3 FOR LINE AND CURVE TABLES

IN THE CITY OF BEAUMONT, COUNTY OF RIVERSIDE, STATE OF CALIFORNIA

# PARCEL MAP NO. 34880

BEING A PORTION OF FRACTIONAL SECTION 6, TOWNSHIP 3 SOUTH, RANGE 1 WEST, SAN BERNARDINO MERIDIAN,  
IN THE CITY OF BEAUMONT, COUNTY OF RIVERSIDE, STATE OF CALIFORNIA.

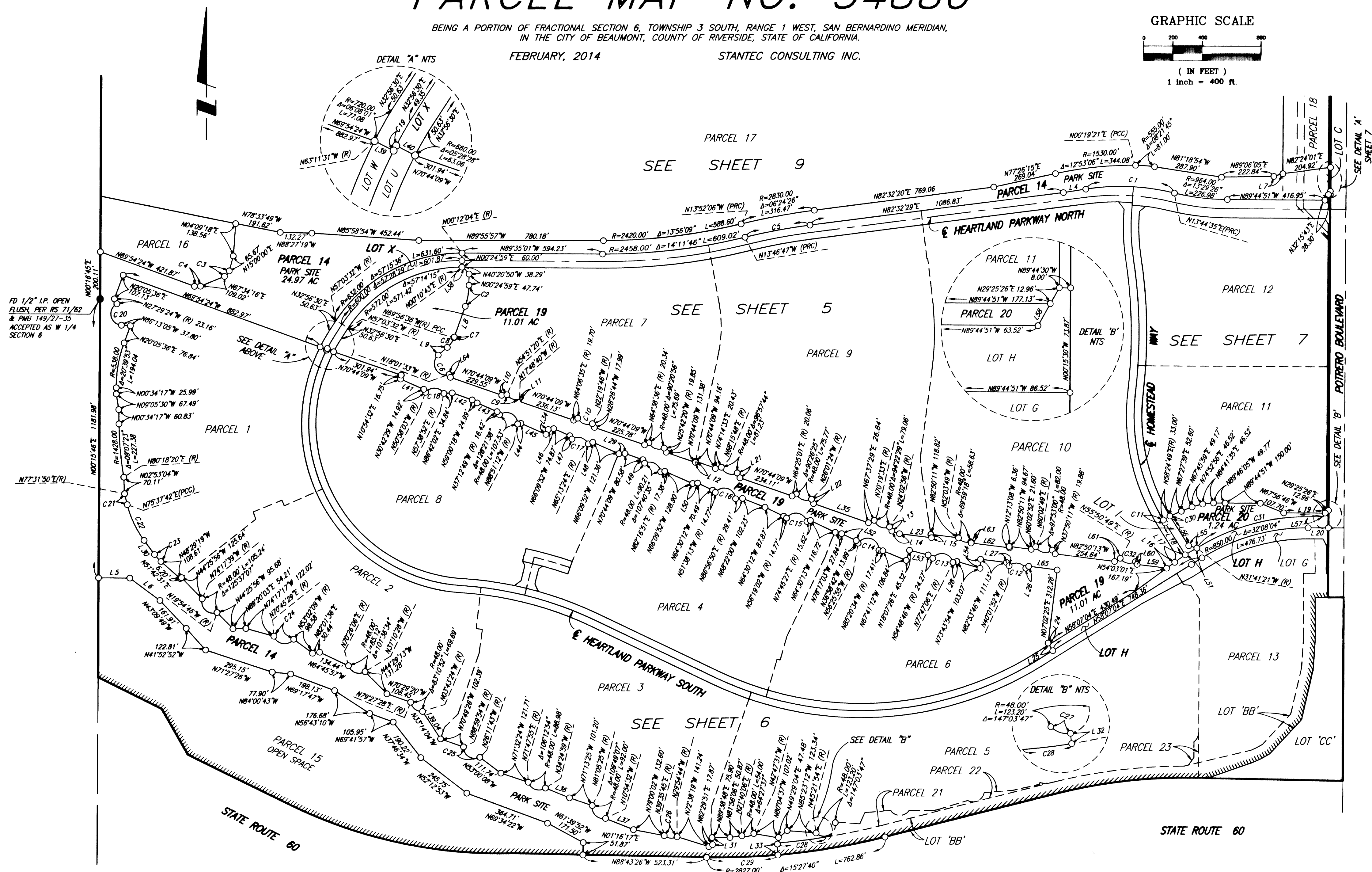
FEBRUARY, 2014

STANTEC CONSULTING INC.

GRAPHIC SCALE



( IN FEET )  
1 inch = 400 ft.





# BEAUMONT - CHERRY VALLEY WATER DISTRICT

## DIRECTORS

*Gerald H. Brey*

President

*William Lash*

Vice President

*Dr. Blair Ball*

*Harriette Dahlstrom*

*Stella Parks*

560 Magnolia Avenue

Beaumont, California 92223-2258

Telephone 909-845-9581

Fax 909-845-0159

## OFFICERS

*C.J. Butcher*

Secretary/Treasurer

*J.C. Reichenberger*

Parsons Engineering Science

Engineer

*Gerald Shoaf*

General Counsel

January 2, 2003

**FILE COPY**

Mr. David Golkar  
President  
Rox Consulting Group, LLC  
17341 Irvine Blvd.  
Tustin, CA 92780

Re: Heartland Residential Community

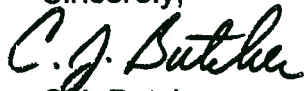
Dear Mr. Golkar:

At the Regular Meeting of the Board of Directors held on December 10, 2002, the above referenced property was approved for annexation. Upon completion of the annexation process, the Beaumont Cherry Valley Water District will service the property assuming all obligations to provide service are met including, but not limited to, the Rules and Regulations Governing Water Service as amended by the Board of Directors from time to time.

We look forward to working with you in the coming months and please feel free to contact the office should you have any questions.

This letter will expire 12 months from the date of issue.

Sincerely,



C.J. Butcher  
General Manager

CC: File

# BEAUMONT-CHERRY VALLEY WATER DISTRICT

P.O. Box 2037

560 Magnolia Avenue

BEAUMONT, CALIF. 92223

Telephone (714) 845-9581

## DIRECTORS

*Roland Russell*  
President

*Gerald Brey*  
Vice President

*K. L. Murdock*

*George Molnar*

*Peter Grimes*

March 21, 1989

## OFFICERS

*C. J. Butcher*  
General Manager

*Janet Wilkin*  
Treasurer &  
Assessor-Collector

*J. C. Reichenberger*  
Engineering-Science  
Engineer

*Redwine & Sherrill*  
Attorney

Ms. Elizabeth Rivers  
Heartland Real Estate, Inc.  
1500 Bank of California Center  
Seattle WA 98164

Dear Ms. Rivers:

Regarding our telephone conversation of March 20, 1989, I will try to briefly explain the water availability situation for your project shown on the attached map.

In the latter part of 1987, the Landmark Land Company proposed construction of their 6,700+/- acre project utilizing groundwater from the local basins to begin the project. These basins are presently in a state of overdraft. There has been an overdraft recorded for the past 60 years. The San Geronio Pass area does have a State contracting agency which was formed in the early 1960's for the purpose of importing State Project water as development occurs. Due to the lack of development occurring in the area, revenues were not available for the construction of the necessary plumbing works to bring State Project water to our area. Following the Landmark development closely were no less than 15 other developers, including yours, requesting water service. At the October 1988 Board meeting there were requests for some 14,000 services brought to our Board of Directors.

Due to the number of services requested, and the lack of available local supply, the District adopted the three step annexation letter which you have a copy of (November 17, 1988). The policy established for that annexation request letter was made due to our Board not having any idea as to if and when State Project water would be made available.

Since that time, the San Gorgonio Pass Water Agency has developed a plan, copy enclosed, which establishes the steps and dates for the delivery of State Project water. Following that schedule, and after agreements were entered into with the Landmark development, the Board of Directors adopted a policy for new service which supersedes the policy described in the previous annexation request letter.

The five conditions to gain water service from the Beaumont-Cherry Valley Water District are as follows:

1. Service will be provided from local groundwater supplies pending the future availability of State Project Water; should the San Gorgonio Pass Water Agency's State Water entitlement of 17,300 acre feet per year not be 100% available in the Pass Service Area, this water service will be subject to a prorata reduction.
2. The "will serve" letter must be renewed annually.
3. Annexation proceedings must be completed before water service will be provided, where applicable.
4. Water service will be subject to the District's Rules and Regulations in effect at the time service is actually provided.
5. In the event that water service is provided before supplemental water is actually available to the District, water users in the development shall pay a surcharge equal to their estimated prorata share of the increased energy costs incurred by the District in pumping from lowered groundwater tables resulting from the development's use of groundwater, as determined by the District's Engineer. In the alternative, the developer could be requested to pay this estimated cost in the form of a one-time fee, or in installments.

Ms. Elizabeth Rivers  
March 21, 1989 (Page Three)

In closing, your project will be served by the  
Beaumont-Cherry Valley Water District providing those five  
conditions are met.

Sincerely,

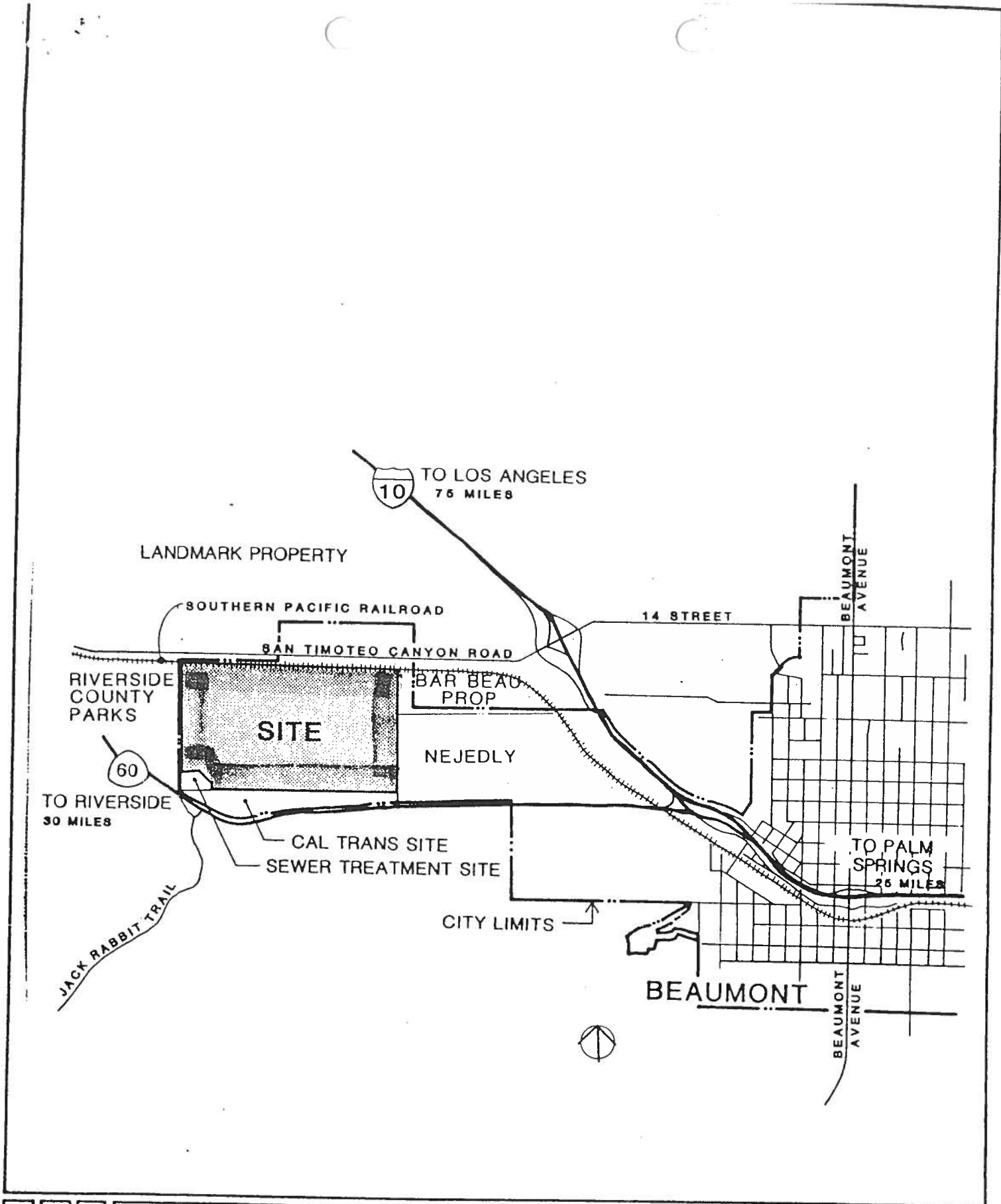
A handwritten signature in cursive script, appearing to read "C. J. Butcher".

C. J. Butcher  
General Manager

CJB/js

Attachments





**J. F. DAVIDSON ASSOCIATES, INC.**  
 CIVIL ENGINEERS - SURVEYORS - PLANNERS  
 3426 TENTH STREET RIVERSIDE, CALIFORNIA 714-886-0844

**FIGURE 3**  
**VICINITY MAP**

# BEAUMONT-CHERRY VALLEY WATER DISTRICT

P.O. Box 2037

560 Magnolia Avenue  
BEAUMONT, CALIF. 92223

Telephone (714) 845-9581

## DIRECTORS

*Roland Russell*  
President

*Gerald Brey*  
Vice President

*K. L. Murdock*

*George Molnar*

*Peter Grimes*

## OFFICERS

*C. J. Butcher*  
General Manager

*Janet Wilkin*  
Treasurer &  
Assessor-Collector

*J. C. Reichenberger*  
Engineering-Science  
Engineer

*Redwine & Sherrill*  
Attorney

November 17, 1988

Mr. Thomas J. Bartholomew  
Heartland Real Estate, Inc.  
Heartland California Beaumont Limited Partnership  
1500 Bank of California Center  
Seattle WA 98164

Dear Mr. Bartholomew:

At the November 3, 1988, regular Board meeting of the Beaumont-Cherry Valley Water District, the Board of Directors looked with favor on your proposed annexation of 362+/- acres located on Highway 60, east of Jackrabbit Trail. The primary conditions set forth by the Board were 1) Water will not be made available to the project until State Water Project supplemental water is available for that purpose; 2) Service will be subject to the rules and regulations in effect at the time water is available; and 3) The annexation must be completed within one year of Local Agency Formation Commission (LAFCO) approval.

During the application and approval portion of the LAFCO process, representatives from your firm and representatives from the District should meet to discuss and formulate all conditions to be included in the annexation agreement.

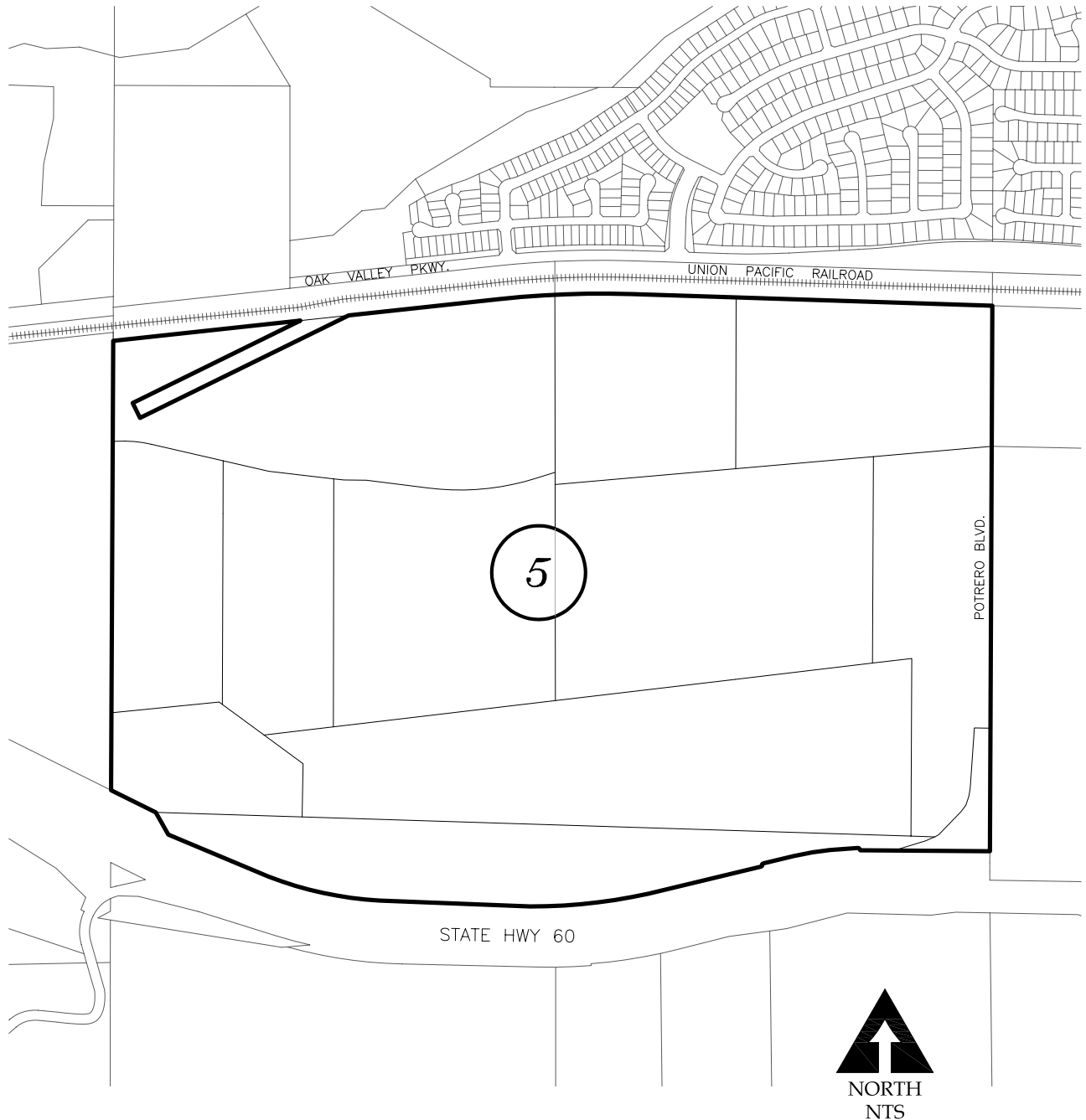
If you have any questions, please feel free to call.

Sincerely,

*C. J. Butcher*  
C. J. Butcher  
General Manager *yp*

CJB/js

City of Beaumont  
Community Facilities District No. 93-1  
Improvement Area No. 5





# City of Beaumont CFD No. 93-1

\$10,290,000 Beaumont Financing Authority, Local Agency Revenue Bonds 1994 Series A and B

Improvement Area Nos. 1, 2, 3, 4, 5, 6A, 6B, 7(\*\*), 9, 10, 11, 12

Construction Fund - Facilities Financed with Bond Proceeds

Construction Fund Balances	As of 09/30/2014
Construction Fund	\$0.00

Draft

Facilities Financed							
Description	Roads and Storm Drain Facilities	Domestic Water Facilities	Sewer Facilities	Public Safety and Civic Facilities	Critical and Joint Facilities Engineering and Other Soft Costs	Formation Costs	Total
Genesis Construction	\$699,952						
ProBuild West	\$112,489						
RGS	\$6,513						
Match Const.	\$42,190						
SoCal Gas	\$48,160						
Subtotal	\$909,303						
BCVWD		\$303,779					
Subtotal		\$303,779					
Joseph R. Scott			\$12,083				
Bonadiman-McCain			\$129,129				
Chino Valley Bank			\$38,561				
Omega Homes			\$200,601				
Planning Associates			\$3,246				
Sewer Revenue Bond (Acct 5214)			\$4,500				
96A Construction Fund			\$24,880				
Subtotal			\$413,000				
City of Beaumont				\$17,487			
Subtotal				\$17,487			
Trans-Pacific Consultants					\$415,788		
Urban Logic Consultants					\$1,466,048		
City of Beaumont					\$10,536		
Robert Kahn, John Kain					\$66,992		
Korve Engineering					\$129,720		
Kashyap Engineering					\$2,750		
Heartland					\$39,025		
Engineering Ventures					\$5,660		
Impact Sciences					\$14,900		
Christopher Drover					\$3,900		
Applied Planning					\$35,000		
Planning Associates					\$8,500		
RGS					\$818		
Subtotal					\$2,199,637		
Trans-Pacific Consultants						\$16,481	
David Taussig & Associates						\$195,151	
McFarlin & Anderson						\$159,608	
City of Beaumont						\$37,000	
Hoskins & Farris						\$2,000	
Urban Logic Consultants						\$13,365	
Len Perdue						\$18,500	
Empire Economics						\$24,500	
Omega Homes						\$4,971	
Hi-Sixty Associates						\$50,517	
Heartland Calif. Beaumont						\$389,924	
Heartland						\$316,710	
County of Riverside						\$135,220	
Subtotal						\$1,363,947	
Total	\$909,303	\$303,779	\$413,000	\$17,487	\$2,199,637	\$1,363,947	\$5,207,154

Fund Transfers	Amount
2002A Const. Fund	\$100,000
2000A Ind. Fac. Fund	\$1,089,368
94A Const. Fund	\$2
Total	\$1,189,369

*Development Impact Fees Financed with Bond Proceeds	
Basic Service and Facility Fee	\$17,487
Total	\$17,487

Total Bond Proceeds Expended	\$6,396,523
------------------------------	-------------

## Footnote(s):

(\*) Development Impact Fees Financed With Bond Proceeds are payments due to the City of Beaumont by the County of Riverside for the improvement area 7 - the Landowner paid \$748,483.00 in cash for its obligation, of which \$709,413.00 was deposited in the

## **RESOLUTION 2014-05**

### **A RESOLUTION OF THE BOARD OF DIRECTORS OF BEAUMONT-CHERRY VALLEY WATER DISTRICT PRECLUDING THE APPROVAL OF A REQUEST FOR THE ISSUANCE OF ANY WILL SERVE LETTER UNDER THE CIRCUMSTANCES STATED HEREIN SUBJECT TO THE EXCEPTIONS STATED HEREIN**

**WHEREAS**, This Board has discussed and desires to adopt a policy which will suspend the issuance of will serve letters which will add demand to the District's water supplies not previously considered and approved by this Board during conditions specified herein.

**WHEREAS**, This policy is intended to avoid requiring conservation by presently served ratepayers in order to protect available supplies while simultaneously creating new demand on those supplies and to preserve the rights of persons who have relied on the issuance of a will serve letter by annexing to the District or paying fees or constructing infrastructure in consideration of the issuance of a will serve letter.

**NOW, THEREFORE, BE IT RESOLVED** that the Board of Directors of Beaumont-Cherry Valley Water District declares the following:

1. Subject to the exceptions stated in Paragraph 2 below, this Board shall not issue a will serve letter when:
  - (a) A condition of drought exists in the State of California as declared by the Governor of the State of California,
  - (b) There is in effect mandatory conservation measures applicable to the District's ratepayers imposed directly by the State of California, or imposed by implementation of District conservation measures in accordance with the District's Urban Water Management Plan and
  - (c) The quantity of the District's ready to deliver water supplies is less than a projected demand of five years based on the District's then current annual demand.
2. The following applications shall be excepted from the prohibition of the issuance of will serve letters stated in Paragraph 1 of this Resolution:
  - (a) An application for residential or commercial water use reasonably estimated to constitute an annual demand equal to or less than 2 (two) EDU's;
  - (b) An application for service to property as to which a will serve letter previously has been issued and the recipient of that letter or his or her successor in interest has relied on the letter in paying fees to the District, annexing the subject property to the District or constructing District infrastructure in order to provide service to the subject property.
3. The District Secretary shall certify the adoption of this Resolution.

**ADOPTED AND APPROVED** this 8th day of October, 2014




Chairman

I, Daniel Slawson, Secretary of the Beaumont-Cherry Valley Water District Board of Directors, do hereby certify that the foregoing Resolution was adopted at a regular meeting of the Beaumont-Cherry Valley Water District Board of Directors, held on the 8<sup>th</sup> day of October, 2013, by the following vote:

AYES: 3	BOARDMEMBERS: Ross, Guldseth, Ball
NOES: 1	BOARDMEMBERS: Slawson
ABSENT: 1	BOARDMEMBERS: Woll (vacant seat)
ABSTAINED: 0	BOARDMEMBERS:

ATTEST:



Secretary



**Beaumont-Cherry Valley Water District  
Regular Board Meeting  
February 10<sup>th</sup>, 2016**

**DATE:** February 4<sup>th</sup>, 2016  
**TO:** Board of Directors  
**FROM:** Eric Fraser, General Manager  
**SUBJECT:** Extension of Emergency Water Conservation Regulations

---

**Recommendation**

No recommended action, information only.

**Background**

On November 13, 2015 Governor Brown issued Executive Order B-36-15 calling for an extension of the Emergency Water Conservation Regulation adopted on May 15, 2015. The proposed extension will be effective until October 31, 2016 and will be based on drought conditions through January 2016.

On January 15, 2016 the State Water Resources Control Board (State Board) released the proposed text of the emergency regulations which included amendments to the current regulations to provide credits and adjustments to water suppliers' conservation standards based on certain factors that influence water use in different parts of the state. Agencies including BCVWD provided comments on the draft regulations to be considered by the State Board (Copy Attached).

The proposed regulations also included penalties for homeowners' associations or community service organizations impeding homeowners from reducing or eliminating outdoor watering during a declared drought.

On February 2, 2016 the State Board adopted Resolution 2016-0007 extending the Emergency Water Conservation Regulations to October 31, 2016 (Copy Attached). The revised regulation is designed to achieve a greater than 20% reduction in urban water use as compared to 2013. The State Water Board will consider credits and adjustments to water suppliers' conservation standards on the basis of warmer climates, population growth, and significant investments in new local drought resilient potable water sources. Credits and adjustments to a water suppliers' conservation standard will range from 2 percentage points to a maximum of 8 percentage points.



A preliminary analysis of the regulations indicates that the District may qualify for an adjustment of about 4 percentage points to the existing conservation standard based on differences in climate compared to the state average, and growth in the area since 2013. A reduction of 4 percent would reduce the Districts conservation standard from 36% to 32% if approved by the State Board.

### **Financial Impact**

A reduction in water consumption will result in a reduction in water sales revenue.

Report prepared by: Tony Lara, Director of Operations



# ATTACHMENT

I

Comment letter on proposed regulations



# Beaumont-Cherry Valley Water District

Phone: (951) 845-9581 Fax: (951) 845-0159

## Board of Directors

David Hoffman  
Division 5

John Covington  
Division 4

Daniel Stawson  
Division 3

Nathan Douglas  
Division 2

Jeffrey Cottrell  
Division 1

January 26, 2016

Clerk to the State Water Board  
State Water Resources Control Board  
1001 I Street, 24<sup>th</sup> Floor  
Sacramento, CA 95814

### **SUBJECT – 2/2/2016 BOARD MEETING (Conservation Extended Emergency Regulation).**

The Beaumont-Cherry Valley Water District appreciates the opportunity to provide input for SWRB consideration related to the proposed extension of the Emergency Water Conservation Regulations adopted May 5, 2015 and the proposed amendments to those regulations.

Once again these regulations are being promulgated by an appointed board that has no direct accountability to the citizens of the State of California. Simply stated, this is legislation without representation. There has been no action on the part of the State for last several decades with respect to improving State Water Project reliability, thus, the citizens of the state are forced to make up for that failure to perform. During this same period, several agencies have spent tens of millions dollars in infrastructure to develop additional local water supplies, storage, and conjunctive use programs that enhance system reliability for their customers. Those same agencies and customers are then penalized through the implementation of arbitrary conservation mandates that lack any foundation.

We oppose the concept that these regulations which were created to respond to an "emergency" be utilized as the framework to draft permanent regulations. That is the function of the legislature.

Considering an extension of the existing regulations and the proposed amendments beyond February 2016 should be based on a demonstrated need to mandate the activities of local water agencies to meet local customer needs. Deliveries of State Project Water (SPW) are already allocated by DWR annually. The SPW allocation should be the means to manage water supply and SPW storage during times of drought. This management, coupled with programs and plans to restore and enhance SPW system storage and reliability, should be the focus of DWR rather than implementing a one-size-fits-all approach to managing water supply in California. Regulations that

560 Magnolia Avenue Beaumont CA 92223



www.bcvwd.org

## Beaumont-Cherry Valley Water District

Phone: (951) 845-9581 Fax: (951) 845-0159

### Board of Directors

David Hoffman  
Division 5

John Cavington  
Division 4

Daniel Slavson  
Division 3

Nathan Douglas  
Division 2

Jeffrey Cottrell  
Division 1

attempted to mandate rate structures that have been found to be unconstitutional in the State of California and subsequently attempting to depublish the court opinion that upheld that finding is an example of how DWR has overstepped its bounds with respect to allowing the citizens of the state the due course of law in running their local utility.

Local water suppliers are already mandated to plan for, and demonstrate, how local water demands will be met during multiple dry years in their respective Urban Water Management Plans. The plan must also include a Water Shortage Contingency Plan to be implemented in stages based on the severity of a catastrophic system failure or drought condition. Circumventing these plans that are already in place, and reflect the specific conditions of the local water agency, ignores the legislative intent of having the plan in the first place.

The minuscule credits for climate differences in the draft regulations lack foundation and data to support the credit offered. Is there truly only a 4-percent difference in GPCPD for a single family residence in San Francisco versus a resident of Palm Springs in August? The draft regulations show a lack of understanding of the microclimates in California. San Bernardino is grouped with the high desert area, yet our district is potentially tied to Moreno Valley which can be blanketed with fog while our service area is experiencing 30 mile per hour winds and single digit humidity's. Our district is located in the Banning Pass area only a few short miles from where five firefighters lost their lives in the Esparanza Fire during those type of weather conditions. Yet the draft regulations point towards using CIMIS stations that may be unrepresentative of local climates.

Contrary to the analysis in the initial statement of reasons and cost/benefit analysis developed by the Board, these arbitrary conservation mandates have created higher costs for consumers, severe economic impacts for water agencies, conditions that have caused unnecessary long term impacts to urban forests and increased wildland fire risks from the lack of maintaining greenbelts in urban/wildland interface areas.

The mechanism to account for local growth also falls short. Our agency averages about 350-400 new connections per year, yet there is only a limited allowance for that additional demand. No thought is given to short term high demands caused by ongoing development activities such as grading operations. It is difficult, at best, to mandate conservation for existing customers while concurrently adding new ones. If the desire is truly to reduce additional demand, then the State should assume the legal exposure for implementing building moratoriums during the "Emergency" that the Governor

560 Magnolia Avenue Beaumont CA 92223



www.bcvwd.org

## Beaumont-Cherry Valley Water District

Phone: (951) 845-0581 Fax: (951) 845-0150

has declared or alternatively provide the appropriate credits and media support for these important economic activities.

### Board of Directors

David Hoffman  
Division 5

John Coington  
Division 4

Daniel Slawson  
Division 3

Nathan Douglas  
Division 2

Jeffrey Cottrill  
Division 1

The explicit exclusion of groundwater storage in the draft regulation fails to recognize conjunctive use programs that utilize local groundwater basins for storage. The practice of actively recharging a groundwater storage unit is just as, if not more reliable, than above ground storage reservoir. Our District has invested millions of ratepayer dollars in groundwater recharge facilities to provide for system reliability and drought mitigation. Several years of groundwater storage are maintained in an adjudicated basin for use in future years, yet no acknowledgement of this conjunctive use strategy is recognized in the existing or proposed revisions to the emergency regulations.

We look forward to the State Water Board developing a strategy that focuses on improving the capacity and reliability of the State Water Project and allows local agencies to evaluate their own local water supplies and implement water use restrictions as local conditions require.

Sincerely,

A handwritten signature in black ink, appearing to read "Eric Fraser", is written over a horizontal line.

Eric Fraser,  
General Manager  
Beaumont Cherry Valley Water District

560 Magnolia Avenue Beaumont CA 92223

# ATTACHMENT

## II

Resolution 2016-0007

**STATE WATER RESOURCES CONTROL BOARD  
RESOLUTION NO. 2016-0007**

**TO ADOPT AN EMERGENCY REGULATION FOR  
STATEWIDE URBAN WATER CONSERVATION**

**WHEREAS:**

1. On April 25, 2014, Governor Edmund G. Brown Jr. issued an executive order ([April 2014 Proclamation](#)) to strengthen the State's ability to manage water and habitat effectively in drought conditions, and called on all Californians to redouble their efforts to conserve water. The April 2014 Proclamation finds that the continuous severe drought conditions present urgent challenges across the State, including water shortages in communities and for agricultural production, increased wildfires, degraded habitat for fish and wildlife, threat of saltwater contamination, and additional water scarcity, if drought conditions continue into 2015. It orders that any provision of the governing document, architectural or landscaping guidelines, or policies of a common interest development will be void and unenforceable to the extent it has the effect of prohibiting compliance with the water-saving measures contained in this directive, or any conservation measure adopted by a public agency or private water company. The April 2014 Proclamation also suspends the environmental review required by the California Environmental Quality Act to allow the emergency regulation and other actions to take place as quickly as possible;
2. The April 2014 Proclamation refers to the [Governor's Proclamation No. 1-17-2014](#), issued on January 17, 2014, declaring a drought State of Emergency to exist in California due to severe drought conditions (January 2014 Proclamation). The January 2014 Proclamation finds that dry conditions and lack of precipitation present urgent problems to drinking water supplies and cultivation of crops, which put farmers' long-term investments at risk. The conditions also threaten the survival of animals and plants that rely on California's rivers, including many species in danger of extinction. The January 2014 Proclamation also calls on all Californians to reduce their water usage by 20 percent;
3. On December 22, 2014, in light of the continued lack of rain, Governor Brown issued [Executive Order B-28-14](#), which extends the California Environmental Quality Act suspension through May 31, 2016 for Water Code section 13247 and certain activities identified in the January 2014 and April 2014 proclamations;
4. On April 1, 2015, Governor Brown issued [Executive Order B-29-15](#) that directs the State Water Board to impose restrictions on urban water suppliers to achieve a statewide 25 percent reduction in potable urban usage through February 2016; require commercial, industrial, and institutional users to implement water efficiency measures; prohibit irrigation with potable water of ornamental turf in public street medians; and prohibit irrigation with potable water outside newly constructed homes and buildings that is not delivered by drip or microspray systems; along with other directives;

5. On May 5, 2015, the State Water Resources Control Board (State Water Board) adopted [Board Resolution No. 2015-0032](#) and an Emergency Regulation to address specific provisions of [Executive Order B-29-2015](#) that included a mandatory 25 percent statewide reduction in potable urban water use between June 2015 and February 2016. To implement the Executive Order, the Emergency Regulation placed each urban water supplier in a conservation tier, ranging between 4 and 36 percent, based residential per capita water use for the months of July – September 2014. Resolution No. 2015-0032 also directed staff to work with stakeholders to further develop and consider a range of factors that contribute to water use, including but not limited to climate, growth, investment in local, drought resilient supplies, and others for adjustment to the current emergency regulation should it need to be extended into 2016;
6. On November 13, 2015, Governor Brown issued [Executive Order B-36-15](#) calling for an extension of urban water use restrictions until October 31, 2016, should drought conditions persist through January 2016. This Executive Order also directs the State Water Board to consider modifying the restrictions to address uses of potable and non-potable water, as well as to incorporate insights gained from the existing restrictions;
7. As of January 15, 2016, the state has experienced some much-needed snow and rainfall in December and January; However, surface and groundwater storage remains depleted, precipitation has been inconsistent, and snowpack is about average, and the full hydrologic water conditions for 2016 will not be known until April 2016;
8. Water Code section 1058.5 grants the State Water Board the authority to adopt emergency regulations in certain drought years in order to: "prevent the waste, unreasonable use, unreasonable method of use, or unreasonable method of diversion, of water, to promote water recycling or water conservation, to require curtailment of diversions when water is not available under the diverter's priority of right, or in furtherance of any of the foregoing, to require reporting of diversion or use or the preparation of monitoring reports";
9. On July 15, 2014, the State Water Board adopted an emergency regulation to support water conservation ([Resolution No. 2014-0038](#)), and that regulation became effective July 28, 2014 upon approval by the Office of Administrative Law (OAL);
10. On March 17, 2015, the State Water Board amended and readopted the emergency regulation to support water conservation ([Resolution No. 2015-0013](#)), which became effective March 27, 2015 upon approval by OAL;
11. On May 5, 2015, the State Water Board amended and readopted the emergency regulation to support water conservation ([Resolution No. 2015-0032](#)), which became effective May 18, 2015 upon approval by OAL and expires February 13, 2016;
12. State Water Board estimates that suppliers and their customers will save more than one million acre-feet of water in response to the extended regulation. This savings will be in addition to the 1.2 million acre-feet the State is on track to have saved from June 2015 through February 2016;



13. Under the May 5, 2015 emergency regulation, urban water suppliers, large and small, have reduced statewide potable water usage more than 25 percent compared to 2013, through the significant efforts of the suppliers and their customers;
14. In many areas, 50 percent or more of daily water use is for lawns and outdoor landscaping. Outdoor water use is generally discretionary, and many irrigated landscapes will survive while receiving a decreased amount of water;
15. Although urban water suppliers have placed restrictions on outdoor watering, the State Water Board continues to receive reports of excessive outdoor water use, and not all suppliers have achieved their conservation standards under the May 5, 2015 emergency regulation;
16. Water conservation is the easiest, most efficient and most cost-effective way to quickly reduce water demand and extend supplies into the next year, providing flexibility for all California communities. Water saved this summer is water available later in the season or next year, reducing the likelihood of even more severe water shortages should the drought continue;
17. Education and enforcement against water waste is a key tool in conservation programs. When conservation becomes a social norm in a community, the need for enforcement is reduced or eliminated;
18. Public information and awareness is critical to achieving conservation goals, and the Save Our Water campaign, run jointly by the Department of Water Resources (DWR) and the Association of California Water Agencies, is an excellent resource for conservation information and messaging that is integral to effective drought response (<http://saveourwater.com>);
19. Many California communities are facing social and economic hardship due to this drought. The rest of us can make adjustments to our water use, including landscape choices that conserve even more water;
20. The California Constitution declares, at article X, section 2, that the water resources of the state must be put to beneficial use in a manner that is reasonable and not wasteful. Relevant to the current drought conditions, the California Supreme Court has clarified that "what may be a reasonable beneficial use, where water is present in excess of all needs, would not be a reasonable beneficial use in an area of great scarcity and great need. What is a beneficial use at one time may, because of changed conditions, become a waste of water at a later time." (*Tulare Dist. v. Lindsay Strathmore Dist.* (1935) 3 Cal.2d 489, 567.) In support of water conservation, the legislature has, through Water Code section 1011, deemed reductions in water use due to conservation as equivalent to reasonable beneficial use of that water. Accordingly, this regulation is in furtherance of article X, section 2 during this drought emergency. This temporary emergency regulation is not to be used in any future administrative or judicial proceedings as evidence or finding of waste and unreasonable use of any individual water user or water supplier subject to this regulation, and are not to affect or otherwise limit any rights to water conserved under applicable law, including without limitation, water conserved consistent with Water Code section 1011;



21. Directive two of the Governor's April 1, 2015 Executive Order directs the State Water Board to consider the relative per capita usage of each urban water supplier's service area and require that areas with high per capita use achieve proportionally greater reductions than areas with low per capita use;
22. On December 21, 2015, the State Water Board issued a draft framework proposing modest adjustments to the May 5 emergency regulation structure, keeping the increasing levels of required water reduction based upon residential per capita per day use (R-GPCD), and adding several credits that reduce a supplier's required water reduction based on certain conditions. The State Water Board solicited public comments on the proposed framework and received over 200 comments, primarily relating to the levels and types of credits and consideration of updated drought conditions in April 2016, at which time more information will be available on 2016 snowpack and reservoir levels;
23. On January 15, 2016 the State Water Board issued draft regulatory language for public comment based on the December 21, 2015 framework and the comments received. The draft regulatory language reflected careful consideration of all comments including those directed at the levels of required reduction. The draft regulatory language extends the May 2015 emergency regulation, that otherwise would expire on February 13, 2016, and provides modest equity credits and adjustments to address geographic climate differences, new growth, and investments made in new, local, drought resilient potable water supplies;
24. On January 22, 2016, the State Water Board initiated the formal emergency rulemaking process by issuing public notice that it would consider the adoption of the emergency regulation at the Board's regularly-scheduled February 2, 2016 public meeting, in accordance with applicable State laws and regulations. The State Water Board also distributed for public review and comment a Finding of Emergency that complies with State laws and regulations;
25. As discussed above, the State Water Board is adopting the extended emergency regulation as directed by the Governor in Executive Order B-36-15 based on the need for prompt action to prevent the waste and unreasonable use of water and to promote conservation because the May 15 emergency regulation is set to expire on February 13, 2016, emergency drought conditions still exist, and stakeholders have requested reasonable and modest adjustments to the existing emergency regulation; and
26. Nothing in the regulation or in the enforcement provisions of the regulation precludes a local agency from exercising its authority to adopt more stringent conservation measures. Moreover, the Water Code does not impose a mandatory penalty for violations of the regulation adopted by this resolution, and local agencies retain the enforcement discretion in enforcing the regulation to the extent authorized. Local agencies are encouraged to develop their own progressive enforcement practices to promote conservation.

THEREFORE BE IT RESOLVED THAT:

1. The State Water Board readopts California Code of Regulations, title 23, sections 863, 864, 865 and 866, as appended to this resolution as an emergency regulation;
2. State Water Board staff will submit the regulation to OAL for final approval;
3. If, during the approval process, State Water Board staff, the State Water Board, or OAL determines that minor corrections to the language of the regulation or supporting documentation are needed for clarity or consistency, the State Water Board Executive Director or the Executive Director's designee may make such changes;
4. This regulation shall remain in effect for 270 days after filing with the Secretary of State unless the State Water Board determines that it is no longer necessary due to changed conditions, or unless the State Water Board renews the regulation due to continued drought conditions as described in Water Code section 1058.5;
5. In consideration of the fact that Executive Order B-36-15 directs the State Water Board to extend restrictions to achieve statewide reductions in urban potable water usage if drought conditions persist through January 2016, and the fact that in many years a significant portion of the state's rainfall and snowpack occur in February and March, the State Water Board directs staff to monitor and evaluate available data on precipitation, snowpack, reservoir storage levels, and other factors and report back to the Board in March and April, 2016 and, if conditions warrant, bring a proposal for rescission or adjustment of this regulation to the Board no later than the second regularly-scheduled May 2016 Board meeting;
6. The State Water Board directs staff to provide the Board with monthly updates on the implementation of the emergency regulation and its effect;
7. The State Water Board directs staff to condition funding upon compliance with the emergency regulation, to the extent feasible;
8. The State Water Board directs staff to work with DWR and the Save Our Water campaign to disseminate information regarding the emergency regulation; and
9. The State Water Board directs staff to update the electronic reporting portal to include data fields for reporting required by the emergency regulation.

THEREFORE BE IT FURTHER RESOLVED THAT:

10. The State Water Board shall work with DWR, the Public Utilities Commission, and other agencies to support urban water suppliers' actions to implement rates and pricing structures to incent additional conservation, as required by directive eight in the Governor's April 1, 2015 Executive Order. The Fourth District Court of Appeal's recent Decision in *Capistrano Taxpayer Association Inc. v. City of San Juan Capistrano* (G048969) does not foreclose the use of conservation-oriented rate structures;

11. The State Water Board calls upon water suppliers to:

- a. ensure that adequate personnel and financial resources exist to implement conservation requirements not only for 2016, but also for another year of drought should it occur. Water suppliers that face budget shortfalls due to reduced sales should take immediate steps to raise necessary revenues in a way that actively promotes continued conservation;
- b. expedite implementation of new conservation programs by minimizing internal review periods and utilizing emergency authorities, as appropriate;
- c. consider the relative water use and conservation practices of their customers and target those with higher water use to achieve proportionally greater reductions than those with low use;
- d. minimize financial impacts to low-income customers;
- e. preserve safe indoor water supplies in areas with very low R-GPCD and where necessary to protect public health and safety;
- f. promote low-water use methods of preserving appropriate defensible space in fire-prone areas, consistent with local fire district requirements;
- g. educate customers on the preservation of trees;
- h. promote on-site reuse of water; and
- i. promptly notify staff of the supplier's need for an alternate method of compliance pursuant to resolved paragraph 18.

12. The State Water Board calls upon all businesses within California's travel and tourism sectors to inform visitors of California's drought situation and actions visitors should take to conserve water;

13. The State Water Board calls upon all homeowners' associations to support and cooperate with water suppliers' and their residents' efforts to conserve water in community apartment projects, condominium projects, planned developments, and stock cooperatives statewide;

14. The State Water Board commends wholesale water agencies that have set aggressive conservation targets for their retail water suppliers and who have invested heavily in subsidizing efficiency measures such as turf and toilet rebates, recycled water production, and other potable water augmentation measures;

15. The State Water Board commends water suppliers that have made investments to boost drought-resistant supplies, such as advanced treated recycled water and desalination. Those investments help to make communities more resilient in the face of drought and the Board is committed to moving towards a more resilience based approach to emergency water conservation and in any permanent measures going forward;

16. The State Water Board commends the many water suppliers that have taken steps and made systemic changes that have led to them surpassing their 20x2020 conservation targets as well as their emergency conservation targets. Long-term conservation efforts are critical to maintaining economic and social well-being, especially in light of the impacts of climate change on California's hydrology;
17. During this drought emergency, heightened conservation that extends urban resilience is necessary. The State Water Board's focus is primarily on immediate reductions in outdoor water use. Some short-term conservation efforts, such as landscape conversions and installation of efficient appliances, will also support long-term conservation objectives, and are encouraged wherever possible;
18. The State Water Board recognizes that some commercial and industrial customers, while accounting for a significant portion of total use in a service area, have already taken steps to significantly reduce their water consumption and cannot further reduce their use without substantial impacts. However, the Board also recognizes that in many areas there are significant opportunities for reductions in water use by industries and commercial enterprises that have yet to take action, especially those with large areas of non-functional turf. The Board directs staff to respond promptly upon receipt of any request for alternate enforceable methods of compliance. If the supplier believes the conservation standard is unachievable due to firm commercial and industrial water use and residential use reductions that would affect public health and safety, it should provide any supporting information or documentation for an alternate method of compliance;
19. Some water suppliers have called for further refinement of the tiers and have called for an approach that provides greater recognition for early investments in conservation; the development of local, drought resistant water supplies that include banked groundwater; regional compliance mechanisms; differing regional water supply conditions; climate; and health and safety needs. These suggestions and many others have been considered in the context of the current drought emergency, will inform any revisions to these emergency regulations during the spring as the 2016 water supply information becomes more complete, and are separately important considerations for the development of a more comprehensive long-term conservation framework. The State Water Board directs staff to continue working with stakeholders on further refinement of these emergency water conservation regulations to be considered in tandem with an assessment of where the current winter precipitation leaves us; and
20. The California Water Action Plan calls for making conservation a way of life, increasing regional water self-reliance, and expanding storage capacity, among other actions. Long term water security will depend on implementing a range of actions and the State Water Board recognizes that these actions must advance in a complementary manner such that one action does not impede the progress of another. The State Water Board recognizes that conservation requirements implemented in response to critical drought conditions differ from those actions needed to optimize urban water use efficiency and build resilience over the long-term. Resilience to drought requires a combination of water efficiency and the development of new sustainable supplies, such as recycling, stormwater capture and re-use, local storage to capture water in wet years for use in dry years, and other actions. However, the effect of climate change on California weather patterns and snowpack will undoubtedly put increased pressure on the water supply and pose greater risk for extreme weather conditions, including longer and more severe

droughts. It is imperative that State agencies and water suppliers have the information and mechanisms needed to best respond to critical drought emergencies and that all sources of urban water be used efficiently over the long-term. Staff is directed to engage the Department of Water Resources in developing a proposed framework for enhanced urban water conservation, efficiency and resilience. Staff is directed to report back to the Board on options for transitioning to a more resilience-based approach to dealing with the future by May 1 after continuing conversations with stakeholders and the Department of Water Resources.

### CERTIFICATION


The undersigned Clerk to the Board does hereby certify that the foregoing is a full, true, and correct copy of a resolution duly and regularly adopted at a meeting of the State Water Resources Control Board held on February 2, 2016.

AYE: Chair Felicia Marcus  
Vice Chair Frances Spivy-Weber  
Board Member Steven Moore

NAY: None

ABSENT: Board Member Tam M. Doduc  
Board Member Dorene D'Adamo

ABSTAIN: None

  
\_\_\_\_\_  
Jeanine Townsend  
Clerk to the Board

# ATTACHMENT

## III

### Adopted Text of Emergency Regulations

## ADOPTED TEXT OF EMERGENCY REGULATION

### Article 22.5. Drought Emergency Water Conservation.

#### Sec. 863. Findings of Drought Emergency.

(a) The State Water Resources Control Board finds as follows:

(1) On January 17, 2014, the Governor issued a proclamation of a state of emergency under the California Emergency Services Act based on drought conditions;

(2) On April 25, 2014, the Governor issued a proclamation of a continued state of emergency under the California Emergency Services Act based on continued drought conditions;

(3) On April 1, 2015, the Governor issued an Executive Order that, in part, directs the State Board to impose restrictions on water suppliers to achieve a statewide 25 percent reduction in potable urban usage through February, 2016; require commercial, industrial, and institutional users to implement water efficiency measures; prohibit irrigation with potable water of ornamental turf in public street medians; and prohibit irrigation with potable water outside newly constructed homes and buildings that is not delivered by drip or microspray systems;

(4) On November 13, 2015, the Governor issued an Executive Order that directs the State Board to, if drought conditions persist through January 2016, extend until October 31, 2016 restrictions to achieve a statewide reduction in potable usage;

(4~~5~~) The drought conditions that formed the basis of the Governor's emergency proclamations continue to exist; and

~~(5) The present year is critically dry and has been immediately preceded by two or more consecutive below normal, dry, or critically dry years; and~~

(6) The drought conditions will likely continue for the foreseeable future and additional action by both the State Water Resources Control Board and local water suppliers will likely be necessary to prevent waste and unreasonable use of water and to further promote conservation.

Authority: Section 1058.5, Water Code.

References: Cal. Const., Art., X § 2; Sections 102, 104, 105, and 275, Water Code; *Light v. State Water Resources Control Board* (2014) 226 Cal.App.4th 1463.

#### Sec. 864. End-User Requirements in Promotion of Water Conservation.

(a) To prevent the waste and unreasonable use of water and to promote water conservation, each of the following actions is prohibited, except where necessary to address an immediate health and safety need or to comply with a term or condition in a permit issued by a state or federal agency:

(1) The application of potable water to outdoor landscapes in a manner that causes runoff such that water flows onto adjacent property, non-irrigated areas, private and public walkways, roadways, parking lots, or structures;

(2) The use of a hose that dispenses potable water to wash a motor vehicle, except where the hose is fitted with a shut-off nozzle or device attached to it that causes it to cease dispensing water immediately when not in use;

(3) The application of potable water to driveways and sidewalks; and

- (4) The use of potable water in a fountain or other decorative water feature, except where the water is part of a recirculating system;
  - (5) The application of potable water to outdoor landscapes during and within 48 hours after measurable rainfall;
  - (6) The serving of drinking water other than upon request in eating or drinking establishments, including but not limited to restaurants, hotels, cafes, cafeterias, bars, or other public places where food or drink are served and/or purchased;
  - (7) The irrigation with potable water of ornamental turf on public street medians;
- and
- (8) The irrigation with potable water of landscapes outside of newly constructed homes and buildings in a manner inconsistent with regulations or other requirements established by the California Building Standards Commission and the Department of Housing and Community Development.

(b) To promote water conservation, operators of hotels and motels shall provide guests with the option of choosing not to have towels and linens laundered daily. The hotel or motel shall prominently display notice of this option in each guestroom using clear and easily understood language.

(c) Immediately upon this subdivision taking effect, all commercial, industrial and institutional properties that use a water supply, any portion of which is from a source other than a water supplier subject to section 865, shall either:

(1) Limit outdoor irrigation of ornamental landscapes or turf with potable water to no more than two days per week; or

(2) Reduce potable water usage supplied by sources other than a water supplier by 25 percent for the months of June 2015 through ~~February~~ October 2016 as compared to the amount used from those sources for the same months in 2013.

(d) The taking of any action prohibited in subdivision (a) or (e), or the failure to take any action required in ~~subdivisions~~ subdivision (b) or (c), is an infraction, punishable by a fine of up to five hundred dollars (\$500) for each day in which the violation occurs. The fine for the infraction is in addition to, and does not supersede or limit, any other remedies, civil or criminal.

(e)(1) To prevent the waste and unreasonable use of water and to promote water conservation, any homeowners' association or community service organization or similar entity is prohibited from:

(A) Taking or threatening to take any action to enforce any provision of the governing documents or architectural or landscaping guidelines or policies of a common interest development where that provision is void or unenforceable under section 4735, subdivision (a) of the Civil Code; or

(B) Imposing or threatening to impose a fine, assessment, or other monetary penalty against any owner of a separate interest for reducing or eliminating the watering of vegetation or lawns during a declared drought emergency, as described in section 4735, subdivision (c) of the Civil Code.

(2) As used in this subdivision:

(A) "Architectural or landscaping guidelines or policies" includes any formal or informal rules other than the governing documents of a common interest development.

(B) "Homeowners' association" means an "association" as defined in section 4080 of the Civil Code.



(C)“Common interest development” has the same meaning as in section 4100 of the Civil Code.

(D)“Community service organization or similar entity” has the same meaning as in section 4110 of the Civil Code.

(E) “Governing documents” has the same meaning as in section 4150 of the Civil Code.

(F) “Separate interest” has the same meaning as in section 4185 of the Civil Code.

(3) If a disciplinary proceeding or other proceeding to enforce a rule in violation of subdivision (e)(1) is initiated, each day the proceeding remains pending shall constitute a separate violation of this regulation.

Authority: Section 1058.5, Water Code.

References: Cal. Const., Art., X § 2; Sections 4080, 4100, 4110, 4150, 4185, and 4735, Civil Code; Sections 102, 104, 105, 275, 350, and 10617, Water Code; *Light v. State Water Resources Control Board* (2014) 226 Cal.App.4th 1463.

#### Sec. 865. Mandatory Actions by Water Suppliers.

(a) As used in this section:

(1) “Distributor of a public water supply” has the same meaning as under section 350 of the Water Code, except it does not refer to such distributors when they are functioning solely in a wholesale capacity, but does apply to distributors when they are functioning in a retail capacity.

(2) “R-GPCD” means residential gallons per capita per day.

(3) “Total potable water production” means all potable water that enters into a water supplier’s distribution system, excluding water placed into storage and not withdrawn for use during the reporting period, or water exported outside the supplier’s service area.

(4) “Urban water supplier” means a supplier that meets the definition set forth in Water Code section 10617, except it does not refer to suppliers when they are functioning solely in a wholesale capacity, but does apply to suppliers when they are functioning in a retail capacity.

(b) In furtherance of the promotion of water conservation each urban water supplier shall:

(1) Provide prompt notice to a customer whenever the supplier obtains information that indicates that a leak may exist within the end-user’s exclusive control.

(2) Prepare and submit to the State Water Resources Control Board by the 15th of each month a monitoring report on forms provided by the Board. The monitoring report shall include the amount of potable water the urban water supplier produced, including water provided by a wholesaler, in the preceding calendar month and shall compare that amount to the amount produced in the same calendar month in 2013. The monitoring report shall specify the population served by the urban water supplier, the percentage of water produced that is used for the residential sector, descriptive statistics on water conservation compliance and enforcement efforts, and the number of days that outdoor irrigation is allowed, and monthly commercial, industrial and institutional sector use.

The monitoring report shall also estimate the gallons of water per person per day used by the residential customers it serves.

(c)(1) To prevent the waste and unreasonable use of water and to meet the requirements of the Governor's ~~April 4~~ November 13, 2015 Executive Order, each urban water supplier shall reduce its total potable water production by the percentage identified as its conservation standard in this subdivision. Each urban water supplier's conservation standard considers its service area's relative per capita water usage.

(2) Each urban water supplier whose source of supply does not include groundwater or water imported from outside the hydrologic region in which the water supplier is located, and that has a minimum of four years' reserved supply available may, submit to the Executive Director for approval a request that, in lieu of the reduction that would otherwise be required under paragraphs (3) through (10), the urban water supplier shall reduce its total potable water production by 4 percent for each month as compared to the amount used in the same month in 2013. Any such request shall be accompanied by information showing that the supplier's sources of supply do not include groundwater or water imported from outside the hydrologic region and that the supplier has a minimum of four years' reserved supply available.

(3) Each urban water supplier whose average July-September 2014 R-GPCD was less than 65 shall reduce its total potable water production by 8 percent for each month as compared to the amount used in the same month in 2013.

(4) Each urban water supplier whose average July-September 2014 R-GPCD was 65 or more but less than 80 shall reduce its total potable water production by 12 percent for each month as compared to the amount used in the same month in 2013.

(5) Each urban water supplier whose average July-September 2014 R-GPCD was 80 or more but less than 95 shall reduce its total potable water production by 16 percent for each month as compared to the amount used in the same month in 2013.

(6) Each urban water supplier whose average July-September 2014 R-GPCD was 95 or more but less than 110 shall reduce its total potable water production by 20 percent for each month as compared to the amount used in the same month in 2013.

(7) Each urban water supplier whose average July-September 2014 R-GPCD was 110 or more but less than 130 shall reduce its total potable water production by 24 percent for each month as compared to the amount used in the same month in 2013.

(8) Each urban water supplier whose average July-September 2014 R-GPCD was 130 or more but less than 170 shall reduce its total potable water production by 28 percent for each month as compared to the amount used in the same month in 2013.

(9) Each urban water supplier whose average July-September 2014 R-GPCD was 170 or more but less than 215 shall reduce its total potable water production by 32 percent for each month as compared to the amount used in the same month in 2013.

(10) Each urban water supplier whose average July-September 2014 R-GPCD was 215 or more shall reduce its total potable water production by 36 percent for each month as compared to the amount used in the same month in 2013.

(d)(1) Beginning June 1, 2015, each urban water supplier shall comply with the conservation standard specified in subdivision (c), as modified by subdivision (f).

(2) Compliance with the requirements of this subdivision shall be measured monthly and assessed on a cumulative basis through October 2016.

(e)(1) Each urban water supplier that provides potable water for commercial agricultural use meeting the definition of Government Code section 51201, subdivision (b), may subtract the amount of water provided for commercial agricultural use from its potable water production total, provided that any urban water supplier that subtracts any water provided for commercial agricultural use from its total potable water production shall:

(A) Impose reductions determined locally appropriate by the urban water supplier, after considering the applicable urban water supplier conservation standard specified in subdivision (c), for commercial agricultural users meeting the definition of Government Code section 51201, subdivision (b) served by the supplier;

(B) Report its total potable water production pursuant to subdivision (b)(2) of this section, the total amount of water supplied for commercial agricultural use, and shall identify the reduction imposed on its commercial agricultural users and each recipient of potable water for commercial agricultural use;

(C) Certify that the agricultural uses it serves meet the definition of Government Code section 51201, subdivision (b); and

(D) Comply with the Agricultural Water Management Plan requirement of paragraph 12 of the April 1, 2015 Executive Order for all commercial agricultural water served by the supplier that is subtracted from its total potable water production.

(2) Submitting any information pursuant to subdivision (e)(1)(B), (C), (D) or (E) of this section that is found to be materially false by the ~~board~~ Board is a violation of this regulation, punishable by civil liability of up to five hundred dollars (\$500) for each day in which the violation occurs. Every day that the error goes uncorrected constitutes a separate violation. Civil liability for the violation is in addition to, and does not supersede or limit, any other remedies, civil or criminal.

(f) In consideration of the differences in climate affecting different parts of the state, growth experienced by urban areas and significant investments that have been made by some suppliers towards creating new, local, drought-resilient sources of potable water supply, an urban water supplier's conservation standard identified in subdivision (c) shall be reduced by an amount, not to exceed eight (8) percentage points total, as follows:

(1) For an urban water supplier whose service area evapotranspiration (ETo) for the months of July through September exceeds the statewide average evapotranspiration, as determined by the Board, for the same months by five (5) percent or more, the supplier's conservation standard identified in subdivision (c) shall be reduced:

(A) By two (2) percentage points if the supplier's service area evapotranspiration exceeds the statewide average by five (5) percent or more but less than ten (10) percent;

(B) By three (3) percentage points if the supplier's service area evapotranspiration exceeds the statewide average by ten (10) percent or more but less than twenty (20) percent;

(C) By four (4) percentage points if the supplier's service area evapotranspiration exceeds the statewide average by twenty (20) percent or more.

(D) Statewide average evapotranspiration is calculated as the arithmetic mean of all urban water suppliers' service area default evapotranspiration values for the months of July through September. Default service area evapotranspiration will be based on the California Irrigation Management System (CIMIS) ETo Zones Map zone for which the supplier's service area has the greatest area of overlap. In lieu of applying its default

service area evapotranspiration, a supplier may use specific data from CIMIS stations within its service area that have at least a five-year period of record, or a three year continuous period of record, to identify a more specifically-applicable evapotranspiration for its service area. If no CIMIS station exists within the supplier's service area, a weather station of comparable accuracy, meeting the preceding period of record requirements, may be used. To qualify for the in-lieu climate adjustment the supplier shall submit the following data to the Board by March 15, 2016 for each station: station ID; station location; and monthly average evapotranspiration, in inches per month, for July, August, and September for either the five-year period of record or the three-year continuous period of record.

(2) To account for water efficient growth experienced in the state since 2013, urban water suppliers' conservation standards shall be reduced by the product of the percentage change in potable water production since 2013 and the percentage reduction in potable water use required pursuant to subdivision (c), rounded to the nearest whole percentage point. Change in potable water production since 2013 shall be calculated as the sum of the following:

(A) The number of additional permanent residents served since January 1, 2013, multiplied the average residential water use per person for that supplier's service area during the months of February through October, 2015, in gallons; and

(B) The number of new commercial, industrial and institutional connections since January 1, 2013, multiplied by the average commercial, industrial and institutional water use per connection for that supplier's service area during the months of February through October, 2015, in gallons.

(C) To qualify for the growth credit the supplier shall submit to the Board the following data by March 15, 2016: the number of additional permanent residents served since January 1, 2013; the area of new residential landscaping, in square feet, served by a supplier's service connections since January 1, 2013; and the number of new commercial, industrial and institutional connections since January 1, 2013.

(3) For an urban water supplier that supplies, contracts for, or otherwise financially invests in, water from a new local, drought-resilient source of supply, the use of which does not reduce the water available to another legal user of water or the environment, the conservation standard identified in subdivision (c) shall be reduced:

(A) By one (1) percentage point if the supplier's qualifying source of supply is one (1) percent or more but less than two (2) percent of the supplier's total potable water production;

(B) By two (2) percentage points if the supplier's qualifying source of supply is two (2) percent or more but less than three (3) percent of the supplier's total potable water production;

(C) By three (3) percentage points if the supplier's qualifying source of supply is three (3) percent or more but less than four (4) percent of the supplier's total potable water production;

(D) By four (4) percentage points if the supplier's qualifying source of supply is four (4) percent or more but less than five (5) percent of the supplier's total potable water production;

(E) By five (5) percentage points if the supplier's qualifying source of supply is five (5) percent or more but less than six (6) percent of the supplier's total potable water production;

(F) By six (6) percentage points if the supplier's qualifying source of supply is six (6) percent or more but less than seven (7) percent of the supplier's total potable water production;

(G) By seven (7) percentage points if the supplier's qualifying source of supply is seven (7) percent or more but less than eight (8) percent of the supplier's total potable water production;

(H) By eight (8) percentage points if the supplier's qualifying source of supply is eight (8) percent or more of the supplier's total potable water production;

(I) To qualify for this reduction the supplier must certify, and provide documentation to the Board upon request, demonstrating the percent of its total potable water production that comes from a local, drought-resilient source of supply developed after 2013, the supplier's investment in that local, drought-resilient source of supply, and that the use of that supply does not reduce the water available to another legal user of water or the environment. To qualify for this reduction a supplier shall submit the required certification to the Board by March 15, 2016;

(J) Certifications that do not meet the requirements of subdivision (f)(3)(I), including certifications for which documentation does not support that the source of supply is a local, drought-resilient source of supply, the use of which does not reduce the water available to another legal user of water or the environment, will be rejected. Submitting a certification or supporting documentation pursuant to subdivision (f)(3)(F) that is found to be materially false by the Board is a violation of this regulation, punishable by civil liability of up to five hundred dollars (\$500) for each day in which the violation occurs. Every day that the error goes uncorrected constitutes a separate violation. Civil liability for the violation is in addition to, and does not supersede or limit, any other remedies, civil or criminal.

(4) No supplier's conservation standard shall drop below eight (8) percent as a consequence of the reductions identified in this subdivision. No reduction pursuant to this subdivision shall be applied to any urban water supplier whose conservation standard is four (4) percent based on subdivision (c)(2).

(fg)(1) To prevent waste and unreasonable use of water and to promote water conservation, each distributor of a public water supply that is not an urban water supplier shall take one or more of the following actions:

(A) Limit outdoor irrigation of ornamental landscapes or turf with potable water by the persons it serves to no more than two days per week; or

(B) Reduce by 25 percent reduction its total potable water production relative to the amount produced in 2013.

(2) Each distributor of a public water supply that is not an urban water supplier shall submit a report by ~~December 15, 2015~~ September 15, 2016, on a form provided by the Board, that either confirms compliance with subdivision (fg)(1)(A) or identifies total potable water production, by month, from ~~June~~ December 2015 through ~~November~~ August, 2015 2016, and total potable water production, by month, for the same months in 2013.

Authority: Section 1058.5, Water Code.

References: Cal. Const., Art., X § 2; Sections 102, 104, 105, 275, 350, 1846, 10617 and 10632, Water Code; *Light v. State Water Resources Control Board* (2014) 226 Cal.App.4th 1463.

Sec. 866. Additional Conservation Tools.

(a)(1) To prevent the waste and unreasonable use of water and to promote conservation, when a water supplier does not meet its conservation standard required by section 865 the Executive Director, or the Executive Director's designee, may issue conservation orders requiring additional actions by the supplier to come into compliance with its conservation standard.

(2) A decision or order issued under this article by the ~~board~~Board or an officer or employee of the ~~board~~Board is subject to reconsideration under article 2 (commencing with section 1122) of chapter 4 of part 1 of division 2 of the California Water Code.

(b) The Executive Director, or his designee, may issue an informational order requiring water suppliers, or commercial, industrial or institutional properties that receive any portion of their supply from a source other than a water supplier subject to section 865, to submit additional information relating to water production, water use or water conservation. The failure to provide the information requested within 30 days or any additional time extension granted is a violation subject to civil liability of up to \$500 per day for each day the violation continues pursuant to Water Code section 1846.

(c) Orders issued under previous versions of this subdivision shall remain in effect and shall be enforceable as if adopted under this version.

Authority: Section 1058.5, Water Code.

References: Cal. Const., Art., X § 2; Sections 100, 102, 104, 105, 174, 186, 187, 275, 350, 1051, 1122, 1123, 1825, 1846, 10617 and 10632, Water Code; *Light v. State Water Resources Control Board* (2014) 226 Cal.App.4th 1463.



**Beaumont-Cherry Valley Water District  
Regular Board Meeting  
February 10<sup>th</sup>, 2016**

**DATE:** February 4<sup>th</sup>, 2016

**TO:** Board of Directors

**FROM:** Eric Fraser, General Manager

**SUBJECT:** Consideration of Resolution 2016-02 A Resolution of the Board of Directors Supporting Changes to the Governance Structure of the San Gorgonio Pass Water Agency to Improve the Efficiency and Effectiveness of the Organization.

---

**Recommendation**

It is recommended the Board consider and approve the attached Resolution authorizing the General Manager take the appropriate actions necessary to implement a legislative change in the governance structure of the San Gorgonio Pass Water Agency.

**Background**

In February of 2014 the Board of Directors discussed several issues of concern regarding the operations of the San Gorgonio Pass Water Agency (SGPWA). As a result of those discussions staff was directed to move forward with developing resolution to those and other issues. Those areas of concern included:

- The SGPWA continuing to move ahead with the expenditure of millions of dollars for their new recharge facility without clearly demonstrating alternatives, or a specific quantifiable need or plan to operate the facility which is immediately adjacent to the BCVWD Noble Creek Recharge Facility.
- A rate structure that includes a reliability component to purchase new water capacity and implementing those charges without any new water capacity being purchased.
- A rate structure that incorporates a surcharge for water delivered downstream of the Cherry Valley Pump Station which has been demonstrated to not be necessary under all conditions.
- The adoption of Water Delivery Policies that give priority to the SGPWA for deliveries of water rather than those of the retail agencies that purchase water from the SGPWA.
- The adoption of Water Delivery Policies that ignore prior period shortfalls in requested deliveries.
- A rate structure that fails to reflect the actual cost of water delivered to the retail agencies resulting in excess charges levied exceeding several million dollars to retail agency ratepayers.



- The failure of SGPWA to procure water supplies necessary to meet the regional water demand.

According to Bulletin 132.14, the State of California Department of Water Resources has delivered a total of 76,369 acre-feet of water to the SGPWA. Nearly 65-percent of that water was purchased by the BCVWD. In recent years, purchases by BCVWD typically run from \$970,000 to \$2,600,000 which constitutes 70-80 percent of the water sold by SGPWA. The current governance structure is such that the retail agencies such as BCVWD and their customers are not being adequately represented. Attempts have been made to discuss these and other issues with the SGPWA and were typically either ignored, limited to three-minutes during comment periods at regular meetings and/or essentially met with no desire to develop real solutions.

Currently, the SGPWA has nearly twice as many board members as staff. Hundreds of thousands of dollars have been spent on expenses such as per-diem stipends, board member health insurance, board member miscellaneous medical expense stipends, travel and overnight lodging expenses to events that are only a thirty-minute drive from the agency headquarters, etc. The expenditure of these types of rate and taxpayer funds would be dramatically reduced or eliminated under the proposed restructuring. Agencies such as the San Diego County Water Authority, Metropolitan Water District of Southern California, and Central Coast Water Agency utilize a governance structure where each member agency is represented on the Board of Directors. This provides for an efficient and cost effective level of representation.

### **Financial Impact**

The cost to ratepayers in the region could be reduced by several million dollars once the revised governance structure is in place by implementing a rate structure that represents the cost of service, elimination of per-diem and associated board member benefits and the execution of a conservative fiscal strategy that does not impact the need to provide a reliable source of water supply to the region.



## **RESOLUTION NO. 2016-02**

### **RESOLUTION OF THE BOARD OF DIRECTORS OF THE BEAUMONT-CHERRY VALLEY WATER DISTRICT SUPPORTING CHANGES TO THE GOVERNANCE STRUCTURE OF THE SAN GORGONIO PASS WATER AGENCY TO IMPROVE THE EFFICIENCY AND EFFECTIVENESS OF THE ORGANIZATION**

**WHEREAS**, on November 8, 1960, the Burns-Porter Act, formally known as the California Water Resources Development Bond Act, was approved by California voters authorizing the construction of the California State Water Project; and

**WHEREAS**, on July 12, 1961, Governor Pat Brown signed the San Gorgonio Pass Water Agency Act creating the San Gorgonio Pass Water Agency to, among other things, acquire, or contract to acquire, waterworks or a waterworks system, and other property useful or necessary to store, convey, supply, or otherwise make use of water, within a specified area of the County of Riverside; and

**WHEREAS**, the seven member Board of Directors of the San Gorgonio Pass Water Agency first met on September 22, 1961 and began discussions with the State of California Department of Water Resources to secure a water supply to the region from the California State Water Project; and

**WHEREAS**, on November 16, 1962, the San Gorgonio Pass Water Agency entered into a water supply contract with the State of California Department of Water Resources, pursuant to the provisions of the California Water Resources Development Bond Act, the State Central Valley Project Act, and other applicable laws of the State of California securing 15,000 acre feet as a maximum annual entitlement from the California State Water Project; and

**WHEREAS**, on January 19, 1965, the San Gorgonio Pass Water Agency entered into Amendment No. 2 to the water supply contract with the State of California, Department of Water Resources, which increased the maximum annual entitlement of the California State Water Project from 15,000 acre feet to 17,300 acre feet per year; and

**WHEREAS**, the current configuration of the Department of Water Resources, State Water Project includes thirty dams (29 of which impound water), twenty reservoirs, twenty-nine pumping and generating plants, and approximately seven hundred miles of aqueducts; and

**WHEREAS**, with the completion of the first phase of the California State Water Project - East Branch Extension in 2003, the San Gorgonio Pass Water Agency was able to begin the delivery of water from the California State Water Project to the retail water suppliers in its service area.

**WHEREAS**, the State of California, Department of Water Resources publishes Bulletin 132, the Management of the State Water Project to describe the State Water Project status, operations and water deliveries with updated project costs and financing, water supply planning, power operations and significant events that affect State Water Project management with the first report being published in 1963; and

**WHEREAS**, according to Table B-5B of the State of California, Department of Water Resources, Bulletin 132-14, Management of the California State Water Project, dated November 2015, the annual water quantities delivered to the San Geronio Pass Water Agency has been tabulated and illustrated on Exhibit "A" attached to this Resolution.

**WHEREAS**, according to Table 1-6 of the State of California, Department of Water Resources, Bulletin 132-14, Management of the California State Water Project, dated November 2015, the long-term water supply contracting agencies have paid \$18,459,715,722 and received cumulative water deliveries of 97,103,865 acre feet as of December 31, 2013, which represents a cost:benefit ratio of \$190 per acre foot; and

**WHEREAS**, according to Table 1-6 of the State of California, Department of Water Resources, Bulletin 132-14, Management of the California State Water Project, dated November 2015, the retail water suppliers and property owners of the San Geronio Pass Water Agency have paid \$155,826,190 and received cumulative water deliveries of 57,662 acre feet as of December 31, 2013, which represents a cost:benefit ratio of \$2,702 per acre foot, compared to the same cost:benefit ratio of the neighboring State Water Contractor San Bernardino Valley Municipal Water District of \$690 per acre foot.

**NOW, THEREFORE**, the Board of Directors of the Beaumont-Cherry Valley Water District hereby **RESOLVES, DETERMINES**, and **ORDERS** as follows:

1. That the San Geronio Pass Water Agency has achieved the goal of completing the first phase of the California State Water Project - East Branch Extension in 2003, and that the second phase of the California State Water Project - East Branch Extension is expected to be completed in 2017. The Board of Directors and staff members of the San Geronio Pass Water Agency are hereby commended for their achievements over the past fifty five years for bringing California State Water Project infrastructure to serve the Pass Area.
2. The operation of the California State Water Project are complex and require unequivocal integration and long-term planning by the Department of Water Resources and retail water suppliers served by the San Geronio Pass Water Agency to properly implement policies and practices related to, but not limited to:
  - a. Imported Water Rates;
  - b. Ad Valorem Property Taxes;
  - c. California Department of Water Resources Off-Aqueduct Power Charges;
  - d. Long-Term Capital Needs and California State Water Project Improvements;
  - e. Preparation of Urban Water Management Plans;
  - f. Water Quality and Salinity Control Measures Consistent with the Basin Planning Documents Adopted by the Santa Ana Regional Water Quality Control Board and the Colorado River Basin Regional Water Quality Control Board;
  - g. And Other Related Issues.
3. To maximize the efficiency and effectiveness of the San Geronio Pass Water Agency, the Board of Directors of the Beaumont-Cherry Valley Water District supports the restructuring of the Board of Directors of the San Geronio Pass Water Agency in such a manner that accomplishes the following goals:

- a. Reduces the number of Board of Directors of the San Gorgonio Pass Water Agency from seven members to five members.
  - b. Changes the existing governance structure of the Board of Directors of the San Gorgonio Pass Water Agency to consist of an appointed individual from representative public agencies, defined as a municipal corporation organized under the provisions of general law or chartered law, a special district, a county water district, an irrigation district, or any other public corporation of agency within the State of California of similar character, with the power to acquire, distribute, and provide retail drinking water service, that provides drinking water services within the boundary of the San Gorgonio Pass Water Agency to residents that live on taxable property within the San Gorgonio Pass Water Agency.
4. The General Manager of the Beaumont-Cherry Valley Water District is hereby directed to take the appropriate actions necessary to implement a legislative change in the governance structure of the San Gorgonio Pass Water Agency to provide the Beaumont-Cherry Valley Water District with direct representation as a voting member on the Board of Directors of the San Gorgonio Pass Water Agency to improve the operational efficiency and effectiveness in an effort to resolve regional water issues.
5. The Board of Directors of the Beaumont-Cherry Valley Water District hereby authorizes, supports, and sponsors legislation to achieve common goals of similar retail water suppliers in the service area of the San Gorgonio Pass Water Agency that adopt similar resolutions.

**PASSED, APPROVED and ADOPTED** This 10<sup>th</sup> day of February 2016.

ATTEST:

---

Jeffrey Cottrell, President  
to the Board of Directors of the  
Beaumont-Cherry Valley Water District

---

Director Daniel Slawson, Secretary to  
the Board of Directors of the  
Beaumont-Cherry Valley Water District

# Exhibit "A"

Acre Feet

