BEAUMONT-CHERRY VALLEY WATER DISTRICT
560 Magnolia Avenue, Beaumont, CA 92223

NOTICE AND AGENDA
REGULAR MEETING OF THE BOARD OF DIRECTORS
ENGINEERING WORKSHOP
Thursday, May 28, 2020 - 6:00 p.m.

TELECONFERENCE NOTICE

This meeting is hereby noticed pursuant to
California Government Code Section 54950 et. seq. and
California Governor's Executive Orders N-29-20 and N-33-20
The BCVWD Board of Directors will attend via teleconference
To access the teleconference:
*Please dial **712-770-4010** and Enter Code **754421***

Meeting materials are available on the BCVWD's website:
https://bcvwd.org/document-category/regular-board-agendas/

Call to Order: President Covington

Pledge of Allegiance: Director Williams

Invocation: Director Ramirez

Announcement of Teleconference Participation

Roll Call

Teleconference Verification

Public Comment

PUBLIC COMMENT:
At this time, any person may address the Board of Directors on matters within its jurisdiction which are not on the agenda. However, state law prohibits the Board from discussing or taking action on any item not listed on the agenda. Any non-agenda matters that require action will be referred to Staff for a report and possible action at a subsequent meeting. **Please limit your comments to three minutes.** Sharing or passing time to another speaker is not permitted.

ACTION ITEMS
Action may be taken on any item on the agenda. Information on the following items is included in the full Agenda Packet.

1. **Adjustments to the Agenda**

2. **Ordinance 2020-01: Waiver of Second Reading and Adoption of Ordinance 2020-01: Providing for Compensation of the Members of the Board of**

Directors of the Beaumont-Cherry Valley Water District and Superseding Ordinance 2007-01 (*Continued from April 8, 2020 Regular Meeting*) (pages 4-7)

3. **Letter of Support for Assembly Bill 2182 (Rubio) Related to Nonvehicular Air Pollution** (pages 8 - 13)

4. **Award of Contract for Landscape Services to Urban Habitat Landscape Contractors for an Amount Not to Exceed $67,900.00** (pages 14 - 15)

5. **Beaumont Master Drainage Plan Line 16 Pipeline Relocation Project and Estimated Costs** (pages 16 - 23)

6. **Update and Discussion on Sites Reservoir Progress to Date and Phase 2 Agreement** (pages 24 - 73)

7. **Update regarding Attendance at the Association of California Water Agencies Annual Summer Conference in Monterey, CA (now July 29 - 30, 2020)** (pages 74 - 75)

8. **Continued Review of Water Supply Assessment for Legacy Highlands Development Project located south of Highway 60 and west of Beaumont Avenue (Highway 79)** (pages 76 - 116)

9. **Update: Status of Local Emergency regarding the Impact of the Respiratory Illness Pandemic COVID-19 pursuant to Resolution 2020-07** (pages 117 - 120)

10. **Legislative Update** (pages 121 - 145)

11. **General Manager's Report**

12. **Topics for Future Meetings**

13. **Announcements** – *Pursuant to Governor's Executive Order N-33-20, all BCVWD Board and Committee meetings will be held via Teleconference until further notice or unless otherwise indicated below:*

    - Personnel Committee Special Meeting: Monday, June 1 at 5:30 p.m. (*Pending*)
    - Beaumont Basin Watermaster Committee: Wednesday, June 3, 2020 at 10 a.m.
    - Finance and Audit Committee Meeting: Thursday, June 4, 2020 at 3:00 p.m.
    - Regular Board Meeting: Wednesday, June 10, 2020 at 6:00 p.m.
    - Engineering Workshop: Thursday, June 25, 2020 at 6:00 p.m.
    - Collaborative Agencies Committee Meeting: Wednesday, July 1 at 5:00 p.m. (*teleconference pending*)

14. **Adjournment**

NOTICES

AVAILABILITY OF AGENDA MATERIALS - Agenda exhibits and other writings that are disclosable public records distributed to all or a majority of the members of the Beaumont-Cherry Valley Water District Board of Directors in connection with a matter subject to discussion or consideration at an open meeting of the Board of Directors are available for public inspection in the District's office, at 560 Magnolia Avenue, Beaumont, California ("District Office"). If such

writings are distributed to members of the Board less than 72 hours prior to the meeting, they will be available from the District Office at the same time as they are distributed to Board Members, except that if such writings are distributed one hour prior to, or during the meeting, they can be made available from the District Office in the Board Room of the District's Office. Materials may also be available on the District's website: www.bcvwd.org.

REVISIONS TO THE AGENDA - In accordance with §54954.2(a) of the Government Code (Brown Act), revisions to this Agenda may be made up to 72 hours before the Board Meeting, if necessary, after mailings are completed. Interested persons wishing to receive a copy of the set Agenda may pick one up at the District's Main Office, located at 560 Magnolia Avenue, Beaumont, California, up to 72 hours prior to the Board Meeting.

REQUIREMENTS RE: DISABLED ACCESS - In accordance with §54954.2(a), requests for a disability related modification or accommodation, including auxiliary aids or services, in order to attend or participate in a meeting, should be made to the District Office, at least 48 hours in advance of the meeting to ensure availability of the requested service or accommodation. The District Office may be contacted by telephone at (951) 845-9581, email at info@bcvwd.org or in writing at the Beaumont-Cherry Valley Water District, 560 Magnolia Avenue, Beaumont, California 92223.

CERTIFICATION OF POSTING

I certify that on or before May 25, 2020, a copy of the foregoing notice was posted near the regular meeting place of the Board of Directors of Beaumont-Cherry Valley Water District and to its website at least 72 hours in advance of the meeting (Government Code §54954.2(a)).

Yolanda Rodriguez,
Director of Finance and Administration

Beaumont-Cherry Valley Water District
Regular Board Meeting
May 28, 2020

Item 2

STAFF REPORT

TO: Board of Directors

FROM: Dan Jaggers, General Manager

SUBJECT: **Waive Second Reading and Consider Adoption of Ordinance 2020-01: Providing for Compensation of the Members of the Board of Directors of the Beaumont-Cherry Valley Water District and Superseding Ordinance 2007-01** (*Continued from the Regular meeting of April 8, 2020*)

Staff Recommendation

Waive the second reading and consider adoption of Ordinance 2020-01 Providing for Compensation of the Members of the Beaumont-Cherry Valley Water District Board of Directors and Superseding Ordinance 2007-01.

Background

At its November 25, 2019 meeting, the Personnel Committee directed Staff to bring back consideration of the per diem to the full Board with several options, and at its December 18, 2019 meeting the Board chose to move forward with consideration of a per diem increase to $260.

Per the requirements of Water Code Sections 20201 – 20203, a public hearing was held on March 26, 2020 and the Board of Directors voted to place Ordinance 2020-01 on the April 8, 2020 agenda for adoption. At the Regular Meeting of April 8, 2020, the Board properly continued the item to the May 28, 2020 meeting with a unanimous vote.

Summary

The Board should consider adoption of Ordinance 2020-01 which provides for an increase in per diem compensation. Said Ordinance 2020-01 would also supersede Ordinance 2007-01. If approved the effective date would be August 1, 2020 (60 days from adoption).

Attachment(s)

- Ordinance 2020-01 Providing for Compensation of the Members of the BCVWD Board of Directors and Superseding Ordinance 2007-01
- Proof of Publication

Staff Report prepared by Lynda Kerney, Administrative Assistant

ORDINANCE 2020-__

AN ORDINANCE OF THE BOARD OF DIRECTORS OF THE BEAUMONT - CHERRY VALLEY WATER DISTRICT PROVIDING FOR COMPENSATION OF THE MEMBERS OF THE BOARD OF DIRECTORS OF THE DISTRICT AND SUPERSEDING ORDINANCE 2007-01

WHEREAS, Section 20201 of the California Water Code states that compensation to be received by the governing board of a water district may be increased each calendar year in an amount equal to 5 percent following the operative date of the last adjustment; and

WHEREAS, the Board of Directors of the Beaumont-Cherry Valley Water District last increased its compensation pursuant to Water Code Section 20200 et. seq. on December 12, 2007; and

WHEREAS, a duly noticed public hearing was held on March 26, 2020 to receive and consider public comments regarding the adoption of an ordinance to amend the per diem compensation for the members of the Beaumont-Cherry Valley Water District Board of Directors; and

WHEREAS, this Ordinance was presented to the Board of Directors and was reviewed thoroughly and found to be acceptable to the Board,

NOW THEREFORE, THE BOARD OF DIRECTORS OF THE BEAUMONT-CHERRY VALLEY WATER DISTRICT DOES HEREBY ORDAIN AS FOLLOWS:

1. Ordinance 2007-01 and all other previously enacted ordinances providing for Board of Directors compensation are hereby superseded by this Ordinance.
2. Director compensation shall be $260 for each day's service rendered (per diem) as a Director on behalf of the District.
3. The payment of Director compensation shall be governed by the Beaumont-Cherry Valley Water District Policies and Procedures Manual, Part II, Section 13.
4. In no event shall members of the Board of Directors receive compensation for more than ten (10) days' service in any calendar month, pursuant to Water Code Section 20202.
5. This Ordinance will take effect on August 1, 2020, which is at least sixty (60) days from the date of adoption pursuant to Water Code Section 20204.
6. If any section, subsection, clause or phrase in this Ordinance is for any reason held invalid, the validity of the remainder of this Ordinance shall not be affected thereby.
7. The Recording Secretary is hereby directed to cause this Ordinance to be published once in full in a newspaper of general circulation within the District.

DRAFT

ADOPTED this _____ day of _____, 2020 by the following vote:

AYES:
NOES:
ABSTAIN:
ABSENT:

ATTEST:

_____	_____
Director John Covington, President of the Board of Directors of the Beaumont-Cherry Valley Water District	Director Lona Williams, Secretary to the Board of Directors of the Beaumont-Cherry Valley Water District

DRAFT

Record Gazette
218 N. Murray St.

Proof of Publication

(2015.5 C.C.P.)

174404 PHN ORD 2020-01

State of California)
County of Riverside) **ss.**

I am a citizen of the United States and a resident of the State of California; I am over the age of eighteen years, and not a party to or interested in the above matter. I am the principal clerk of the printer and publisher of Record Gazette, a newspaper published in the English language in the City of Banning, County of Riverside, and adjudicated a newspaper of general circulation as defined by the laws of the state of California by the Superior Court of the County of Riverside, under the date October 14, 1966, Case No. 54737. That the notice, of which the annexed is a copy, has been published in each regular and entire issue of said newspaper and not in any supplement thereof on the following dates, to-wit:

March 13, 20, 2020

Executed on: 03/20/2020

At Banning , CA

I ceritfy (or declare) under penalty of perjury that the foregoing is true and correct.

Ana Rivera

Signature

NOTICE OF PUBLIC HEARING FOR THE APPROVAL ORDINANCE 2020-01 NOTICE IS HEREBY GIVEN THAT THE Board of Directors of the Beaumont Cherry Valley Water District will hold a Public Hearing at their March 26, 2020, Regular Meeting to take public comment on compensation of the Board of Directors.
PUBLIC MEETING/PUBLIC HEARING
NOTICE IS HEREBY GIVEN THAT ON MARCH 26, 2020, AT THE HOUR OF 6:00 P.M. OF SAID DAY, AT THE REGULAR MEETING PLACE OF THE BOARD OF DIRECTORS OF THE DISTRICT, 560 MAGNOLIA AVE., BEAUMONT, CALIFORNIA, IS THE TIME AND PLACE FIXED TO CONSIDER AND FINALLY DETERMINE WHETHER OR NOT TO APPROVE ORDINANCE 2020-01, ORDINANCE OF THE BOARD OF DIRECTORS OF THE BEAUMONT CHERRY VALLEY WATER DISTRICT PROVIDING FOR COMPENSATION OF MEMBERS OF THE BOARD OF DIRECTORS OF THE DISTRICT AND SUPERSEDING ORDINANCE 2007-01.
Published in
The Record Gazette
No. 174404
03/13, 20, 2020

Beaumont-Cherry Valley Water District
Regular Board Meeting
May 28, 2020

Item 3

STAFF REPORT

TO: Board of Directors

FROM: Dan Jaggers, General Manager

SUBJECT: **Letter of Support for Assembly Bill 2182 (Rubio) Related to Nonvehicular Air Pollution**

Staff Recommendation

Consider the letter of support and direct staff:

a. To execute the letter and forward to the California Assembly Committee on Natural Resources and designated elected officials

b. To not execute or forward the letter

Background

At the November 7, 2019 meeting of the Finance and Audit Committee, Assistant Director of Operations James Bean responded to a question from Director Slawson regarding the District's recent experience of a public safety power shutdown (PSPS) lasting 28 hours. He advised the Committee that the District's generator use is limited to 200 hours per year. A full report on the PSPS event was presented to the Board of Directors at the Regular Meeting of November 13, 2019 and limits on generators were identified as an issue.

Summary

Assembly Member Blanca Rubio (D-Baldwin Park) has introduced AB 2182 which addresses the issues of concern with an addition to the Health and Safety Code. This bill would exempt the operation of an alternative power source to provide power to a critical facility, as defined, from any local, regional, or state regulation regarding the operation of that source. The bill would authorize providers of essential public services, in lieu of compliance with applicable legal requirements, to comply with the maintenance and testing procedure set forth in the National Fire Protection Association Standard for Emergency and Standby Power System, NFPA 110, for alternative power sources designated by the providers for the support of critical facilities.

The Association of California Water Agencies (ACWA) has urged its members to support AB 2182 which addresses some of the unintended consequences of PSPS events for water and wastewater agencies. ACWA is sponsoring AB 2182 by Assembly Member Rubio.

The bill would provide additional flexibility for the use of backup power generation during de-energization events. This will be vital for agencies that need to provide power to critical facilities during de-energization events to ensure public health and safety.

Climate change continues to increase the risk, length and severity of wildfires in California. PSPS or de-energization events will continue to occur to protect the state from catastrophic wildfires and

this bill recognizes the importance of essential public service providers' access to alternative power sources during these events.

Fiscal Impact:

None.

Attachments

Draft letter in support of AB 2182

Text of AB 2182

Beaumont-Cherry Valley Water District

Phone: (951) 845-9581 Fax: (951) 845-0159
Email: info@bcvwd.org

http://www.bcvwd.org

Board of Directors

David Hoffman
Division 5

John Covington
Division 4

Daniel Slawson
Division 3

Lona Williams
Division 2

Andy Ramirez
Division 1

May 29, 2020

The Honorable Laura Friedman
Chair, Assembly Committee on Natural Resources
1020 N Street, Room 164
Sacramento, CA 95814

RE: Assembly Bill 2182 (Rubio) – SUPPORT

Dear Chair Friedman,

The Beaumont-Cherry Valley Water District (BCVWD) strongly **SUPPORTS** AB 2182, which would provide additional flexibility for the use of backup power generation during public safety power shutoff (PSPS) events.

BCVWD provides potable and non-potable water service to more than 19,000 connections. Its service area covers 28 square miles, virtually all of which is in Riverside County, and includes the City of Beaumont and the unincorporated community of Cherry Valley.

These PSPS events put great pressure on the critical service providers that Californians rely on during a power outage, including: fire, police, medical, communications, and water and wastewater personnel and facilities. Water and wastewater agencies are responsible for providing essential public health and safety services, including drinking water, wastewater treatment, and water for fire suppression. Supplying and treating water and wastewater requires reliable energy, and without electric utilities providing that power, water agencies must secure alternative reliable sources of power.

When PSPS protocols were implemented last fall, a number of challenges related to backup power generation came to light. First, it was unclear if use of generators during PSPS events was considered “emergency use” under state and local rules.

Second, rules regarding emergency generator use vary significantly around the state, and in some regions, the local air quality management districts have implemented strict limits on the amount of time that an emergency generator can be used, which has catastrophic implications if a critical facility runs up against that limit during a PSPS event.

Finally, the California Air Resources Board has established rules regarding testing and maintenance limits for emergency generators. While these rules may be adequate for normal generator use, PSPS events last several days and these generators are under tremendous strain for which they were not designed. Ultimately, a lack of rigorous testing and maintenance of these generators can and has led to failures of backup power systems during PSPS events.

560 Magnolia Avenue Beaumont CA 92223

Beaumont-Cherry Valley Water District

Phone: (951) 845-9581 Fax: (951) 845-0159
Email: info@bcvwd.org

http://www.bcvwd.org

Board of Directors

David Hoffman
Division 5

John Covington
Division 4

Daniel Slawson
Division 3

Lona Williams
Division 2

Andy Ramirez
Division 1

This bill provides that the use of backup generators by critical public health and safety providers during a PSPS event is considered “emergency use” regardless of whether an emergency has been declared by the Governor.

In addition, the bill would allow providers of critical public health and safety services to rely upon backup generators for the duration of PSPS events without possible violation of local or state regulations. Finally, due to the unprecedented duration of reliance on these generators, this proposal would also allow these service providers to test this backup equipment consistent with the testing procedures for maintenance of emergency power standby systems established by the National Fire Protection Association.

It is for these reasons that the Beaumont-Cherry Valley Water District supports this bill and respectfully requests your “Aye” vote when it is heard in the Assembly Committee on Natural Resources. Should you have any questions about our position, please feel free to contact us.

Sincerely,
BEAUMONT-CHERRY VALLEY BOARD OF DIRECTORS

John Covington, President

cc: Members, Assembly Committee on Natural Resources

AB-2182 Emergency backup generators: water and wastewater facilities: exemption. (2019-2020)

SHARE THIS:

Date Published: 02/11/2020 09:00 PM

CALIFORNIA LEGISLATURE— 2019–2020 REGULAR SESSION

ASSEMBLY BILL NO. 2182

Introduced by Assembly Member Blanca Rubio

February 11, 2020

An act to add Article 9.4 (commencing with Section 42005) to Chapter 3 of Part 4 of Division 26 of the Health and Safety Code, relating to nonvehicular air pollution.

LEGISLATIVE COUNSEL'S DIGEST

AB 2182, as introduced, Blanca Rubio. Emergency backup generators: water and wastewater facilities: exemption.

Existing law imposes various limitations on emissions of air contaminants for the control of air pollution from vehicular and nonvehicular sources. Existing law generally designates air pollution control and air quality management districts with the primary responsibility for the control of air pollution from all sources other than vehicular sources. Existing law requires the State Air Resources Board to identify toxic air contaminants that are emitted into the ambient air of the state and to establish airborne toxic control measures to reduce emissions of toxic air contaminants from nonvehicular sources.

This bill would exempt the operation of an alternative power source, as defined, to provide power to a critical facility, as defined, from any local, regional, or state regulation regarding the operation of that source. The bill would authorize providers of essential public services, in lieu of compliance with applicable legal requirements, to comply with the maintenance and testing procedure set forth in the National Fire Protection Association Standard for Emergency and Standby Power System, NFPA 110, for alternative power sources designated by the providers for the support of critical facilities.

Vote: majority Appropriation: no Fiscal Committee: no Local Program: no

THE PEOPLE OF THE STATE OF CALIFORNIA DO ENACT AS FOLLOWS:

SECTION 1. The Legislature finds and declares all of the following:

(a) Due to climate change, California’s risk for catastrophic wildfires has increased substantially and California’s wildfire season is now longer and more intense.

(b) Catastrophic wildfires have had and continue to have an enormous impact on California, taking and threatening life, property, and our environment, and costing the state billions of dollars.

(c) Public safety power shutoffs and deenergization events, while necessary to protect California from catastrophic wildfires, impact essential public services, including firefighting, police, and water services, which are necessary to respond to a wildfire.

(d) Given the importance of essential public services in responding to wildfire, it is crucial to ensure the essential public service provider has access to alternative power sources during public safety power shutoffs and other deenergization events to maintain California's ability to respond to wildfire.

SEC. 2. Article 9.4 (commencing with Section 42005) is added to Chapter 3 of Part 4 of Division 26 of the Health and Safety Code, to read:

Article 9.4. Standby Electric Generation

42005. For purposes of this article, the following terms apply:

(a) "Alternative power source" means equipment that is used by an essential public service provider to produce electricity to directly run a critical facility during a deenergization event.

(b) "Critical facility" means a facility necessary or convenient in providing essential public services, including, but not limited to, facilities such as police stations, fire stations, emergency operations centers, water and wastewater treatment facilities, incident command posts, and communication systems used to support essential public services.

(c) "Deenergization event" means the loss of electricity to a critical facility due to an emergency, including, but not limited to, wildfire.

(d) "Essential public service" means fire prevention, protection, and response, law enforcement, provision of water and wastewater service, disaster medical response, and other emergency response services.

(e) "Water and wastewater facilities" mean water and wastewater facilities critical to maintain public health and safety standards, including, but not limited to, treatment plants, pumping stations and other storage facilities, and water facilities needed to maintain water service and water pressure necessary for firefighting.

42007. (a) Notwithstanding other law, the use of an alternative power source by a provider of essential services to operate a critical facility during a deenergization event shall not be subject to any local, regional, or state regulation regarding the operation of an alternative power source.

(b) Notwithstanding other law, in lieu of compliance with any applicable legal requirements, a provider of essential public service may comply with the maintenance and testing procedure set forth in the National Fire Protection Association Standard for Emergency and Standby Power Systems, NFPA 110, or any successor standard adopted by the association, for an alternative power source designated by the provider for the support of a critical facility during a deenergization event.

Beaumont-Cherry Valley Water District
Regular Board Meeting
May 28, 2020

Item 4

STAFF REPORT

TO: Board of Directors

FROM: Dan Jaggers, General Manager

SUBJECT: **Award of Contract for Landscape Services to Urban Habitat Landscape Contractors for an amount not to exceed $67,900.00**

Staff Recommendation

Authorize the General Manager to execute a one (1) year contract, with an optional General Manager approved extension of one (1) year, for Landscape Maintenance Services in an amount not to exceed $61,686.00 together with an approximate contingency of 10% for a total amount not to exceed $67,900.00 per year, with Urban Habitat Landscape Contractors (Urban Habitat).

Background

In September 2018 a request for proposal (RFP) for a Cafeteria Style Landscape Services Plan was issued and included landscape activities at all District facilities, including the Noble Creek Recharge Facility (NCRF) Phase I and Phase II and proposals for those services were received by the District and a recommendation was made by Staff to award the Contract to the lowest responsive bidder with certain facilities removed based upon the approved 2019 budget item for landscape maintenance activities.

That recommendation and subsequent contract offer to said Contractor excluded the NCRF due to proposal cost versus approved budgetary amounts. Ultimately, when BCVWD staff moved to execute said contract, the Contractor declined to perform landscape activities if NCRF was not included in the contract. Based upon that decline to provide services, Staff brought back a subsequent recommendation to the Board recommending a contract be executed with the second lowest responsive bidder (Urban Habitat). In an effort to stay within the Board approved 2019 budget, some landscape maintenance activities were removed from the awarded contract.

On January 24, 2019 the BCVWD Board of Directors approved the contract award of those recommended Landscape Services in the amount of $55,564.61 to Urban Habitat for the revised BCVWD facilities (some items removed for budget constraints).

Based upon the facilities deleted in 2019 due to cost constraints, Staff felt it would be appropriate to rebid the landscape services contract to capture the facilities removed in 2019 in a new contract for 2020 in lieu of recommending to the Board the extension of the existing 2019 landscape maintenance contract into 2020. Based upon this approach, Staff issued a 2020 RFP for Landscape Maintenance Services on March 13, 2020 with the anticipation of a possible contract award, which would include all BCVWD facilities, excluding the NCRF and Edgar Canyon. Due to the COVID-19 pandemic, there was a delay in receiving the Bids associated with this activity and Staff issued an addendum to the 2020 RFP extending the proposal due date to April 30, 2020. At this time, Staff has received three Bids for 2020 landscaping services and the results are set forth in Table 1 below.

Table 1

Bidding Contractor	Total Annual Cost
SoCal Land Maintenance	$ 95,810.00
Mariposa Landscapes Inc.	$ 70,308.00
Urban Habitat	**$ 61,686.00**
10%± Contingency	$ 6,214.00
Total	**$ 67,900.00**

It should be noted that although the $61,686.00 recommended amount for the 2020 landscape services contract is above the 2019 contract amount of $55,564.61 by $6,121.39, this new recommended contract amount includes the addition of four additional District Facilities not included in the 2019 contract including Highland Springs Reservoir and Hyrdropneumatic Tank Site, Noble Reservoir Tank Site, Well 26 site, and 12th and Palm Reservoir, Well , and Field Office Site. Said new RFP Scope of Services also included increased weed abatement frequency activity.

Summary

Staff has identified Urban Habitat as the lowest responsive bidder. Staff has further identified that the Board approved 2020 operating budget for landscape services provides for complete funding of the recommended award of a one (1) year contract, with an optional General Manager approved extension of one (1) year.

Staff anticipates the General Manager's approval of extension of this Contract for one additional year will be contingent upon Contractor's 2020 work performance, no ongoing COVID 19 funding impacts, and Board approved funding for this budget line item in the 2021 operating budget for landscape services.

Fiscal Impact

The fiscal impact for an amount not to exceed $67,855.00 and has been budgeted in the approved Operating Budget for the 2020 Fiscal Year under GL account 01-40-470-540030 – Landscape Maintenance.

Staff Report Prepared by James Bean, Assistant Director of Operations

Beaumont-Cherry Valley Water District
Regular Board Meeting
May 28, 2020

Item 5

STAFF REPORT

TO: Board of Directors

FROM: Dan Jaggers, General Manager

SUBJECT: **Beaumont Master Drainage Plan Line 16 Pipeline Relocation Project and Estimated Costs**

Staff Recommendation

Board discussion and direct Staff as desired.

Background

At the April 23, 2020 Board meeting, District staff continued discussions with the Board regarding recent developments pertaining to the Beaumont Master Drainage Plan (MDP) Line 16 facilities design, funding requirements, and timeline. At that time, District staff identified that there are additional improvements needed and those improvements would be completed by BCVWD (and are programmed in the District's Capital Improvement Plan [CIP]), which are accessory to the MDP Line 16 project. Staff identifies that there are four (4) waterlines which will require relocation to facilitate the construction of MDP Line 16 Storm Drain main line, laterals, and inlets (catch basins). See "Exhibit A" for the MDP Line 16 Project Vicinity Map.

This report is intended to further define the pipeline relocation scope as well as the estimated costs associated with pipeline relocation in areas where conflicts are anticipated with the MDP Line 16, as previously identified to the Board.

Summary

Upon review of Riverside County Flood Control and Water Conservation District's consulting engineer's (JLC Engineering) 60% design, District staff has determined that there are a total of four (4) segments of pipelines of varying size that will need to be relocated as part of the MDP Line 16 Storm Drain project. The pipelines and work to be done is identified below:

- **Pipeline No. 1:**
    - **Option A:** Replacement of approximately 160 linear feet (LF) of 6" steel pipe and 8" Ductile Iron Pipe (DIP) with 8" DIP, along Grand Avenue extending approximately 75' east and west beyond the intersection of Cherry Avenue and Grand Avenue. Note that Pipeline 1 Option A is the minimum amount of realignment necessary to avoid conflicts the MDP Line 16 Storm Drain project.
    - **Option B:** Replacement of approximately 550 LF of 6" Steel Pipe and 8" DIP with 8" DIP, from El Monte Drive easterly along Grand Avenue. The intent of this alignment is to completely replace the existing 6" steel pipeline with 8" DIP (District's current minimum standard).
- **Pipeline No. 2**: Replacement of approximately 180 LF of 6" DIP with 12" DIP, along Grand Avenue east of Jonathan Avenue. The proposed 12" diameter would be installed to meet

the identified needs of the District's Master Plan (a portion of P-3040-0027). This area would typically be facilitated by an 8" diameter pipeline, however the 3040 pressure zone does provide water to a portion of the new development located in the northern portion of the Sundance project.

- **Pipeline No. 3**: Replacement of approximately 240 LF of 6" DIP with 12" DIP, easterly from Winesap Avenue along Grand Avenue. Similar to Pipeline No. 2, the proposed 12" pipeline would facilitate the identified needs of the District's Master Plan (a portion of P-3040-0027).

- **Pipeline No. 4**: Relocation of approximately 242 LF of 10" DIP with 12" DIP, north of Grand Avenue along Noble Street. 10" diameter pipe is not a common size, therefore District staff recommends replacing this portion of pipeline with 12" diameter.

"Exhibit B" depicts the general locations and alignments of Pipeline No. 1 thru Pipeline No. 4.

A portion of the existing waterline located in Grand Avenue (from Jonathan Avenue to Bellflower Avenue) is identified as a replacement pipeline project in the Capital Improvement Budget (shown in the District's Annual Budget in Appendix C as P-3040-0027) and is depicted in the District's Master Plan as a proposed 12" diameter pipe. The complete CIP Pipeline project (P-3040-0027) is currently planned as follows:

- **P-3040-0027**: Replacement of approximately 3,245 LF of 6" DIP with 12" DIP, along Grand Avenue from Jonathan Avenue to Bellflower Avenue.

A total of $989,405 is accounted for P-3040-0027 in the adopted 2020-2021 CY District Operating Budget, and is to be funded with Capital Replacement Reserves. District staff recommends the allocation of funding be provided by a portion of the Capital Replacement Budget from pipeline P-3040-0027 for Pipeline No. 2 and Pipeline No. 3, with the remaining funding component provided from Capacity Charges (restricted funds) due to the nature of the project being pipeline relocation related directly the MDP Line 16 Storm Drain Project (Capacity Charges funded project) and the upsizing of facilities due to the demands from new development. Pipeline 1 Option A (or 1 Option B) and Pipeline 4 are to be funded solely by Capacity Charges due to their relocation needed by the MDP Line 16 Storm Drain Project. District staff understands the remaining budget for P-3040-0027 will need to be used to complete the required replacement work along Grand Avenue at a future time and is not currently proposed as a part of this project.

District staff has completed a preliminary engineer's estimate (please refer to "Exhibit C" - MDP Line 16 Pipeline Relocation Project Cost Estimate, attached). Table 1A and Table 1B, below, sets forth a summary of the estimated costs to construct each pipeline, as well as the mechanisms to be used to fund each.

Table 1A – Option A Project Funding Breakdown

MDP Line 16 Pipeline Relocation Project OPTION A - Project Funding Breakdown			
TOTAL PROJECT APPROPRIATION REQUESTED			**$431,464.09**
Pipeline	**Pipeline Cost**	**Funding Source & Percent Funded**	
		Capacity Charges	**Capital Replacement**
1 (Option A)	$115,417.58	***100%***	*0%*
		$115,417.58	$0.00
2	$100,229.03	***33%***	***67%***
		$33,075.58	$67,153.45
3	$106,632.87	***33%***	***67%***
		$35,188.85	$71,444.02
4	$109,184.61	***100%***	***0%***
		$109,184.61	$0.00
Capacity Charges Funded (Restricted Funds)		**$292,866.62**	
Capital Replacement Reserve Funded			**$138,597.47**

Table 1B – Option B Project Funding Breakdown

MDP Line 16 Pipeline Relocation Project OPTION B - Project Funding Breakdown			
TOTAL PROJECT APPROPRIATION REQUESTED			**$496,703.15**
Pipeline	**Pipeline Cost**	**Funding Source & Percent Funded**	
		Capacity Charges	**Capital Replacement**
1 (Option B)	$180,656.64	***100%***	***0%***
		$180,656.64	$0.00
2	$100,229.03	***33%***	***67%***
		$33,075.58	$67,153.45
3	$106,632.87	***33%***	***67%***
		$35,188.85	$71,444.02
4	$109,184.61	***100%***	***0%***
		$109,184.61	$0.00
Capacity Charges Funded (Restricted Funds) [(1)]		**$358,105.68**	
Capital Replacement Reserve Funded [(2)]			**$138,597.47**

The estimated costs set forth herein in Table 1A and Table 1B represent costs for design, construction, and administrative services. Geotechnical and survey data from the MDP Line 16 Project may be able to be used; however the costs associated in this estimate assume that

additional Geotechnical studies will be necessary. Also, it is noted that Environmental assumes a Notice of Exemption will be filed with the State due to the nature of the work being replacement of existing facilities. Included in the total project cost is a 15% construction contingency and a 20% contingency for all other costs (Plans, Specifications & Estimate [PS&E], permitting, Administrative labor, etc.).

Fiscal Impact

The fiscal impact to the District for this project will be an amount estimated at this time not to exceed $431,464.09, if Option A is selected, or an amount estimated at this time not to exceed $496,703.15, if Option B is selected, as presented in Table 1A, Table 1B, and “Exhibit C”, attached. This not-to-exceed amount includes 15% contingencies for construction related costs and 20% contingencies for additional soft costs related to the project.

While the MDP Line 16 Pipeline Relocation Project is not explicitly indicated in the District’s 2020 Operating Budget, funds are available from the Capital Replacement Reserves (Pipelines) for P-3040-0027, as well as Capacity Charges (Restricted Funds).

Attachments:

1. Exhibit A – MDP Line 16 Project Vicinity Map
2. Exhibit B – MDP Line 16 Pipeline Relocation Project Location Map
3. Exhibit C – MDP Line 16 Pipeline Relocation Project Cost Estimate
4. MDP Line 16 Pipeline Relocation Plan - Preliminary

Staff Report prepared by Daniel Baguyo, Civil Engineering Assistant

Exhibit A – MDP Line 16 Vicinity Map

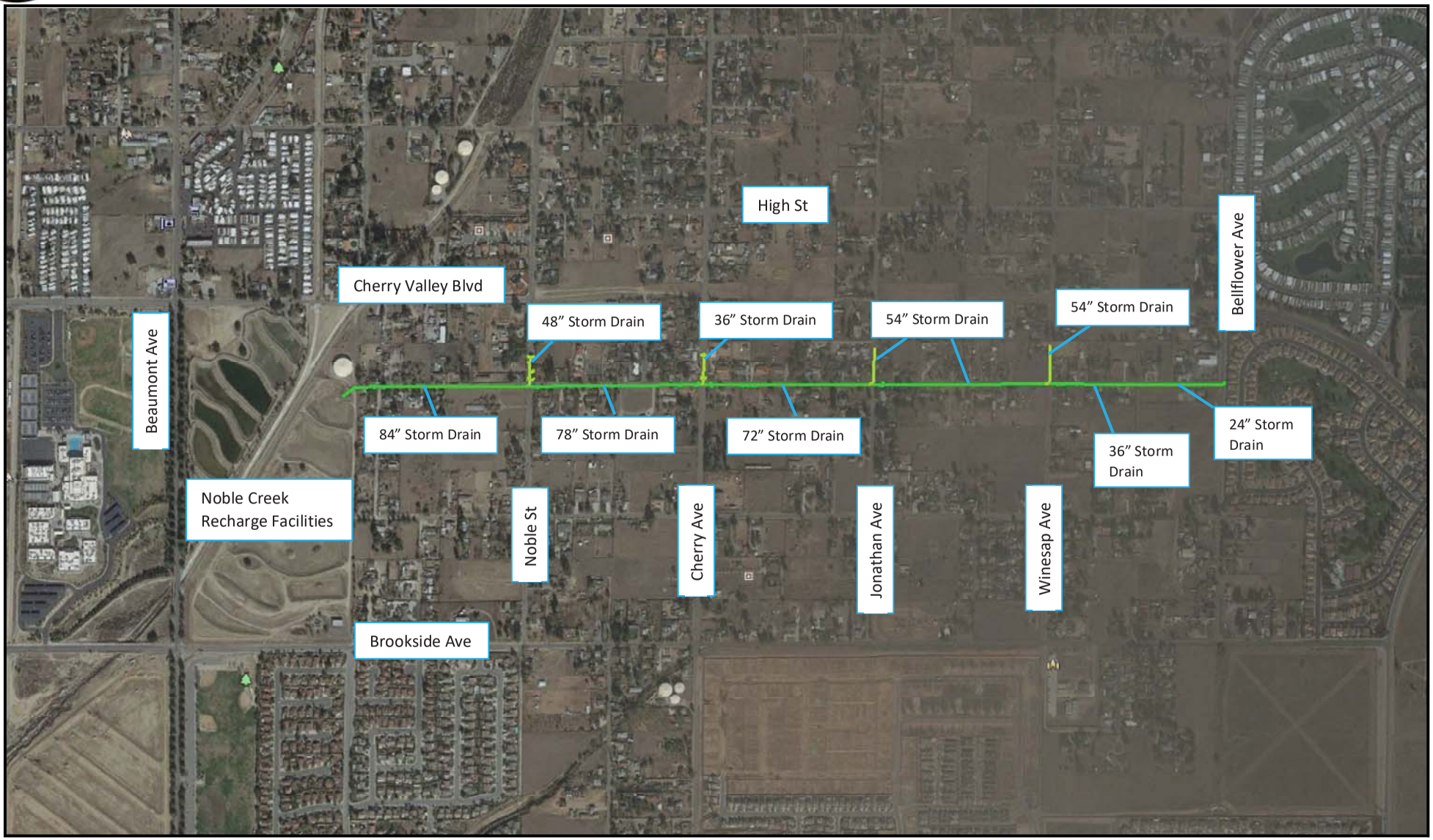

Not to Scale

Exhibit B – MDP Line 16 Pipeline Relocation Project Location Map

Not to Scale

MDP Line 16 Pipeline Relocation Project

OPTION A - Project Cost Estimate Summary

ITEM NO.	CONSTRUCTION PHASE	
1	Mobilization	$19,383.75
2	Dust Control	$10,000.00
3	SWPPP	$10,800.00
4	Traffic Control	$4,000.00
5	Potable Water Pipeline	$188,589.02
6	Pavement Removal and Replacement	$54,249.53
7	Field Inspection / Engineering Support	$7,753.50
8	Contract Administration	$10,768.75
	Subtotal Engineers Estimate (Construction)	$305,544.55
	Construction Contingency (15%)	$45,831.68
	TOTAL PIPELINE CONSTRUCTION ESTIMATE AND CONTINGENCIES	$351,376.24
ITEM NO.	**OTHER COSTS ESTIMATE (SOFT COSTS)**	
50	Environmental	$0.00
51	Preliminary Engineering	$3,230.63
52	Permitting	$6,500.00
53	Mapping / Survey / Research	$5,750.00
54	Plans, Specifications & Estimates (PS&E)	$12,276.38
55	City / County Processing & Coordination	$7,538.13
56	Bid & Award	$9,476.50
57	Geotechnical	$11,199.50
58	Project Close-Out	$10,768.75
	Subtotal Other Costs Estimate (Soft Costs)	$66,739.88
	Other Costs (Soft Costs) Contingency (20%)	$13,347.98
	TOTAL OTHER COSTS ESTIMATE AND CONTINGENCY (SOFT COSTS)	$80,087.85
	TOTAL PROJECT APPROPRIATION REQUESTED	**$431,464.09**

MDP Line 16 Pipeline Relocation Project

OPTION B - Project Cost Estimate Summary

ITEM NO.	CONSTRUCTION PHASE	
1	Mobilization	$20,695.50
2	Dust Control	$10,000.00
3	SWPPP	$10,800.00
4	Traffic Control	$4,000.00
5	Potable Water Pipeline	$212,712.35
6	Pavement Removal and Replacement	$79,988.36
7	Field Inspection / Engineering Support	$8,928.00
8	Contract Administration	$11,317.00
	Subtotal Engineers Estimate (Construction)	$358,441.21
	Construction Contingency (15%)	$53,766.18
	TOTAL PIPELINE CONSTRUCTION ESTIMATE AND CONTINGENCIES	$412,207.40
ITEM NO.	**OTHER COSTS ESTIMATE (SOFT COSTS)**	
50	Environmental	$0.00
51	Preliminary Engineering	$3,720.00
52	Permitting	$6,500.00
53	Mapping / Survey / Research	$6,900.00
54	Plans, Specifications & Estimates (PS&E)	$13,323.75
55	City / County Processing & Coordination	$7,687.25
56	Bid & Award	$10,190.00
57	Geotechnical	$11,271.50
58	Project Close-Out	$10,820.63
	Subtotal Other Costs Estimate (Soft Costs)	$70,413.13
	Other Costs (Soft Costs) Contingency (20%)	$14,082.63
	TOTAL OTHER COSTS ESTIMATE AND CONTINGENCY (SOFT COSTS)	$84,495.75
	TOTAL PROJECT APPROPRIATION REQUESTED	**$496,703.15**

Beaumont-Cherry Valley Water District
Regular Board Meeting
May 28, 2020

Item 6

STAFF REPORT

TO: Board of Directors

FROM: Dan Jaggers, General Manager

SUBJECT: **Update and Discussion on Sites Reservoir Progress to Date and Phase 2 Agreement**

Staff Recommendation

No recommendation. Information only.

Background

The Sites Reservoir Project was anticipated to be a 1.3 to 1.8 million acre-foot storage facility located in northern California and expected to be constructed and online in 2032. At this time the project has undergone some revisions as outlined hereafter to accommodate the current participants as well as adjust (right size) the project, and value engineer the project. This information is presented in the attachment entitled "Draft Sites Project Authority Messaging and Informational Materials".

Participation in the Sites Reservoir Project has been under consideration by the District since July 2016. The Sites Reservoir Project Consists of five phases and is currently proceeding in Phase 2.

The District joined Phase 1 of the project with a request for 4,000 AF of water via the San Gorgonio Pass Water Agency (SGPWA) on May 18, 2017. The SGPWA and the District are currently participating in Phase 2A – 2019 Sites Reservoir Activities in the amount of 14,000 AF (SGPWA at 10,000 AF and the District at 4,000 AF). The BCVWD Board approved the SGPWA and District 2019 Phase 2A Participation Agreement at the March 7, 2019 Board Meeting and the District subsequently made payment to the SGPWA for the District's 4,000 AF share of the Phase 2A participation in the amount of $240,000. The Phase 2 – 2019 Participation Agreement has been extended from its December 31, 2019 expiration due to several uncertainties. To date, District accounting records identify that the District has expended $428,299.48 for Phase 1 and Phase 2A project activities.

At the May 18, 2020 SGPWA Regular Board Meeting, General Manager Jeff Davis gave a presentation to his Board of Directors. A Draft version of the materials presented, from the Sites Reservoir website, is attached for review and discussion.

Mr. Davis identified that at this time the project has been "Right Sized" and certain facilities have been removed from the project to lower costs and allow for a more favorable economic participation by project participants. Specifically, the current analysis identifies that the project cost has been lowered by approximately $2.0 Billion less than the 2017 preferred alternative of approximately $5.0 Billion. The current total project cost in 2019 is $3.0 to $3.3 Billion dollars with an annualized release capability (of the reservoir) in AF/yr of 240,000 AF. Further the range of annual cost during repayment without WIFIA Loans, the cost per acre foot is estimated to be in the $650/AF to $710/AF range. With WIFIA Loans used, the cost is estimated to be in the $600/AF to $660/AF range.

It appears that the current Sites Reservoir project schedule identifies that the Reservoir project may be constructed as soon as 2029 with full operation by 2030.

Additionally, the next planned steps are as follows:

2020-2021 Environmental Permitting (Submit the Biological Assessment and work with Fish and Wildlife Service to complete the Biological Opinion, finalize the programmed agreement – National Historic Preservation Act Sect. 106, prepare development agreement on approach for River and Harbors Act - Section 408 approval, progress on water right application, and submit required permits in support of geotechnical field activities)

2020-2021 Engineering (Final federal feasibility report, engage the Division of Safety of Dams, collect and analyze focused geotechnical data, develop project wide geotechnical investigation plan, update and refine the project wide cost estimate)

These activities are currently estimated to cost approximately $100/AF which are anticipated to be requested in two installments as follows:

$60/AF due September 1, 2020 (4,000 AF = $240,000 for BCVWD Component)

$40/AF due February 1, 2021 (4,000 AF = $160,000 for BCVWD Component)

Summary

This information is provided to ensure that the members of the BCVWD Board of Directors are educated on the current status of various Sites Reservoir Project activities so that the Board can fully understand financing costs moving forward and how that may affect the District.

Fiscal Impact

Should the District elect to continue to participate with the ongoing sites activities, the currently estimated to cost of approximately $100/AF which are anticipated to be requested in two installments as follows:

$60/AF due September 1, 2020 (4000 AF = $240,000 for BCVWD Component)

$40/AF due February 1, 2021 (4000 AF = $160,000 for BCVWD Component)

Attachment(s)

DRAFT Sites Project Authority Messaging and Informational Materials

Staff Report prepared by Daniel K. Jaggers, General Manager

SITES RESERVOIR MESSAGE PLATFORM
APRIL 2020
DRAFT

KEY MESSAGE 1 SITES RESERVOIR IS A 21st CENTURY MULTI-BENEFIT SOLUTION TO CALIFORNIA'S WATER RELIABILITY CHALLENGES

- The Sites Project Authority is **working in collaboration** with a **broad coalition** of project participants and stakeholders - **throughout California** – to address our **statewide water supply challenges and create a resilient water future**.

- Sites Reservoir is a generational opportunity to construct a multi-benefit water storage project that helps **restore flexibility, reliability, and resiliency** to our **statewide** water supply.

- No other storage project currently under consideration in California can **positively influence the operational efficiencies of our existing statewide water system** like Sites Reservoir.

- Sites is **not a "traditional" reservoir project**. It is an **off-stream facility** that **does not dam a major river system** and would **not block fish migration or spawning.**

- Sites **captures and stores stormwater flows** from the **Sacramento River**—after all other water rights and regulatory requirements are met—**for release in dry and critical years** for **environmental use** and for California **communities, farms, and businesses** when it is so desperately **needed**.

- Sites is designed to be **adaptable to a changing climate**. As snowpack declines due to **climate change** and more of our water comes in the form of **atmospheric rivers** – Sites Reservoir will become **even more vital to the future resiliency of our statewide water supply**.

- Sites will be cooperatively managed in conjunction with both the State Water Project and Central Valley Project and **will greatly increase the flexibility, reliability and resiliency of statewide water supplies in drier years for environmental, agricultural, and urban uses.**

KEY MESSAGE 2 OUR STRENGTH IS IN OUR DIVERSE STATEWIDE PARTICIPATION

- The agencies participating in Sites Reservoir are diverse, representing **major urban centers** and **rural agricultural regions** across California.

- **Broad statewide representation** including the **local counties** where the project is located, along with **cities**, and **water** and **irrigation districts** throughout the **Sacramento Valley, San Joaquin Valley, Bay Area, and Southern California**.

- Working in **close collaboration** with **California Department of Water Resources** and **Bureau of Reclamation** to add **operational flexibility** to the **State Water Project** and **Central Valley Project.**

- **Spirit of teamwork and regional collaboration** to advance a practical solution for our statewide water management challenges.

KEY MESSAGE 3 SITES RESERVOIR IS A "RIGHT SIZED" PROJECT THAT WILL MEET OUR WATER SUPPLY NEEDS FOR TODAY AND IN THE FUTURE

- The Sites Project Authority conducted a **rigorous Value Planning effort** to review the project's proposed operations and facilities **to develop a project that is "right sized" for our investors and participants while still providing water supply reliability and enhancing the environment.**

- Rightsizing the reservoir was **responsive to input** from **state and federal agencies, NGOs, elected officials, landowners and local communities**. The feedback we received through a robust outreach effort was critical to developing a reservoir that is the right size for both people and the environment.

- The rightsizing has **resulted** in a project that has **a smaller footprint** and **operated in a different manner** then originally designed – due to these changes the Authority will **recirculate its Draft EIR/EIS** – and work with **landowners, tribes, stakeholders, NGOs, and local communities** to develop a **collaborative environmental review process**.

- **It is essential that we build a project now that makes sense for all our participants** – local, state, and federal. This means **rightsizing** and **optimizing the project for current conditions**, while **maintaining flexibility** to expand and adapt the project to address future conditions.

KEY MESSAGE 4 SITES RESERVOIR PROVIDES ENVIRONMENTAL, WATER SUPPLY, FLOOD PROTECTION AND RECREATION BENEFITS FOR THE STATE OF CALIFORNIA FOR GENERATIONS TO COME

- A significant portion of the **Sites Reservoir Project's annual water supplies will be dedicated to environment uses** to help improve conditions for **Delta smelt**; help **preserve cold-water pools in Shasta Lake** later into the summer months **to support salmon development, spawning, and rearing**; and **improve Pacific Flyway habitat** for migratory birds and other native species.

- **Water dedicated for the environment** provided by Sites Reservoir will be **managed by state resources agency managers** who will decide how, and when, this water would be used - creating a **water asset** for the state that **does not currently exist**.

DRAFT

- Sites Reservoir will provide **significant regional flood protection benefits** for the Sacramento Valley by **storing flood flows** that would normally impact the communities of **Maxwell** and **Williams** - protecting homes, business and farms.

- Sites Reservoir will benefit the **local and regional economy** by **creating hundreds of construction-related jobs** during each year of the construction period, and **long-term jobs related to operations and recreation.**

- Sites Reservoir will provide **additional recreational opportunities** and **contribute to the overall economy** of the **Sacramento Valley**.

KEY MESSAGE 5 WE ARE ON-TRACK TO DELIVER THIS VITAL PROJECT FOR THE PEOPLE OF CALIFORNIA

- Sites Reservoir is **one of only two statewide projects specifically named as a priority project in Governor Newsom's Water Resilience Portfolio.**

- Sites **participants** have **invested over $27 million** to advance the project over the last 3 years.

- Sites Reservoir was **awarded $816 million** in state investment under **Proposition 1** to advance the project, the **largest award given to any project requesting funding**.

- Sites Reservoir has received **significant Federal investment** - including over **$10 million in Water Infrastructure Improvements for the Nation (WIIN) Act** funding and a **$449 million loan** from the **US Department of Agriculture's Rural Development** program.

- The Authority is working to **further refine** the **reservoir's operations and integration with the State Water Project and Central Valley Project** and **improve certainty** related to the project's **permittability** and prepare applications for key **federal and state permits** and the **state's water rights.**

- The Authority will continue to **strengthen partnerships** with **local landowners, communities, and key stakeholders** that represent **environmental, business, labor, and other interests** and continue to **pursue funding** to move the project forward through the **planning and feasibility stage** and into **implementation** beginning in **2022**.

####

DRAFT

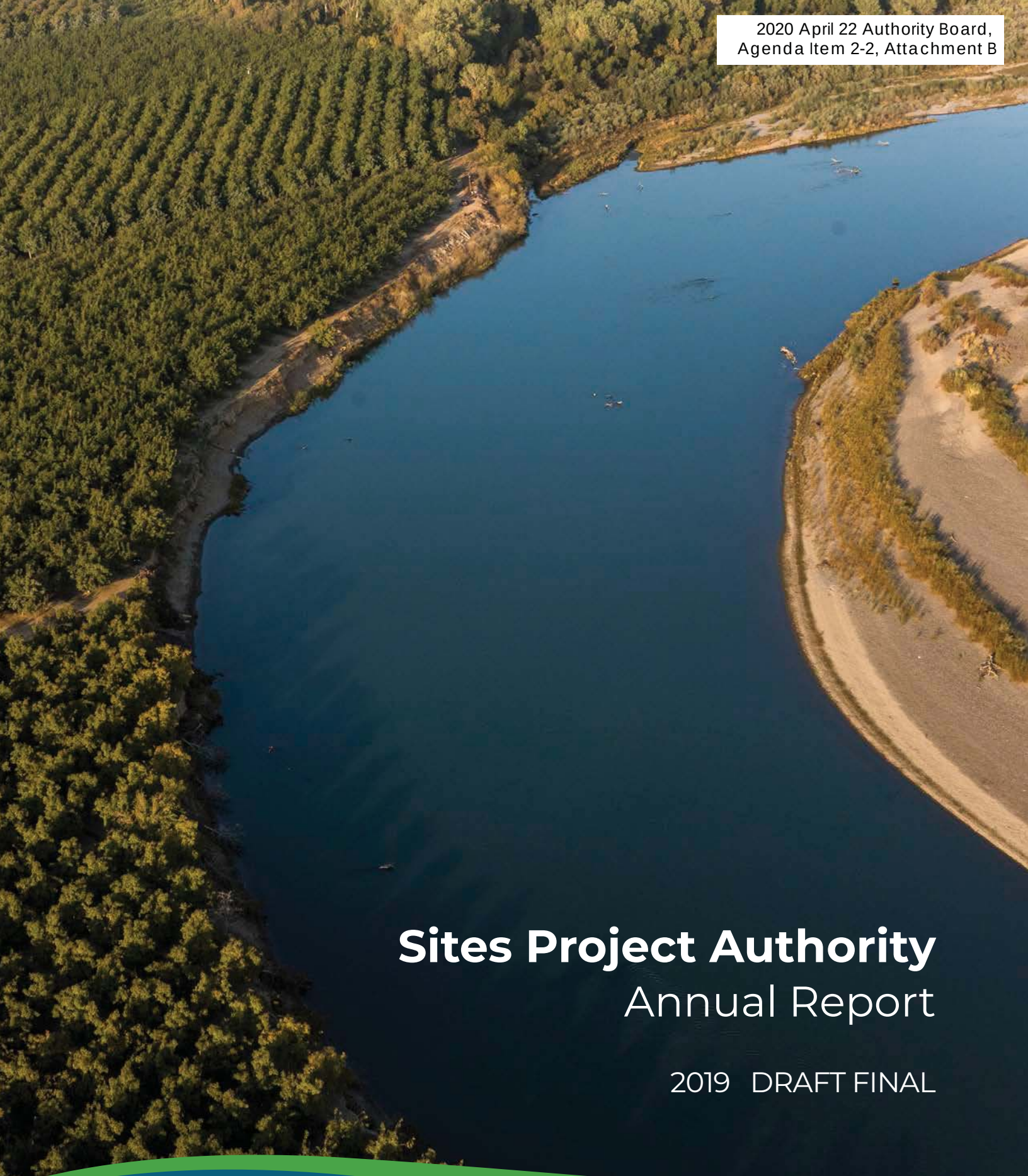

Sites Project Authority
Annual Report

2019 DRAFT FINAL

Sites



Bringing resiliency, reliability, and flexibility to California's water supply

We understand how critical it is to have a water system that provides multiple benefits. **Sites Reservoir will produce significant benefits to the environment and secure water supply resiliency across the state for future generations.**



Letter from the Sites Board Chair

On behalf of the Sites Project Authority (Authority), I am pleased to publish this inaugural annual report to highlight the significant progress we have made in developing Sites Reservoir. Since 2010, the Authority, representing 28 public agencies throughout California, has advanced this important project.

The Authority's strength lies in our participants, which represent the local counties where the project is located, along with cities, and water and irrigation districts throughout the Sacramento Valley, San Joaquin Valley, Bay Area, and Southern California. Through this spirit of teamwork and regional collaboration, the Authority has made great progress in advancing Sites Reservoir.

In 2019, the Authority focused on project permitting, operation modeling, financial analysis, and conducting a proactive stakeholder engagement effort. We have been diligently working on developing a project that meets the needs of our participants and is affordable for our investors. We remain steadfast in our commitment to working in partnership with both landowners and project stakeholders to advance a project that meets the needs of our communities and the environment.

I believe strongly that Sites Reservoir offers a unique and generational opportunity to construct a multi-benefit water storage project that helps restore flexibility, reliability, and resiliency to our statewide water supply, and provide a dedicated supply of water for environmental purposes.

Creating a resilient and reliable water future for California is essential to our environment, economy, and our communities. The Authority is committed to advancing Sites Reservoir and will continue to work in collaboration with our participants, federal and state partners, and stakeholders to deliver this important project for the people of California.

Fritz Durst

Fritz Durst

Chairman, Sites Project Authority Board of Directors

Sites Reservoir has **Dedicated Participants** Across California

Now more than ever, California needs to address its statewide water management challenges by implementing innovative solutions that address our need for a sustainable and affordable water supply. **Managing California's water resources remains one of the greatest challenges that will continue to face California policy makers well into the future.**

Our participants provide water for more than half the population of California. Each participant is working together as partners with a unified goal of creating a reliable water supply solution for California.

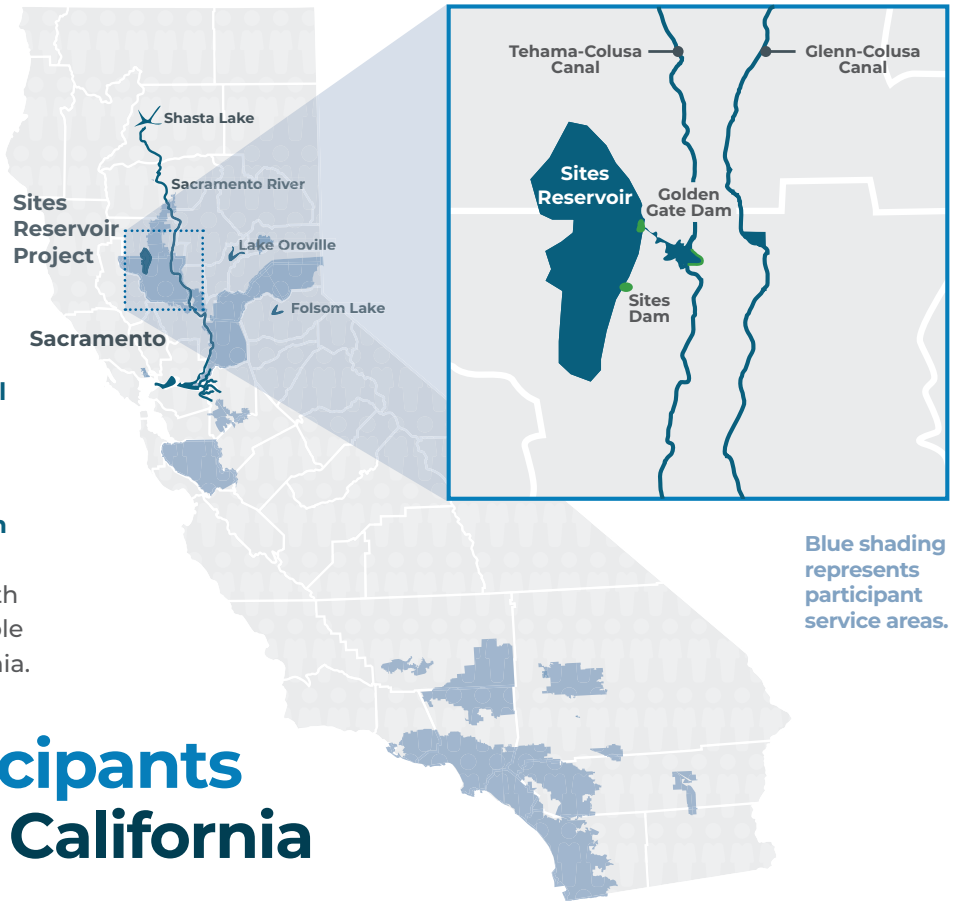

Blue shading represents participant service areas.

28 participants span California

Our participants serve:

Cities/Neighborhoods



Farmland/Irrigation

State/Environment

equating to **24+ million people** and over **500,000 acres of farmland**

Sites Reservoir Overview: Focusing on Resiliency

California's current water problem

California's water infrastructure is stressed beyond its capabilities. Our demands for water to serve our communities, fuel our economy, and preserve our environment have increased far beyond what the system was designed to reliably and sustainably support. Changing weather conditions only exacerbate an already unsustainable reality.

As we experienced in the 2012-2016 drought, the current water management system is not able to manage future conditions without severe consequences to our communities, families, farms, businesses, and the environment. Reliable dry year water supply is critical to creating a resilient future for California. Sites Reservoir is a vital part of the solution to improving dry year water supply for generations to come.

How Sites Reservoir will provide a solution

Sites Reservoir will significantly improve the state's water management system in drier periods and restore much-needed flexibility and reliability that has been lost in the system. Located 10 miles west of the town of Maxwell in rural Glenn and Colusa counties, Sites Reservoir is an off-stream storage facility that captures and stores stormwater flows from the Sacramento River for release in dry and critical years.

When operating, Sites Reservoir will become a new drought management tool providing significantly more water during drier periods. **Sites Reservoir will be one of the state's largest reservoirs, and will add flexibility to California's water infrastructure by providing up to 1.5 million acre-feet of water storage capacity.**

When operated in conjunction with other Northern California reservoirs, such as Shasta, Oroville, and Folsom that function as the backbone to both the Central Valley Project and the State Water Project, Sites Reservoir will greatly increase the flexibility, reliability and resiliency of statewide water supplies in drier years for environmental, agricultural, and urban uses.

A portion of Site Reservoir's annual water supplies will be provided for environmental flows to help improve conditions for Delta smelt; help preserve the cold-water pools in Shasta Lake later into the summer months to support salmon development, spawning, and rearing; and improve Pacific Flyway habitat for migratory birds and other native species.

Sites Reservoir will benefit the local and regional economy by creating hundreds of construction-related jobs during each year of the construction period, and long-term jobs related to operations and recreation.

Simply put, Sites Reservoir can significantly improve the state's existing water management system in drier years and restore the much-needed flexibility that has been lost. The time is right to build on our momentum and growing support to ensure Sites Reservoir gets across the finish line before the next drought.

Sites Reservoir Fast Facts

Adds significant annual water storage capacity to California's water system **for use in drier periods**

Provides the state of California with up to **1.5 million acre-feet of water storage capacity**

Creates **reliable supplies** for environmental, agricultural, and municipal uses

Provides crucial water for **homes and businesses**

Supported by **28 participating agencies** representing communities across California

Gaining Momentum from planning through 2019
The beginning of more successes in the years to come

From humble beginnings as a discussion around water needs first referred to in the California Department of Water Resources' (DWR) Bulletin 3 in 1957 to becoming Sacramento Valley's best option for surface water storage, Sites Reservoir is the culmination of the lengthy journey toward finding a reliable water source for California.

Initial discussions surrounding the need for additional water storage were prompted by DWR's initial interest in and studies surrounding a north-of-Delta off-stream storage concept that inspired the first official references to Sites Reservoir. Conversations continued about the need for an additional water source, but there was little funding to advance the project. Then, in 1981, the Bureau of Reclamation published findings from an independent feasibility study that set the groundwork for Sites Reservoir as a valid solution to water reliability in California. Following the study, support for the project continued through the 1990s, but the key issue remained finding adequate project funding to make Sites Reservoir a reality.

The early 2000s saw focused efforts on research and data gathering to gain funding and to support the importance of Sites Reservoir to the goals of the CALFED Bay-Delta Program (CALFED). These research efforts included reports and additional studies targeting engineering feasibility, alternative analysis, testing, and evaluations of California's water systems, canals, treatment plants, and related facilities. The data from these efforts propelled the project forward, paving the way for the Sites Project Authority to form in 2010.

In November 2014, California voters overwhelmingly approved the passage of Proposition 1 that dedicated $2.7 billion for water storage projects, dams, and reservoirs throughout the state. After a rigorous evaluation process, the Sites Reservoir Project was awarded $816 million in state investment to advance the project, the largest award given to any project requesting Proposition 1 support.

Today, the Authority remains committed to Sites Reservoir and is committed to maintaining the trust of the community through transparent and efficient practices, and by honoring the water storage efforts that began more than 60 years ago.

1957
Initial Project Identification

DWR Bulletin 3 first references the project, and the project is included in the 1957 California Water Plan.

1997
CALFED Bay-Delta Authorization

The project is evaluated as part of a comprehensive water management framework for ecosystem restoration.

2010
Joint Powers Authority Formed

The Authority is formed to serve as the lead local agency to advance the project.

2014
Proposition 1 Passed

The proposition dedicated $2.7 billion for water storage projects, dams, and reservoirs.

2020

And beyond

Additional milestones in the years to come will make this project a reality.

2019

Water Infrastructure Improvements under the WIIN Act Appropriations

Through Authority-led outreach in 2019, the project receives $6 million, bringing the total in Congressional Appropriations from the Water Infrastructure Improvements for the Nation (WIIN) Act to $10 million.

California Water Resilience Draft Portfolio

Sites Reservoir is specifically named as one of only two priority project in the Governor's 2019 Water Resilience Draft Portfolio—a plan to provide reliability and resiliency to statewide water supplies.

2018

$816 million investment from the State of California

The investment meets Proposition 1 criteria in recognition of its significant benefits to the public, the economy, and the environment.

$449 million in federal funding from the U.S. Department of Agriculture

The project receives a construction loan for the Maxwell Water Intertie Project. (U.S. Secretary of the Interior Ryan Zinke, U.S. Secretary of Agriculture Sonny Perdue, and elected officials tour proposed project facilities)

2016

Reservoir Committee Organized

Authorization is provided to spend $27 million over 3 years.

Draft Environmental Impact Report/ Statement (EIR/EIS) Released

The documents are developed in partnership with the Bureau of Reclamation.

The Resiliency, Reliability, and Flexibility of Sites Reservoir

Sites Reservoir will capture and store stormwater flows from the Sacramento River—after all other water rights and regulatory requirements are met—for release in dry and critical years for environmental use and for California communities, farms, and businesses when it is so desperately needed.

Rain and snowmelt from mountains feed into our rivers and lakes, providing us with water. A small portion of this water will be stored in Sites Reservoir and released in drier water years to provide water for our crops, support wildlife habitat and at-risk species, and provide water for our communities when it is needed most.

Water from Sites Reservoir **directly benefits:**

Environment



Communities

Agriculture



Families

California's Water Challenges **are multi-layered, but so are the benefits of Sites Reservoir**

Floods put many Californian's at risk.

Floods jeopardize our safety and they destroy homes, agricultural land, local businesses, and the environment.

After a severe flood event many homeowners, farmers, and business owners never fully recover. Recently, Sacramento Valley communities have seen local economies suffer overwhelming impacts of flooding. Sites Reservoir will improve local flood control in the Sacramento Valley to help prevent post-flood devastation.

Droughts are a destructive reality in California.

In harsh drought conditions, the life cycle and habitat of many species are at risk, including the thousands of eggs and newly spawned salmon that rely on the Sacramento River to survive. Orchards and other agricultural crops are particularly vulnerable to drought due to limited groundwater stores. Our businesses and communities are also affected, as droughts bring severe economic and employment impacts. Sites Reservoir will provide water during drought and significantly increase the state's storage.

The good news is, significant benefits can be possible if Sites Reservoir becomes a reality, including:

Off-stream Storage

Does not create a barrier to native fish migration

Federal and State Agencies Manage Environmental Water

Adaptable to current and future conditions and priorities

Local Leadership and Cooperation

Aligns with Sacramento Valley's values and fosters regional and statewide collaboration

Recreational Opportunities

Provides northern Sacramento Valley with additional opportunities for recreation

Cooperative Operation

Increases effectiveness and efficiency of existing water storage infrastructure

Adaptable to Climate Change

Improves water system reliability and performance as climate changes

Dry Year Water Supply

Reliable dry year water supply for California communities, farms and businesses

Environmental Support

Provides environmental water in drier periods for native fish, and habitat for native species and birds

2019 Highlights and Milestones

Throughout 2019, the Authority continued to build on the incredible momentum the project gained over the last few years. The Authority focused on several key milestones that position Sites Reservoir for success in 2020. In 2019, the Authority:

Engaged Federal and State Officials

Sites Reservoir gained congressional support in 2017 when the Authority submitted the Water Storage Investment Program (WSIP) application with a letter signed by 53 California House Representatives and another signed by U.S. Representative Doris Matsui. To continue building support throughout 2019, the Authority participated in three legislative events in Washington, D.C., and facilitated a state legislative day with California elected officials.

OUTCOME: With continued outreach and support from elected officials at both the state and federal level, Sites Reservoir continues to receive funding.

Adopted California Environmental Quality Act (CEQA) Guidelines

In March, the Authority adopted CEQA guidelines which identify decision-making and project approval authority and outline CEQA review procedures.

OUTCOME: The guidelines bring the Authority in compliance with State law and identifies an open and transparent process for implementing Sites Reservoir.

Continued Discussions with Landowners and Project Stakeholders

Throughout the project's history the Authority has dedicated time to discussing project progress with landowners and project stakeholders. 2019 was no exception, as the Authority continued to proactively engage landowners.

OUTCOME: The Authority provided transparent communication with affected landowners, local government agencies, project stakeholders, and the general public.

Discussed Permitting with Federal and State Regulatory Agencies

Throughout 2019, the Authority focused on working with federal and state regulatory agencies to discuss the permitting application process.

OUTCOME: The foundation is set to continue the permitting process with the U.S. Fish and Wildlife Service, National Marine Fisheries Service, and California Department of Fish and Wildlife.

Adopted Real Estate Policy

In April, the Authority adopted a real estate policy that described procedures and protocols for acquiring temporary rights of entry in support of 2019 geotechnical field survey activities.

OUTCOME: The team conducted necessary geotechnical investigations efficiently and effectively, helping set the stage for success.

Executed WSIP/Proposition 1 Early Funding Agreement

In June, the Authority worked with staff at the California Water Commission to execute the WSIP/ Proposition 1 Early Funding Agreement.

OUTCOME: The Authority received $6.1 million in reimbursement of the $40.8 million early funding agreement with the California Water Commission.

Initiated an Organizational Assessment

An Authority-directed comprehensive organizational assessment began in August.

OUTCOME: The draft assessment provided findings and recommendations in key project areas, including affordability, communications, and governance.

2019 was focused on permitability and affordability. Each key milestone accomplished throughout 2019 sets the stage for success in 2020.

Conducted an Affordability Analysis

The Authority conducted an Affordability Analysis in the second half of 2019. Information was conveyed in a series of joint Reservoir Committee and Authority Board workshops; the efforts culminated in the rollout of a cash flow tool for participants.

OUTCOME: Participants are informed about the cost of water in terms of annual repayment and operations costs.

Began Focused Geotechnical Investigations

Beginning in the 4th quarter, the Authority began biological and cultural monitoring for the Bureau of Reclamation's geotechnical investigations. The focused investigations involved coordination with landowners and local agencies, including Colusa County, Maxwell Irrigation District, and Glenn Colusa Irrigation District.

OUTCOME: Getting "rigs in the field" was an enormous breakthrough for the project and is a significant step toward the next phase.

Executed Bureau of Reclamation Cost Share Amendment

In December, the amendment to the Cost Share Memorandum of Understanding between the Bureau of Reclamation and the Authority was executed for continued planning and pre-construction activities. The agreement was initially executed in 2015, and this first amendment extends the term for 5 additional years from the signing date.

OUTCOME: With support from the Bureau of Reclamation, the Sites Reservoir can continue to advance.

Executed Value Planning

The Authority embarked on a value planning effort that consists of appraisal-level engineering, environmental, permitting, operations, and financial assessments.

OUTCOME: The Authority is identifying the "right-size" project to build under today's conditions through value planning that prioritizes the creation of eligible public benefits (as identified in Proposition 1) and water supply benefits for the public water agencies that have been funding the studies to date.

Secured WIIN Act Funding

At the close of 2019, President Trump signed a bipartisan spending bill that authorized $6 million from the federal government and appropriated the authorized WIIN Act funds to the Bureau of Reclamation to advance the Sites Reservoir.

OUTCOME: To date, Congress has appropriated roughly $10 million in WIIN Act funding to the Bureau of Reclamation for Sites Reservoir.

California's Water Resilience Draft Portfolio identified Sites Reservoir as one of only two critical projects.

Executive Order N-10-19 outlines a plan for a water resilience portfolio to provide reliability and resiliency to statewide water supplies. Sites Reservoir was identified as a priority project that supports the goals presented in this document.

Sites Reservoir is recognized as a top priority that will support the water needs of California's communities, economy, and environment through the 21st century.

Looking Ahead

Planning for 2020 and Beyond

The Authority will build on the significant achievements of 2019 to advance Sites Reservoir toward operations in 2030.

Efforts will remain focused on project affordability and permitability. Value-planning efforts to right-size project facilities and operations will continue in early 2020, and produce the details needed to complete environmental documentation and advance key project permits.

Near-term goals are to:

- Define the reservoir's operations and integration with the State Water Project and Central Valley Project
- Continue to improve certainty related to the project's permitability, and prepare applications for key federal and state permits and a state water right permit
- Continue to improve project affordability by advancing engineering and cost estimates
- Secure additional low-interest financing and other grants
- Cultivate and strengthen partnerships with local landowners, communities, and key stakeholders that represent environmental, business, labor, and other interests
- Continue local, state, and federal funding to move the project forward through the planning and feasibility stage and into implementation beginning in 2022

Sites Reservoir Project Schedule

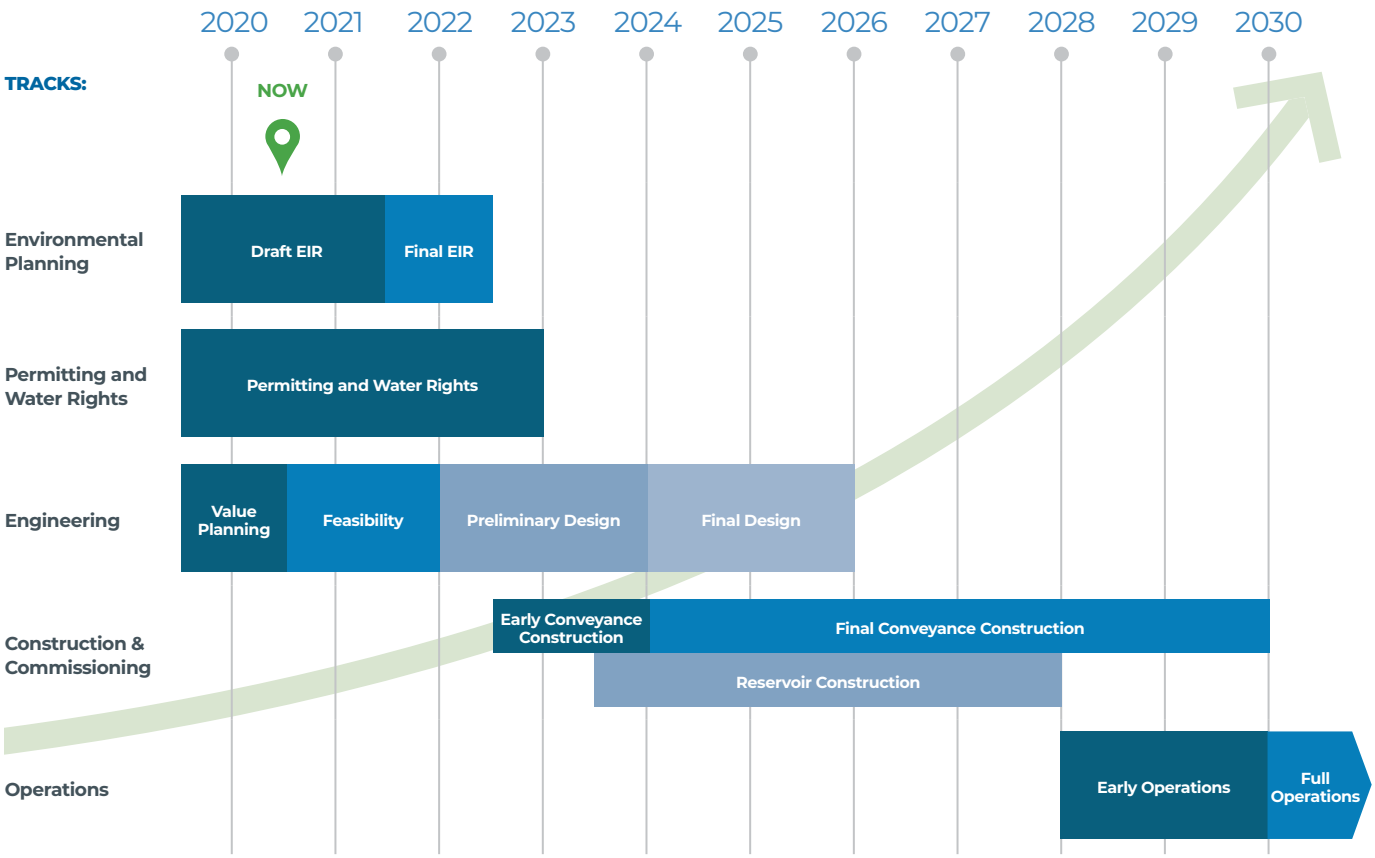

What our elected **officials are saying about Sites Reservoir**

From humble beginnings in 1957, Sites Reservoir is swiftly becoming reality as it moves from planning to execution.

"Sites Reservoir is best positioned to help increase our water supply, improve flood protection, improve water quality, and enhance water resources for the foreseeable future."

—Senator Jim Nielsen

"Sites Reservoir offers a remarkable opportunity to reoperate California's longest and largest river, the Sacramento, to provide multiple benefits for fish, farms, and cities in an innovative manner."

—Senator Dianne Feinstein

"Sites is a critical component of what we need to do to prepare for the next drought... it would be a huge addition to our water storage capacity in California."

—Assemblyman James Gallagher

"Building Sites Reservoir would bring California closer to achieving a drought-resilient water system... Sites will benefit farmers, our communities, and the environment."

—U.S. Representative John Garamendi

"Sites is the best opportunity we have to increase water storage in California. Dry years or wet—for habitat, farms and Northern California communities—this project brings water security and benefits. I'll keep fighting to get this project built."

—Congressman Doug LaMalfa

SOURCES:
Feinstein: *sitesproject.org/wp-content/uploads/2018/03/Sites_Support_Letters_Website_2.23.18.pdf*
Gallagher: *sacramentovalley.org/sites-reservoir/*
Garamendi: *www.dailydemocrat.com/2020/01/08/sites-reservoir-proposal-receives-6m-in-federal-funds/*
LaMalfa: *www.dailydemocrat.com/2020/01/08/sites-reservoir-proposal-receives-6m-in-federal-funds/*
Nielson: *nielsen.cssrc.us/content/senator-nielsen-pushes-construction-sites-reservoir*

Costs and Funding

The Authority leveraged local funds in 2019 to improve certainty on project affordability and permitability.

In 2019 the Authority focused resources on improving certainty related to the project's permitability and affordability. The project went through a re-balancing in early 2019 as the project transitioned from phase 1 to phase 2. As participants changed their investment, the Authority re-prioritized funds through the approval of a new phase 2 work plan and schedule. A change in participation also triggered the implementation of the Authority's credit reimbursement policy. The Authority focused on leveraging local investments by executing an early funding agreement with the state using Proposition 1 funding, totaling a third of the project's revenue in 2019. Coordination with the Bureau of Reclamation also paved the way for a financial assistance agreement to be executed in 2020 to provide federal funds to the Authority and further leverage local investment.

Early in 2019 a management and technical team was assembled to deliver on the Authority's mission. In addition to bolstering critical environmental, permitting, operations, and engineering teams, the team added real estate, outreach, geotech, and project management resources. The team will provide the technical and business infrastructure needed to grow in a way that is efficient, transparent, and responsible.

2019 Costs by Task

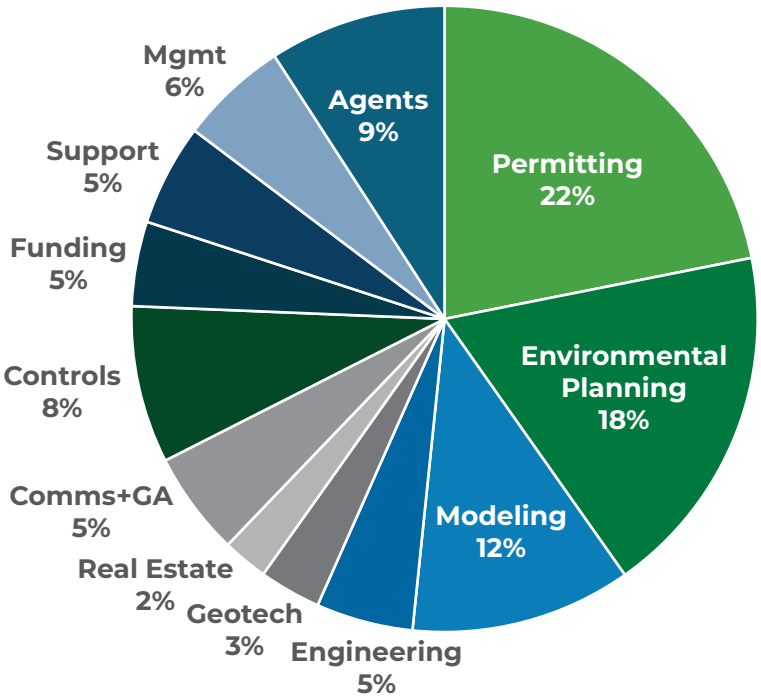

Cost Share (Actuals) 2015 through December 31, 2019

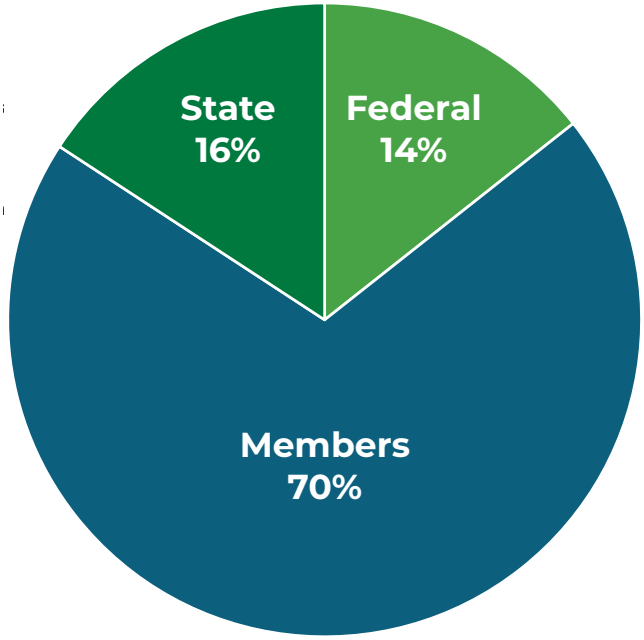

Authority 2019 Profit and Loss Report*

Income	
Membership Admin/Authority	$505,000
Membership Water	$11,458,034
Proposition 1 Funding	$6,123,082
Total Income	$18,086,116

Expense	
Financial Fees and Subscriptions	$38,846
Office Expenses	$12,991
Credit Reimbursement (Phase 1)	$6,503,713
Total Professional Fees	$10,820,725
Website, Data, Computer Support	$10,911
Total Expense	$17,387,187
Net Ordinary Income	$698,929
Interest	$121,536
Net Income	$820,465

**rounded to the nearest dollar*

$27 million

invested by Sites Reservoir participants through 2019.

Sites Reservoir participants are committed to seeing this project constructed.

The Authority has undergone an independent audit each year since 2016.

Each audit has confirmed that the Authority has maintained outstanding business practices resulting in efficient and transparent operations.

> **"In our opinion, the financial statements referred to above present fairly, in all material respects, the financial position of the Authority as of December 31, 2018, and the results of its operations and cash flows for the years then ended in conformity with accounting principles generally accepted in the United States of America."**
>
> —Sites Project Authority Annual Financial Report with Independent Auditor's Report Theron, December 31, 2018

Auditor/Report Preparer: *Fechter & Company*
Certified Public Accountants
Sacramento, California, June 28, 2019

Diverse Statewide Support for Sites Reservoir

Carter Mutual Water Company | Colusa County Water District

Cortina Water District | Davis Water District | LaGrande Water District

Printed on recycled paper

Sites

EXECUTIVE PROSPECTUS

A 21st Century Solution

Affordability Overview

ANNUAL REPAYMENT COSTS PER ACRE FOOT OF RELEASE	
Reservoir Size (MAF)	1.5
Project Cost (2019$, billions)	$2.4 – $2.7
Contingency Cost (2019$, billions)	$0.6
Total Project Cost (2019$, billions)	$3.0 - $3.3
Annualized AF/year release (AF/year)	~240
Range of Annual Costs During Repayment Without WIFIA Loans (2020$, $/AF)	$650 - $710
Range of Annual Costs During Repayment With WIFIA Loans (2020$, $/AF)	$600 - $660

2020-05-28 - BCVWD Engineering Workshop - Page 45 of 145

Project Schedule

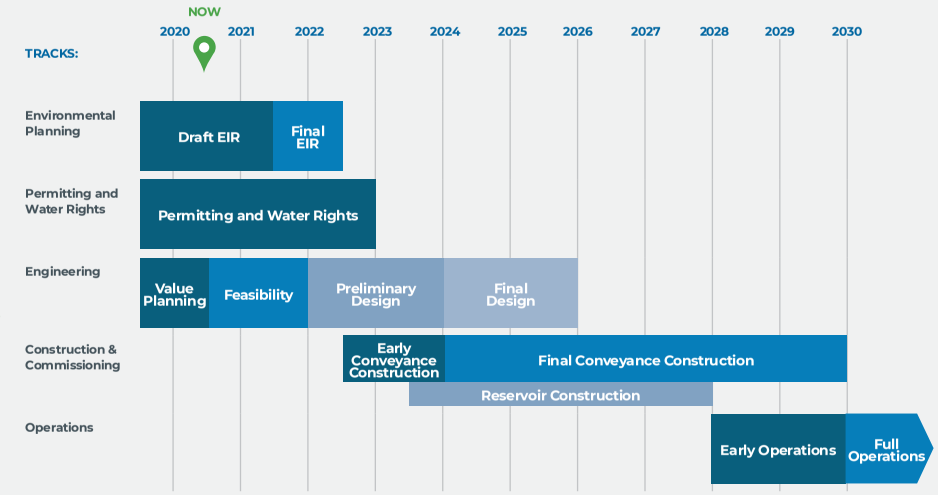

Next Steps to 2021

Improves the state's water management system in drier periods, restores much-needed flexibility and reliability

Dedicates water to the environment to be managed by state resources agency managers who will decide how, and when, this water would be used

Creates a water asset for members and for the state that does not currently exist

Looking Ahead

Our participants are what makes Sites Reservoir such a unique and promising storage project. We have accomplished a great deal in recent years and are moving into a critical time as we transition to this next phase. As we move forward, we will continue to **strengthen partnerships** with **local landowners**, **communities**, **and key stakeholders** that represent **environmental**, **business**, **labor**, **and other interests** and continue to **pursue funding** to move the project forward through the **planning and feasibility stage** and into **implementation** beginning in **2022**.

Sites Reservoir is generational opportunity to construct a multi-benefit water storage project that helps **restore flexibility**, **reliability**, **and resiliency** to our statewide water supply. Simply put, no other storage project currently under consideration in California can **positively influence the operational efficiencies of our existing statewide water**.

Perhaps what makes Sites Reservoir so unique is that it is not a "traditional" reservoir project. It is an **off-stream facility** that **does not dam a major river system** and would **not block fish migration or spawning**. Rather, Sites Reservoir offers a significant water storage opportunity that benefits both people and the environment.

Our Strength is in Broad Participation

Sites Reservoir **captures and stores stormwater flows** from the **Sacramento River**—after all other water rights and regulatory requirements are met—**for release in dry and critical years** for **environmental use** and for California **communities, farms, and businesses** when it is so desperately **needed**. Sites Reservoir is designed to be **adaptable to a changing climate**. As snowpack declines due to **climate change** and more of our water comes in the form of **atmospheric rivers** – Sites Reservoir will become **even more vital to the future resiliency of our statewide water supply**.

28 participants span California

Our participants serve:

Cities/ Neighborhoods

Farmland/ Irrigation

State/ Environment

equating to **24+ million people** and over **500,000 acres of farmland**

MEMBER	RESERVOIR
Public Water Agencies	
North of Delta	52,142 AF
South of Delta	140,750 AF
Subtotal Public Water Agencies	192,892 AF
State of CA (WSIP)	~40,000 AF
Total Requirement	**~230,000 AF**

Delivering Success: Key Accomplishments

- **Named in the Governor's Water Resiliency Plan as one of two critical projects**
- **Reduced the construction cost by over $2B through the value planning process**
- **Leveraged your investment dollars against other federal and state dollars. For every dollar you invested we stretched it into $1.50**
- **Collaborated with State and Federal permitting agencies to define criteria for project permitability**

Value Planning

The Sites Project Authority conducted a rigorous value planning effort to review the project's proposed operations and facilities to develop a project that is "**right-sized**" for our investors and participants while still providing water supply reliability and enhancing the environment.

This right-sized reservoir is:

- Responding to extensive member-agency, community, NGO and regulatory input
- Resulting in a smaller footprint
- Optimizing operations for climate conditions

It is essential that we build a project now that makes sense for all our participants – local, state, and federal. This means rightsizing and optimizing the project for current conditions, while maintaining flexibility to expand and adapt the project to address future conditions.

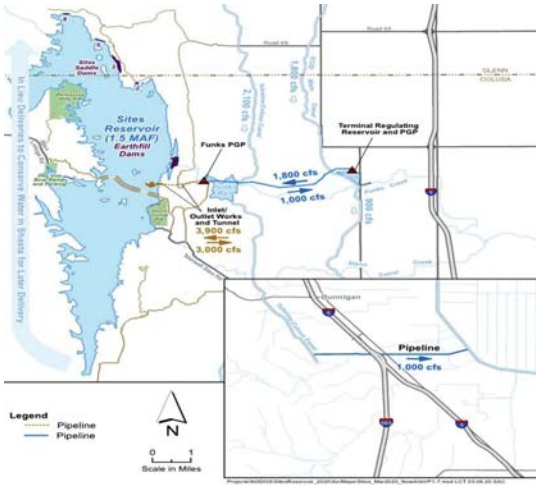

Benefits

Off-stream Storage
Does not create a barrier to native fish migration

Federal and State Agencies Manage Environmental Water
Adaptable to current and future conditions and priorities

Local Leadership and Cooperation
Aligns with Sacramento Valley's values and fosters regional and statewide collaboration

Cooperative Operation
Increases effectiveness and efficiency of existing water storage infrastructure

Adaptable to Climate Change
Contributes to system reliability and performance with climate change

Dry Year Water Supply
Reliable dry year water supply for California communities, farms and businesses

Recreational Opportunities
Provides northern Sacramento Valley with additional opportunities for recreation

Environmental Support
Provides environmental water in drier periods for native fish, and habitat for native species and birds

Environmental Planning & Permitting

- Over 60 meetings to date
- Focused on:
  - » Criteria for diverting water from Sacramento River into Sites Reservoir
  - » Methods of analysis for ESA permits
- Discussions continue with CDFW, NMFS and USFWS
- Initial analysis shows annual deliveries of 200,000 – 250,000 acre-ft on average
- Range may be refined as discussions continue and permits finalized

Operations

Reservoir operations being refined and integrated with the State Water Project and Central Valley Project to improve certainty related to the project's permittability

YEAR TYPE	1,000 CFS RELEASE CAPACITY (TAF/YEAR)
Wet	90 - 120
Above Normal	260 - 290
Below Normal	245 - 275
Dry	355 - 385
Critically Dry	210 - 240
Long Term Average	**~240**

Sites Reservoir:

Improves the state's water management system in drier periods, restores much-needed flexibility and reliability

Dedicates water to the environment to be managed by state resources agency managers who will decide how, and when, this water would be used

Creates a water asset for members and for the state that does not currently exist

Sites Reservoir

Sites

21st Century Solution to California's Water Reliability Challenges

Sites Reservoir is a generational opportunity to construct a multi-benefit water storage project that helps **restore flexibility, reliability, and resiliency** to our statewide water supply

Sites

21st Century Solution to California's Water Reliability Challenges

Sites Reservoir is a new perspective for water storage

Captures and stores stormwater flows from the **Sacramento River**–after all other water rights and regulatory requirements are met– **for release in dry and critical years**

Sites is **not a "traditional" reservoir project**. It is an **off-stream facility** that **does not dam a major river system** and would **not block fish migration or spawning.**

Sites Reservoir is **one of only two statewide projects specifically named as a priority project in Governor Newsom's Water Resilience Portfolio.**

Water from Sites **directly benefits:**

Sites

Our Strength is in Our Broad Statewide Participation

Participants are diverse, representing major urban centers and rural agricultural regions across California

The Sites Project Authority is **working in collaboration** with a **broad coalition** of project participants **throughout California** to address our **statewide water supply challenges and create a resilient water future**

Working in **close collaboration** with **California Department of Water Resources** and **Bureau of Reclamation** to add **operational flexibility** to the **State Water Project** and **Central Valley Project**

Spirit of teamwork and regional collaboration to advance a practical solution for our statewide water management challenges

Sites

Our Strength is in Our Broad Statewide Participation

Diverse statewide representation of public agencies advancing Sites Reservoir

Participants include **counties, cities, water and irrigations districts**

Urban and **Rural**

Sacramento Valley

San Joaquin Valley

Bay Area

Southern California

Sites

Our Strength is in Our Broad Statewide Participation

Sacramento Valley

Carter Mutual Water Company

City of American Canyon

Colusa County

Colusa County Water Agency

Cortina Water District

Davis Water District

Dunnigan Water District

Glenn County

Glenn-Colusa Irrigation District

LaGrande Water District

Placer County Water Agency

Reclamation District 108

City of Roseville

Sacramento County Water Agency

City of Sacramento

Tehama-Colusa Canal Authority

Westside Water District

Western Canal Water District

Bay Area

Santa Clara Valley Water District

Zone 7 Water Agency

San Joaquin Valley

Wheeler Ridge-Maricopa Water Storage District

Southern California

Antelope Valley – East Kern Water Agency

Coachella Valley Water District

Desert Water Agency

Metropolitan Water District

San Bernardino Valley Municipal Water District

San Gorgonio Pass Water Agency

Santa Clarita Valley Water Agency

Sites

21st Century Solution to California's Water Reliability Challenges

Sites Reservoir would be a vital component of California's integrated statewide water infrastructure

Sites Reservoir will significantly improve the state's water management system in drier periods and **restore much-needed flexibility and reliability** that has been lost in the statewide system

Will add flexibility to California's existing water infrastructure by providing up to 1.5 million acre-feet of additional storage capacity

Sites will be cooperatively managed in conjunction with both the State Water Project and Central Valley Project and **will greatly increase the flexibility, reliability and resiliency of statewide water supplies in drier years for environmental, agricultural, and urban uses**



Sites

21st Century Solution to California's Water Reliability Challenges

Sites Reservoir is designed to be adaptable to a changing climate

As **snowpack declines** due to climate change and more of our **water comes in the form of atmospheric rivers** – Sites Reservoir will **become even more vital** to the future resiliency of our statewide water supply

Sites Reservoir captures and stores this water **for release in dry and critical years** adding **resiliency to** future California water supplies

Sites **operates even better** under the most challenging climate change scenarios

Sites

Rightsized to Meet Our Current and Future Water Supply Needs

Sites Reservoir has been designed and optimized to meet our water supply needs for today and in the future

The Sites Project Authority conducted a **rigorous Value Planning effort** to review the project's proposed operations and facilities **to develop a project that is "right sized" for our investors and participants** while still providing water supply reliability and enhancing the environment

Rightsizing the reservoir was **responsive to input** from **state and federal agencies, NGOs, elected officials, landowners and local communities**

The **feedback we received** through a robust outreach effort was **critical** to developing a reservoir that is the **right size for both people and the environment**

Sites

Rightsized to Meet Our Current and Future Water Supply Needs

1.5 million acre-feet

Utilizes the existing **Glenn-Colusa Irrigation District** and **Tehama-Colusa Canal Authority** canals to convey water to Sites Reservoir from the Sacramento River

Delivers water back to the Sacramento River through the **Tehama-Colusa Canal** and through the **Colusa Basin Drain** for participant deliveries and for the environment

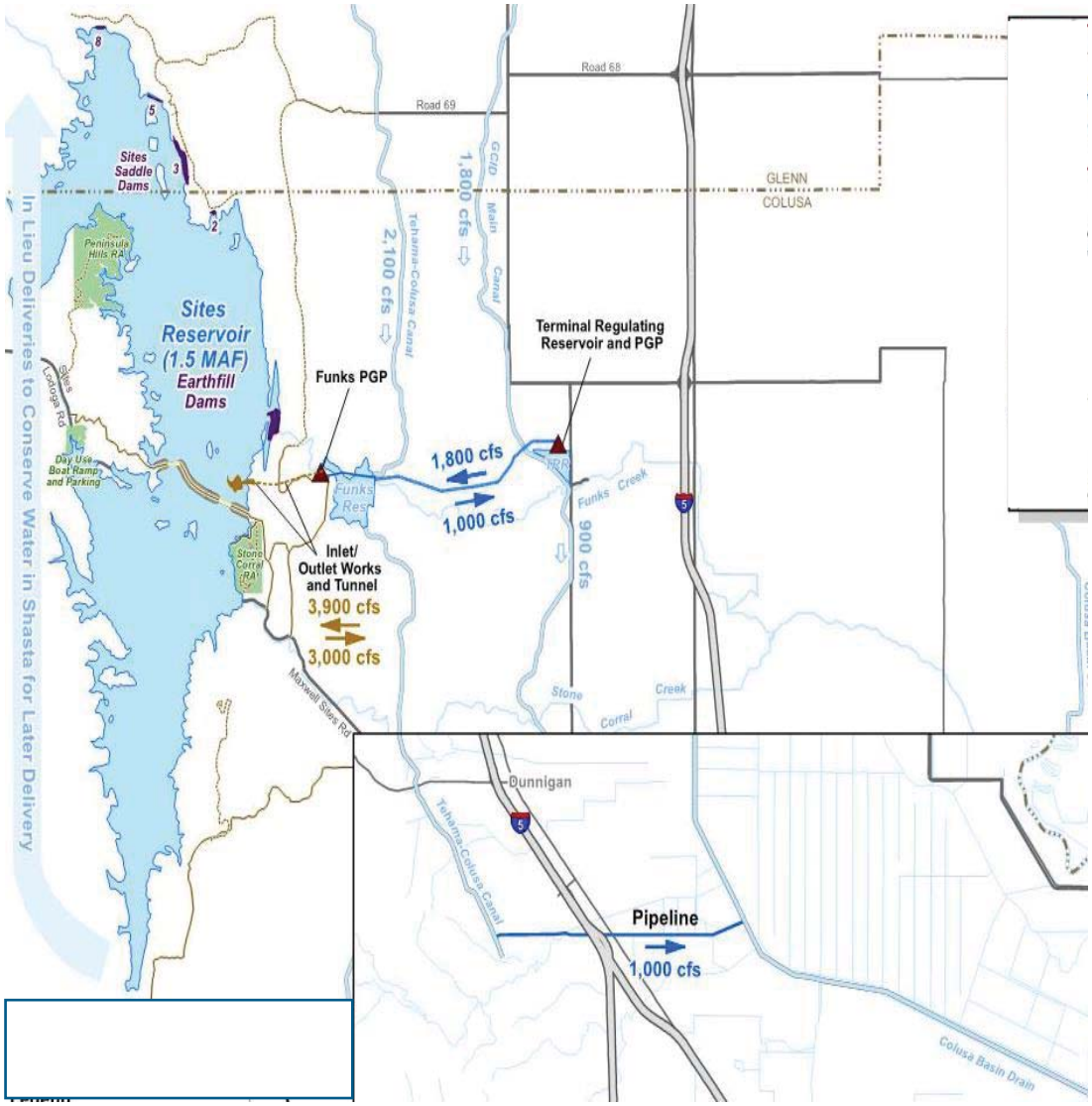

Rightsized to Meet Our Current and Future Water Supply Needs

Member	Reservoir Participation(AFY)
Public Water Agencies	
North of Delta	52,142
South of Delta	140,750
Subtotal Public Water Agencies	192,892
State of CA	~ 40,000
Total Requirement	~230,000

Participant Demand

Participant water subscriptions allocated in the **current participation agreement**

Allocation of State of California water subscription is based on the **Proposition 1 water investment**

- Water for Delta Smelt
- Water for Refuges

Release Capacity from Sites

The "rightsized" project can deliver water to meet the demands of our participants and California's investment of water for the environment

Long term average ~240,000 ac-ft/year

Year Type	1,000 cfs Release Capacity (TAF/year) to the Colusa Basin Drain
Wet	90 – 120
Above Normal	260 – 290
Below Normal	245 – 275
Dry	355 - 385
Critically Dry	210 - 240

Sites

Rightsized to Meet Our Current and Future Water Supply Needs

The Value Planning process has **resulted** in a project that has **a smaller footprint** and **operated in a different manner** then originally designed

Due to these changes the Authority will **revise and recirculate its Draft EIR/EIS**

Work with **landowners, tribes, stakeholders, NGOs, and local communities** to develop a **collaborative environmental review process**

It is essential that we **build a project now that makes sense for all our participants** – local, state, and federal

Sites

Rightsized to Meet Our Current and Future Water Supply Needs

Reservoir Size (MAF)	1.5
Project Cost (2019$, billions)	$2.4 – $2.7
Contingency Cost (2019$, billions)	$0.6
Total Project Cost (2019$, billions)	$3.0 - $3.3
Annualized AF/year release (AF/year)	240,000
Range of Annual Costs During Repayment Without WIFIA Loans (2020$, $/AF)	$650 - $710
Range of Annual Costs During Repayment With WIFIA Loans (2020$, $/AF)	$600 - $660

The rightsized project is **roughly $2 Billion less** then the 2017 preferred alternative

Cost savings primarily from the **removal** of the **Delevan Diversion** facility on the Sacramento River and the **Delevan Pipeline**

Lowered the Annual Cost during repayment ($ A/F)

Significant savings to participants with finance through a **WIFIA** government backed loan

Sites

Provides Statewide Benefits for Generations to Come

Sites Reservoir provides many multi-layered benefits



Off-stream Storage

Does not create a barrier to native fish migration

Federal and State Agencies Manage Environmental Water

Adaptable to current and future conditions and priorities

Local Leadership and Cooperation

Aligns with Sacramento Valley's values and fosters regional and statewide collaboration

Cooperative Operation

Increases effectiveness and efficiency of existing water storage infrastructure

Adaptable to Climate Change

Contributes to system reliability and performance with climate change

Dry Year Water Supply

Reliable dry year water supply for California communities, farms and businesses

Recreational Opportunities

Provides northern Sacramento Valley with additional opportunities for recreation

Environmental Support

Provides environmental water in drier periods for native fish, and habitat for native species and birds

Sites

Provides Statewide Benefits for Generations to Come

Sites Reservoir provides water dedicated to environmental use

A significant portion of the **Sites Reservoir Project's annual water supplies will be dedicated to environment uses**:

- **Preserve cold-water** pool in **Lake Shasta** later into the summer months to support **salmon development, spawning and rearing**
- Provide a **reliable supply of refuge water** to improve **Pacific Flyway** habitat for **migratory birds** and other **native species**
- Provide **water dedicated** to help improve conditions for the **Delta Smelt**

Water dedicated for the environment provided by Sites Reservoir will be **managed by state resources agency managers** who will decide how, and when, this water would be used - creating a water asset for the state that **does not currently exist**

Sites

Provides Statewide Benefits for Generations to Come

Sites Reservoir provides regional flood protection benefits

Provides significant **regional flood protection benefits** for the Sacramento Valley

Will capture and store **flood flows** that would normally impact the communities of **Maxwell** and **Williams** - protecting homes, business and farms

Will help to **limit "down stream" flooding issues** by capturing storm flows that sometimes overwhelm the regions flood control facilities

Sites

Provides Statewide Benefits for Generations to Come

Sites Reservoir will benefit the local and regional economy

Create hundreds of construction-related jobs during each year of the construction period, and **long-term jobs related to operations**

Creates **new recreation opportunities** in the Sacramento Valley which adds to the **region's economy**

Adding **resiliency** to the water supply will **strengthen the statewide economy** and **business** that rely on a reliable source of water for their operations – particularly agriculture

Sites

We are On-Track to Deliver This Vital Project for the People of California

Sites Project Authority has accomplished a lot since it was formed

2010: Sites Project Authority is formed

2016: Reservoir Committee is formed

- **Released** a Draft Environmental Impact Report/Environmental Impact Statement (Draft EIR/EIS) in partnership with the Bureau of Reclamation

2018: Sites Reservoir Project was **awarded $816 million in state investment** to advance the project, the **largest** award given to any project requesting Proposition 1 support

- **Awarded** a **$449 million loan** from the **U.S. Department of Agriculture's Rural Development** program

2019: The project **received $6 million**, bringing the total in Congressional Appropriations from the Water Infrastructure Improvements for the Nation (WIIN) Act to **$10 million**

2020: Sites Reservoir is **specifically named as one of only two priority projects** in the Governor's **2019 Water Resilience Draft Portfolio**–a plan to provide reliability and resiliency to statewide water supplies

Sites

We are On-Track to Deliver This Vital Project for the People of California

Next Steps for 2020 – 2021 Environmental Permitting

Finalization of the **EIR/EIS Project Description Chapter**, both construction and operations/maintenance of the project and **alternatives**

Desk top research to **update environmental baseline**, where appropriate, to better support analysis and the administrative record

Continued **outreach to Landowners, Agencies, NGOs, Tribes,** and other stakeholders to proactively address concerns and formulate collaborative solutions

Prepare and **circulate** a revised **Draft EIR/EIS**

Review, categorize and **draft initial responses** to comments **received** on the recirculated Draft EIR/EIS

Prepare and **submit** an **Environmental Summary Report** to support CWC feasibility determination

Sites

We are On-Track to Deliver This Vital Project for the People of California

Next Steps for 2020 – 2021 Environmental Permitting

Submit the **Biological Assessment (BA)** and work with U.S. Fish and Wildlife Service to complete a **Biological Opinion (BO)**

Finalize Programmatic Agreement in compliance with the National Historic Preservation Act (Section 106)

Submit Clean Water Act Section **404 Section 401 permit applications**

Development **agreement** on approach for River and Harbors Act **Section 408** approval

Progress **Water Right application**

Submit required permits in support of planned **Geotechnical field activities**

Sites

We are On-Track to Deliver This Vital Project for the People of California

Next Steps for 2020 – 2021 Engineering

Complete **Final Federal Feasibility Report** in coordination with Bureau of Reclamation

Engage with **Division of Safety of Dams (DSOD)** on dam design and construction approach

Continuing **collecting and analyzing of focused geotechnical data** in support of design

Develop the project-wide **Geotechnical Investigation Plan**

Updated and refine the **project-wide cost estimate**

Support the Environmental Planning and Permitting teams with **engineering and design support**

Sites

We are On-Track to Deliver This Vital Project for the People of California

$100/acre-ft funding request in two installments

- $60/acre-ft due Sept 1, 2020
- $40/acre-ft due Feb 1, 2021

Funds would cover work performed from 9/1/20 through 12/31/21

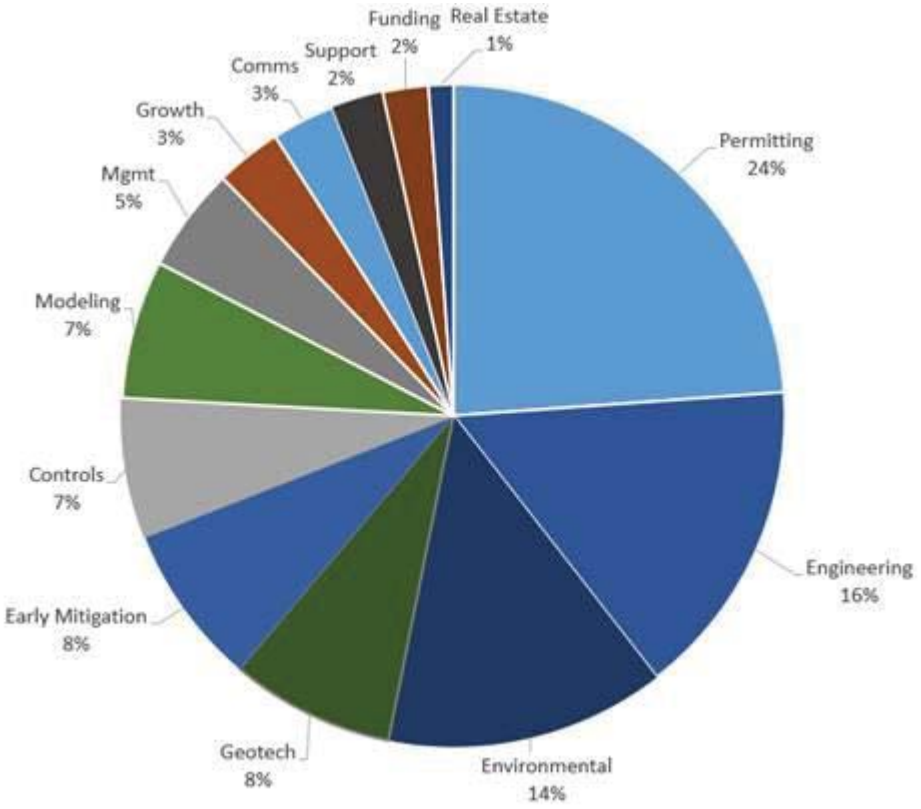

Sites

We are On-Track to Deliver This Vital Project for the People of California

Near-term Project Schedule

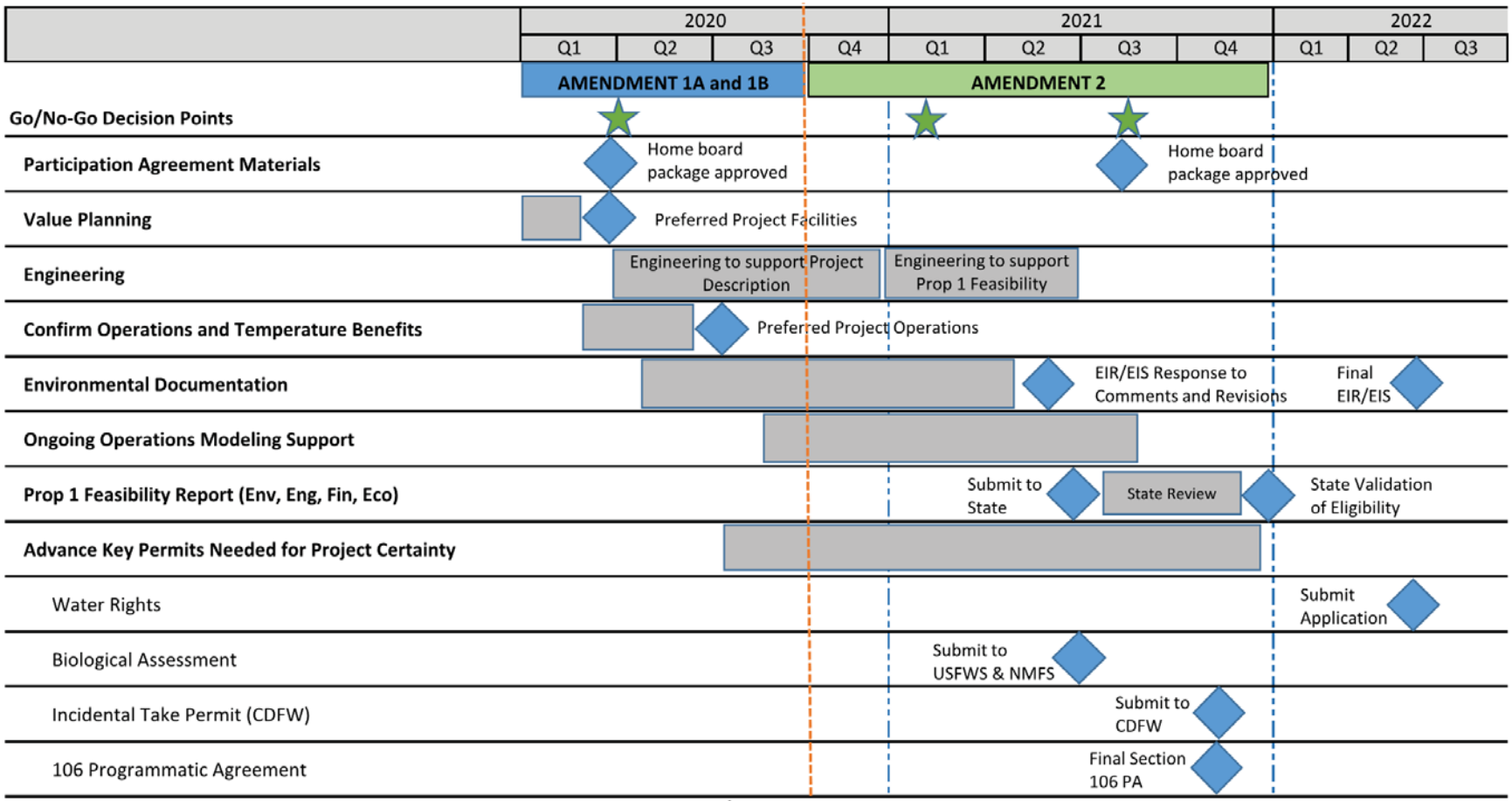

NOTE: This graphic includes schedule drivers only and does not include all activities/deliverables.
This work plan is based on current participation commitments.

We are On-Track to Deliver This Vital Project for the People of California

Key Milestones Through 2021

Meet **eligibility requirements under Prop 1 (WSIP)** in order to access the remainder of the $816 Million in funding

Recirculate Draft EIR/EIS for public comment, proactively engage stakeholders, develop responses to comments to support environmental feasibility determination

Complete Feasibility Report

Secure environmental permit certainty and **draft permit applications**

Update and **refine cost estimate** and **affordability analysis**

Develop Plan of Finance

Adopt Storage Policy that can be used to meet **individual investor needs**

Improve definition of **SWP/CVP** exchange, including **Operations Plan**

Enhance landowner, stakeholder & NGO engagement

Develop Operating Agreement Term Sheets with: DWR, USBR, TCCA, GCID, CBD Authority

Sites

Path Forward Starting 2022

Planning Phase

Final EIR/EIS

Final Biological Opinion

Complete water rights process

Prop 1 required agreements

Electrical grid interconnection agreement

Interim financing

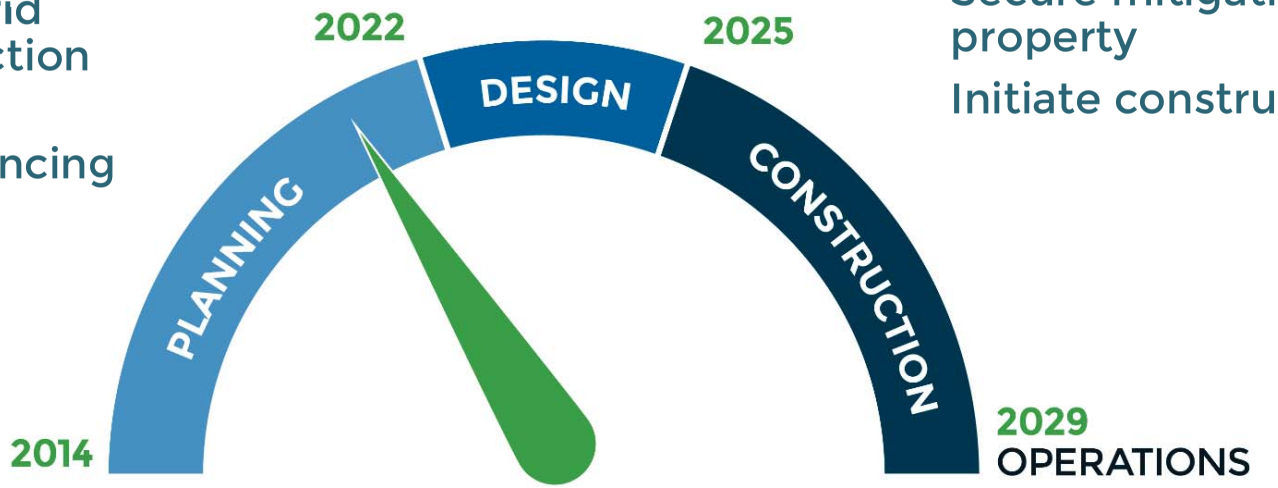

Design Phase

Geotech explorations

Engineering designs

Land acquisition

Secure final permits

Secure water rights

Secure mitigation property

Initiate construction

Sites

21st Century Solution to California's Water Reliability Challenges

Why Sites Reservoir?

Unique opportunity to restore flexibility, reliability and resiliency to statewide water supply

Not a traditional water storage project

Benefits people, farms and the environment

Critical to California's water resiliency

Sites

Questions

Beaumont-Cherry Valley Water District
Regular Board Meeting
May 28, 2020

Item 7

STAFF REPORT

TO: Board of Directors

FROM: Dan Jaggers, General Manager

SUBJECT: **Update regarding Attendance at the Association of California Water Agencies Annual Summer Conference in Monterey, CA (now July 29 - 30, 2020)**

Staff Recommendation

None. Information only.

Background

The BCVWD Policies and Procedures Manual Part II, Section 12 A states:

> Members of the Board of Directors are encouraged to attend educational conferences and professional meetings when the purposes of such activities are to improve District operation. Hence, there is no limit as to the number of Directors attending a particular conference or seminar when it is apparent that their attendance is beneficial to the District.

Attendance at the ACWA conferences can be beneficial to the District. With the availability of grant opportunities, BCVWD's participation in the Sites Reservoir project, and the endeavor to minimize imported water costs, the ACWA conference provides a forum to learn about issues, best practices and to make strategic contacts. It would serve BCVWD to be well informed.

Summary

This conference is normally called the "Spring Conference;" however due to the onset of the COVID-19 pandemic and related regulations on large gatherings, the conference was postponed to July, and has now transitioned to a "virtual conference" due to continued state mandates to limit the spread of the virus. The specific dates of the conference have changed to July 29 – 30.

The deadline to register is July 10, 2020. Directors Williams and Ramirez have indicated interest in attending.

Fiscal Impact

The estimated cost per conference attendee was $4,220, including conference registration fee of $725. With the transition to a virtual conference, the cost will be greatly reduced and ACWA has indicated that new information on registration fees will be available soon.

District staff shall register the Directors who wish to attend.

Attachments

ACWA News Release

Report prepared by Lynda Kerney, Administrative Assistant

ACWA TRANSITIONING TO VIRTUAL SUMMER CONFERENCE

BY WILL HOLBERT MAY 12, 2020 WATER NEWS

In order to follow state mandates on the prevention of COVID-19 spread, ACWA plans to transition from an in-person conference this July to a virtual event within the same time period.

Gov. Gavin Newsom recently announced that for the protection of public health, mass gatherings, including conferences, must wait until a vaccine or medical treatment for COVID-19 is available.

“The health and safety of ACWA members and staff will always be our highest priority and has guided our actions in changing the date of spring conference from May to July,” wrote ACWA Executive Director Dave Eggerton in a May 8 Outreach Advisory. “While I will greatly miss seeing you in person, this first-of-its-kind virtual event for ACWA will be one to remember. Our team is working hard to deliver the same outstanding content and high profile speakers to share the latest developments and key insights on the most important issues affecting you and your agency.”

With this change in the event’s platform, the cost to register and attend will be substantially less than an in-person conference. Specific dates and times are still under development. ACWA will automatically transfer conference registrations to the virtual event. Attendees will be able to apply the remaining credit toward the 2020 Fall Conference & Exhibition or receive a refund. Registration will open later in May.

More information on registration and conference programming will be announced soon. Hotel reservations that were made with the ACWA hotel block will be automatically cancelled by the Monterey County Convention & Visitor’s Bureau.

For registration questions, please email ACWAConfQuestions@acwa.com.

© 2020 Association of California Water Agencies

Beaumont-Cherry Valley Water District
Regular Board Meeting
May 28, 2020

Item 8

STAFF REPORT

TO: Board of Directors

FROM: Dan Jaggers, General Manager

SUBJECT: **Continued Review of Water Supply Assessment for Legacy Highlands Development Project located south of Highway 60 and west of Beaumont Avenue (Highway 79)**

Staff Recommendation

No recommendation. Information only.

Background

District staff received a request for a Water Supply Assessment (WSA) and associated "Will Serve Letter" for the Legacy Highlands Development Project which is located in an unincorporated portion of Riverside County. The Project Site location is not within the District's Boundary, however the Project Site location is within the District's Sphere of Influence. Due to the proximity of the Project Site, the Developer proposes to be annexed into the City of Beaumont and Beaumont-Cherry Valley Water District (BCVWD) (approximately 1,600 acres of land, south of Highway 60 and west of Beaumont Avenue [Highway 79]), shown in Figure 1 – Project Site Map.

At the end of 2018, the Developer requested that the District prepare a new Water Supply Assessment (WSA) and that said assessment, together with a request for a "Will Serve Letter," be presented to the Board. At the April 10, 2019 Regular Meeting of the Board of Directors, two (2) Board members were not in attendance, therefore this item was brought before the Board for further discussion at the April 25, 2019 Engineering Workshop to allow the entire Board the opportunity to fully review, provide comment and discussion of the Draft WSA. This item, however, was pulled from the agenda at the request of the Developer.

After the April 25, 2019 Engineering Workshop, the Developer indicated to District staff that they wanted to further evaluate the water supply opportunities within the project's limits and prepare and provide supplemental information to the WSA which was prepared by District staff.

This Staff Report serves to continue the review and discussion of the Draft WSA prepared by District staff with updates pertaining to the current status of the Bay Delta Conveyance Facility, Sites Reservoir, District's current demand projections for 2018 and 2019, and further discuss additional water supplies presented by the Developer, as well as certain development conditions which will be imposed on the project by the City of Beaumont and/or the District.

Staff would like to continue discussions related to issuance of a "Will Serve Letter" for the Project necessary for the Project annexation to move forward for consideration.

Summary

The Project is proposed to include the following components:

1. 1,107 single family residential units
2. 1,761 active adult residential units
3. 1.2 million sq. ft. of commercial / industrial use
4. One (1) 20-acre school site (approx.)
5. Several neighborhood parks and open space areas.

Water Demands:

The District's WSA estimated water demand for the Proposed Project has been established based on discussions with District staff, City of Beaumont staff and the Developer. District staff has also completed an analysis of the potable water demand for thirty two (32) residential tracts constructed in the District from late 2006 through early 2018 and include one (1) school and neighborhood and open space park water demands. For the commercial / industrial / institutional (CII) demand, an estimated 1,500 sq. ft. per employee was used to estimate the proposed facility staff levels, which is supported by industry standards and was based on 260 working days per year. Total proposed water demand at project build-out is distributed among the potable and non-potable water system as follows:

• Potable Water Demand	1,343.4 AFY
• Non-Potable Water Demand	178.2 AFY
Total	1,521.60 AFY

The total new water demand required by the project is proposed to service the 2,868 Dwelling Units (DUs), one (1) school site, and 1.2 million square feet of commercial and industrial development.

Water Source of Supply:

This new water demand will need to be provided by imported water via the San Gorgonio Pass Water Agency and new non-potable water resources provided by BCVWD through the City of Beaumont's upgraded Wastewater Treatment Plant (WWTP) which is anticipated to be completed in calendar year 2020 or 2021. The identified recycled water supply resource is a planned source of supply, however, it is an **unsecured** source at this time. Per the Developer's Supplemental Report to WSA for the Legacy Highlands Project, the developer and their engineer identify there could be additional water supply provided by a private water supply activity provided by the Developer. This activity would require a private water supply system that pumps from the non-adjudicated area of the San Timoteo Groundwater Basin into a non-potable water system (built to District Standards) and would require review and approval of the City and other jurisdictional agencies.

The City of Beaumont and the District completed and executed a Memorandum of Understanding (MOU) for Recycled Water in June 2019, however implementation of this MOU must still take place. At this time, the District is positioning itself to be prepared for receipt of recycled water from the City upon its availability. However, there is uncertainty to the overall implementation of this project. Regardless, this is a key planned source of supply required for this Project to move forward. Based upon that fact, the Developer has proposed an

alternative source of supply and reviewed said source with the City of Beaumont. An analysis of that source of additional supply has been prepared by Stetson Engineers, Inc. and is attached hereto for reference.

The Sites Reservoir Project is a 1.5M acre-foot storage facility and is anticipated to be constructed and online in approximately 2030 to 2032. The District is currently an active participant (via agreement with San Gorgonio Pass Water Agency) in the Sites Reservoir Project and recently (February 2019) agreed to continue its participation in the 2019 portion of Phase 2 of the project. The District has the option to continue or discontinue its participation in the summer of early fall of this calendar year (2020). This project does provide a significant long-term water supply, however, there are several significant milestones and activities which need to occur prior to it becoming a realized and secured water source of supply.

BCVWD Proposed Development Conditions are as Follows:

Prior to final project development, the following conditions must be met:

1. The applicant shall be required to submit all revised, new or updated, Tentative Mapping and Planning documents (i.e. Revised Specific Plan and Tentative Mapping).
2. The applicant will be conditioned by the City of Beaumont to fully demonstrate the actual ability to develop and provide any and all supplemental water supplies and legal claims thereto proposed by the developer prior to completion of annexation.
3. The applicant shall annex into the Beaumont-Cherry Valley Water District and pay all fees associated and related to annexation.
4. The Applicant shall prepare plans in accordance with District Standards showing all required domestic water system and non-potable water system improvements. Said plans shall be approved by the District prior to construction.
5. The Applicant shall conform to all District requirements and all City of Beaumont requirements.
6. The Applicant shall enter into a water facilities extension agreement and pay all fees associated with the domestic, non-potable water services and main line pipeline extensions. The Applicant shall also pay all fees related to new fire service facilities including any facilities improvements that may be necessary to meet the fire flow requirements.
7. The Applicant shall be required to extend all master plan water and recycled water facilities to the subject property and along all property frontages in accordance with an updated Plan of Service which will be required but will reference the previously District prepared Plans of Service dated 2003, and revised in March 2006.
8. The Applicant shall be required to pay front footage fees along all property frontages where facilities are currently installed.
9. Recycled water shall be available from the City of Beaumont, or develop the alternative source of supply for the non-potable (recycled) water system prior to service being provided by BCVWD.
10. Once recycled water is available from the City of Beaumont and distributed by the District, the Applicant shall connect to the recycled water system for irrigation supply. To minimize the use of potable water, the District requires the applicant conform to the City of Beaumont Landscaping Ordinances and Zoning Requirements and/or County

of Riverside Landscaping Ordinances (as applicable) which pertains to water efficient landscape requirements and the following:

a. Landscaped areas which have turf, shall have “smart irrigation controllers” which use Evapotranspiration (ET) data to automatically control the watering. Systems shall have an automatic rain sensor to prevent watering during and shortly after rainfall and automatically determine watering schedule based on weather conditions, and not require seasonal monitoring changes. Orchard areas, if any, shall have drip irrigation.

b. Landscaping in non-turf areas should be drought tolerant planting materials native to the region. Irrigation systems for these areas should be drip or bubbler type.

Fiscal Impact

None. All deposits, fees, and facility installation costs will be paid by the Applicant prior to providing service.

Attachment(s)

Figure 1 – Project Site Map
Figure 2 – Site Plan
Letter from the City of Beaumont dated May 21, 2020
Stetson Engineers Inc. Technical Memorandum: Potential Groundwater Production The Legacy Highlands Development

Handout

BCVWD DRAFT Water Supply Assessment for Legacy Highlands Development

Staff Report prepared by Dan Jaggers, General Manager & Mark Swanson, Senior Engineer

Figure 1 – Project Site Map

Figure 2 – Site Plan

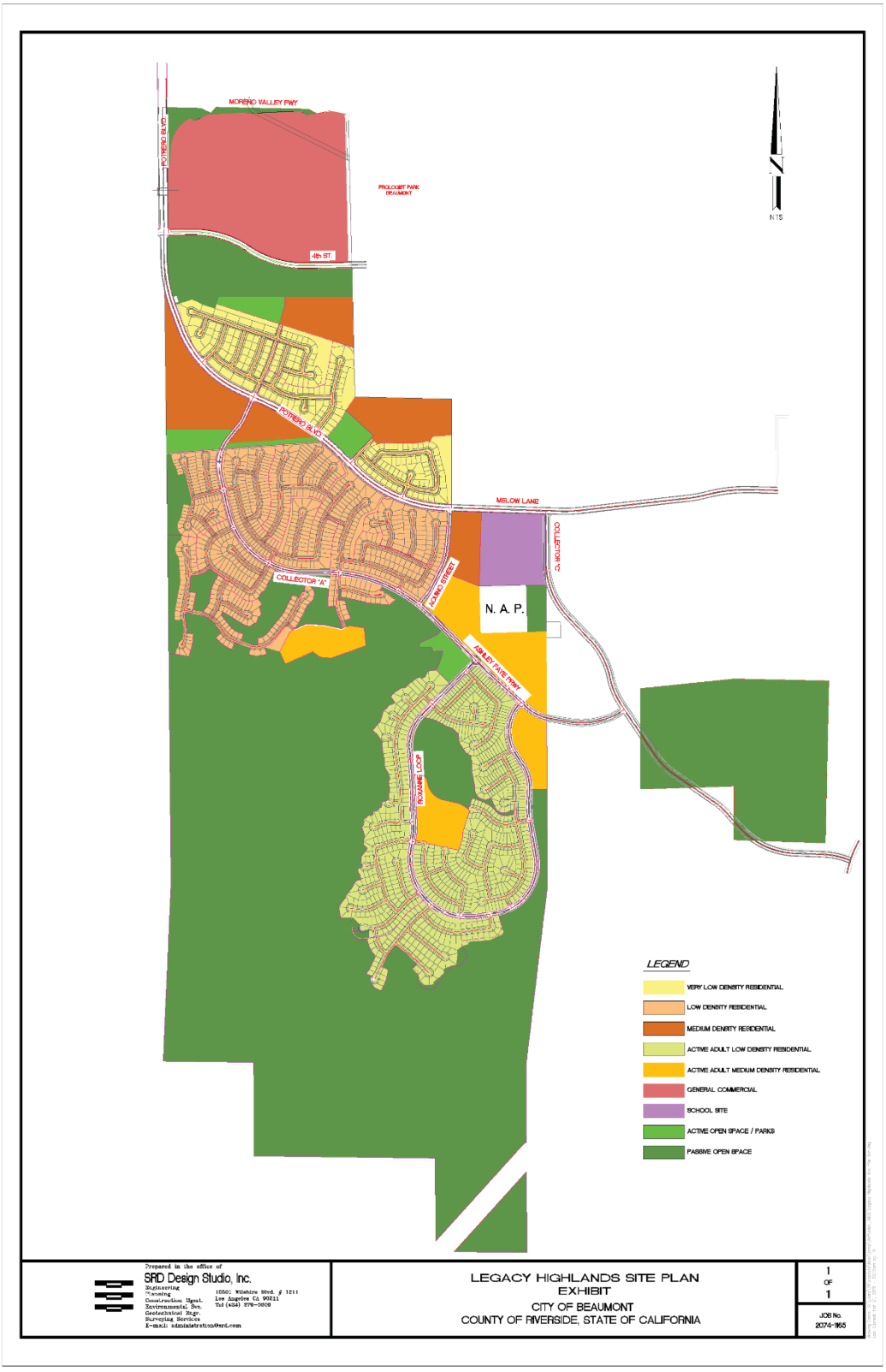

CITY OF BEAUMONT
550 E. 6th Street, Beaumont, CA 92223
Phone (951) 769-8520 Fax (951) 769-8526
BeaumontCa.gov

May 21, 2020

Mr. Dan Jaggers
General Manager
Beaumont Cherry Valley Water District
560 Magnolia Avenue
Beaumont, Ca 92223

Dear Mr. Jaggers,

It is my understanding that developers of the project commonly known as Legacy Highlands have proposed the use of on-site wells to meet the development's irrigation needs until such time that recycled water is made available. Since recycled water is not currently available to the project, City staff would support this temporary source of irrigation water subject to the following conditions:

1. Said use of on-site water shall cease immediately upon such time that recycled water is made available;
2. At such time that the project is converted to recycled water, all wells and related facilities shall be transferred to the Beaumont Cherry Valley Water District (BCVWD) for its full ownership and control;
3. At such time that the project is converted to recycled water all transferrable water rights shall be conveyed to the BCVWD;
4. Development of the property shall be limited to a specific number of land use equivalents until such time that the property is converted to recycled water. This cap on development shall be established to ensure that the development does not exceed the available water supply for potable and non-potable uses; and
5. Provided that all deficiencies identified by the Superior Court in its ruling invalidating the EIR via Cherry Valley Area Pass Acres and Neighbors vs. City of Beaumont (Case No. RIC492830) have been fully resolved.

It is contemplated that this matter will ultimately be submitted to the City Council at the appropriate time and nothing in this letter is to be construed to divest the City Council of its discretion and authority.

Sincerely,

Todd Parton
City Manager

STETSON
ENGINEERS INC.

861 Village Oaks Drive, Suite 100 • Covina , California 91724
Phone: (626) 967-6202 • FAX: (626) 331-7065 • Web site: www.stetsonengineers.com
Northern California • Southern California • Arizona • Colorado

TECHNICAL MEMORANDUM

TO: **David Golkar**
Legacy Highlands

FROM: **Stetson Engineers Inc.**

SUBJECT: **Potential Groundwater Production**
The Legacy Highlands Development

JOB NO.: **2763-001**

DATE: **May 21, 2020**

Background

The Legacy Highlands Project (Project) plans to develop approximately 1,600 acres of land for multi-purpose uses in the City of Beaumont, CA. The Project is located south of Highway 60 and Highway 79. The Beaumont Cherry Valley Water District (BCVWD) issued a draft Water Supply Assessment (WSA) in April 2019, and based on the draft WSA analysis, the Project has a potential water demand of 1,450 acre-feet per year (AFY) of potable water and 178 AFY of non-potable water (combined potable and non-potable water demand of 1,628 AFY). It is anticipated that at full development with 3,218 equivalent development units, the Project will contribute a return flow of approximately 643.6 AFY into the underlying groundwater basin. If the non-potable demands of 178 AFY are met from groundwater produced from existing wells owned by the landowner of the Project, the return flows will result in the Project providing a net recharge to the groundwater basin of 465.6 AFY. The draft WSA concluded that the BCVWD will in the future have sufficient and adequate water supplies available to meet

the long-term needs of the Project, provided that current efforts to implement projects and agreements that will enhance BCVWD's imported and recycled water supplies continue to move forward. However, the landowner of the Project owns five (5) existing wells located within the Project area along Cooper Creek, and the potential use of groundwater extracted from the Project's existing wells may serve as a supplemental water supply to the Project until the BCVWD's imported and recycled water supply projects/agreements are implemented. The locations of the Project, the five (5) existing extraction wells, the BCVWD, and the Beaumont groundwater basin are shown on Figure 1.

Stetson Engineers, Inc. (Stetson) was retained by Legacy Highlands Development to evaluate the potential capacity of the existing wells owned by the landowner of the Project. The general hydrogeology of the Project and surrounding area, groundwater pump tests, and water quality as relating to the Project are reviewed and discussed in this technical memorandum.

Study Area Hydrogeological Setting

The Project is a multi-purpose development plan for new single family development and active adult residential, commercial, and industrial development in the City of Beaumont with a total land size of approximately 1,600 acres. The Project area is located in unincorporated areas east of the San Gorgonio Pass and adjacent to the City of Beaumont, as shown on Figure 1. Precipitation in the Project area occurs mostly during the winter and the spring, and an average annual precipitation of over 17 inches per year (in/yr) has been recorded at the nearby Beaumont weather station since 1901. Geologic structures around the Project area are within the San Andreas Fault system, which includes various geologic faults and folds that interact together as an integrated complex (USGS, 2006). A generalized geologic map of the Project and the surrounding area is shown on Figure 2 (USGS, 2006). Figure 2 indicates that sediments in the Project area are mostly unconsolidated younger deposits (Qy) and older deposits (Qo) and are fairly permeable.

The Project area is not located within the Beaumont groundwater basin. However, it is anticipated that underlying groundwater storage in the Project area is feasible for extraction due to the Project area's location immediately adjacent to the Beaumont groundwater basin, a productive storage unit within the San Gorgonio Pass groundwater basin (USGS, 2006). Additionally, according to the United States Geological Survey (USGS) 2018 fault map, there are a few northwest trending faults (the Beaumont Plain fault zone) located north of the Project area, as shown on Figure 3. The impacts of these fault zones to groundwater flow between the Beaumont Groundwater Basin and the Project area are not clearly understood. The Project area may receive groundwater recharge from various sources, including infiltration from storm runoff, underflow from the adjacent Beaumont groundwater basin, and return flow from nearby municipal, industrial, and agricultural water uses. Similarly, groundwater discharges may occur due to groundwater extraction, underflow to the adjacent Beaumont groundwater basin, and evapotranspiration.

The groundwater levels of wells with available and continuously measured data in close proximity to the Project area were reviewed to obtain information on the general trends in regional groundwater level fluctuations. As shown on Figure 4, groundwater surface elevations in relation to ground surface elevations at State Well No. 03S01W05Q001S, located less than 1 mile north of the Project area, have been measured continuously from 1990 to 2000, and from 2005 to 2008. During these periods, groundwater elevations at this well have been relatively stable with fluctuations that generally do not exceed 15 feet over the period of record. It can be reasonably anticipated that wells in proximity to this well may also experience similarly stable groundwater surface elevations with minimal fluctuation over time.

Groundwater Pump Tests

The Project landowner owns five (5) extraction wells. During the period between August 21, 2019 and September 5, 2019, three (3) 24-hour constant rate pump tests were performed at Wells No. 1, No. 2, and No. 3 to evaluate water level responses under controlled flow rates.

The pump test for Well No. 1 was performed using a 30 horsepower (hp) motor, and the groundwater intake was set at a depth of 190 feet below ground surface (bgs). The test setup for Well No. 2 was also performed using a 30 hp motor, and the groundwater intake was set at a depth of 190 feet bgs. The pump test for Well No. 3 was conducted using a 15 hp motor, and the groundwater intake was set at a depth of 180 feet bgs. Additionally, the controlled flow rates for the pump tests were 300 gallons per minute (gpm) (483.9 AFY), 275 gpm (443.6 AFY), and 80 gpm (129.0 AFY) for Wells No.1, No. 2, and No. 3, respectively. The controlled flow rates were verified by the use of a totalizer. The results of the pump tests are provided in Appendix A, and the plots of drawdown versus time for these three (3) pump tests are shown on Figures 5a through 5c. The results of the pump tests suggest that all three (3) wells were able to reach stable pumping levels of approximately 27 feet bgs for Well No. 1; approximately 142 feet bgs pumping rate for Well No. 2; and approximately 10 feet bgs Well No. 3.

An approximately 16-hour recovery period was also conducted, and water levels were then recorded after the end of the recovery period. Groundwater levels at Well No. 1 recovered to approximately 90% of the drawdown within the first hour of recovery and were fully recovered 16 hours after the test pump was stopped. Groundwater levels at Well No. 2 recovered to approximately 65% of the drawdown within the first hour of recovery and 99% of the drawdown after 16 hours of recovery. Groundwater levels at Well No. 3 recovered to approximately 40% of the drawdown within the first hour and 99% of the drawdown after 16 hours of recovery. In general, a recovery to 95% of the drawdown within a 24-hour period is considered acceptable for maintaining a suitable well yield.

Water Quality

Groundwater quality samples were collected at Wells No. 1, No. 2, and No. 3 on May 15, 2019 by Well Tec Water Well & Pump Service and were analyzed by Babcock Laboratories, Inc. The lab reports are provided in Appendix B, and Table 1 summarizes the results of the analyses. The Maximum Contaminant Levels (MCLs) for the analyzed

parameters that are regulated under the California drinking water standards are also provided in Table 1.

Table 1 shows that all analyzed parameters meet the California primary and secondary drinking water standards, except for Iron and Manganese. Although Iron and Manganese exceed the secondary drinking water standards of 300 micrograms per liter (µg/L) and 50 µg/L, respectively, these two (2) chemicals mainly cause aesthetic issues and are not direct health concerns. If groundwater extractions are applied for non-potable purposes only (i.e. irrigation), the water quality of these wells is considered acceptable. However, the presence of Iron can promote the growth of autotrophic iron bacteria in the irrigation distribution system, resulting in generation of iron oxide deposits that can potentially clog the irrigation distribution system. Depending on its chemical occurrence, Manganese can precipitate into manganese hydroxides that may also contribute to clogging of the irrigation distribution system, though likely at a slower rate. Removal of Iron and Manganese is recommended but not required for non-potable uses of the extracted groundwater.

It should be noted that not all parameters regulated by drinking water standards were analyzed by Babcock Laboratories, Inc. If the extracted groundwater is considered for potable uses in the future, water quality analysis of all parameters regulated by the California primary and secondary drinking water standards is recommended.

Conclusions and Recommendations

Based on the water levels of nearby wells (State Well No. 03S01W05Q001S, located less than 1 mile north of the Project area), the results of the pump tests, and the water quality sampling, the Project's existing wells are suitable for sustained groundwater extraction. For non-potable groundwater uses such as irrigation, the water quality of the wells owned by the Project landowner is considered acceptable. Although Iron and Manganese exceed the California secondary drinking water standards, these two constituents cause primarily aesthetic issues such as potential clogging of the irrigation distribution system, and are not directly related to health concerns. Removal of Iron and

Manganese is recommended but not required for non-potable uses of the extracted groundwater. However, if extracted groundwater is considered for potable uses in the future, water quality analysis of all parameters regulated by the California primary and secondary drinking water standards is recommended.

J:\2763\Draft GW Production Memo_clean-jmm3.docx

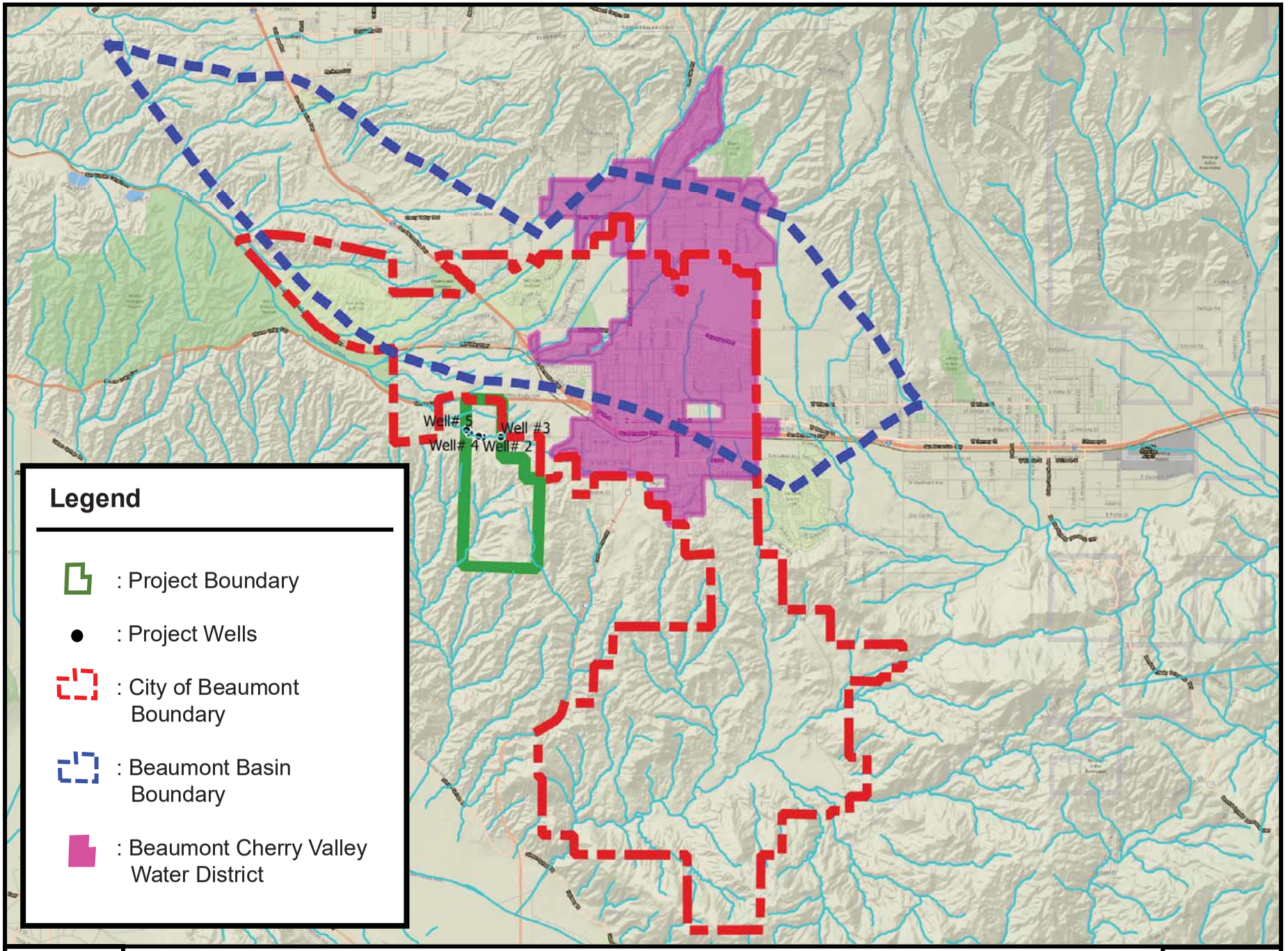

STETSON ENGINEERS INC.

The Project and Surrounding Area Map

Figure 1

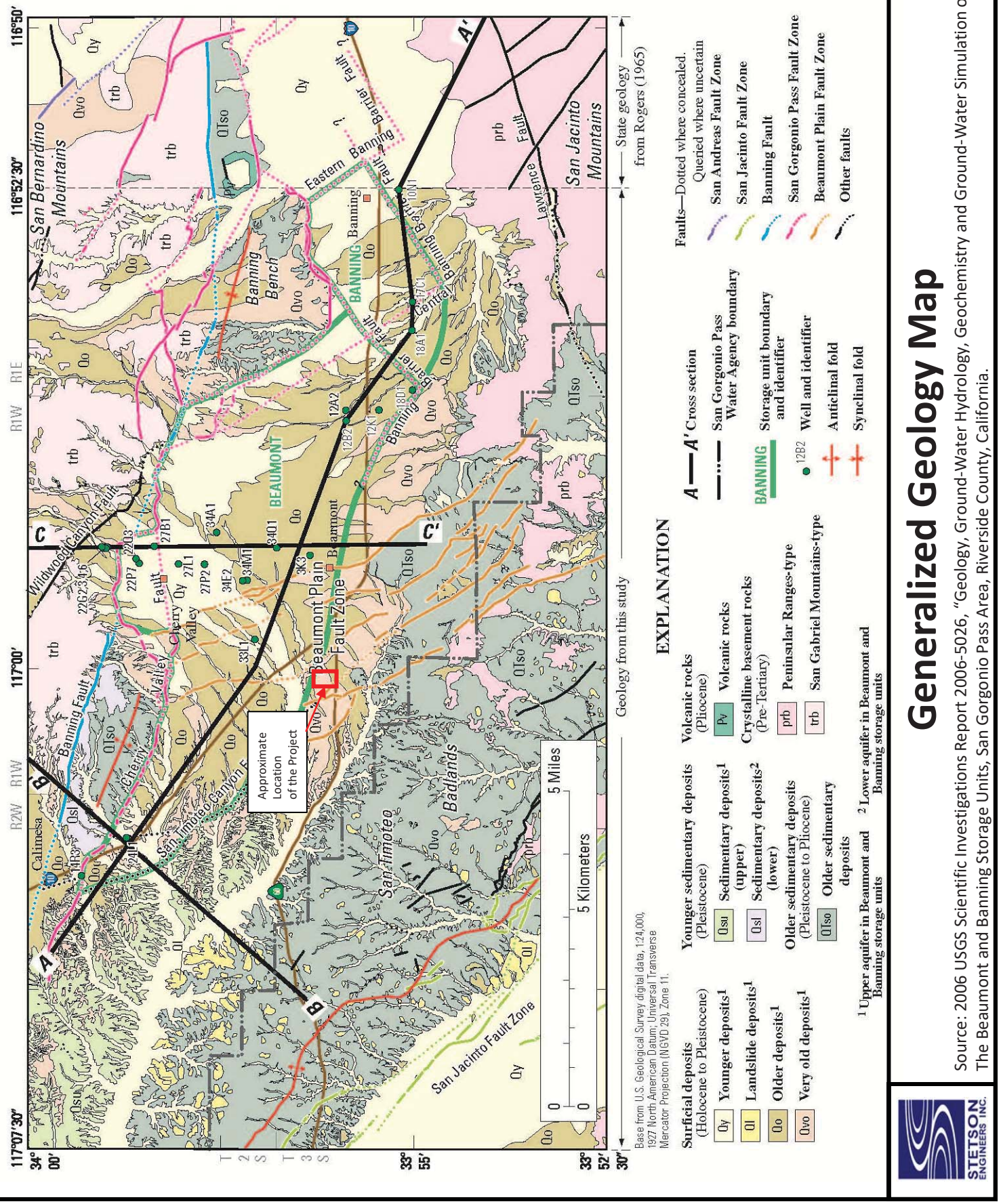

Generalized Geology Map

Source: 2006 USGS Scientific Investigations Report 2006-5026, "Geology, Ground-Water Hydrology, Geochemistry and Ground-Water Simulation of The Beaumont and Banning Storage Units, San Gorgonio Pass Area, Riverside County, California.

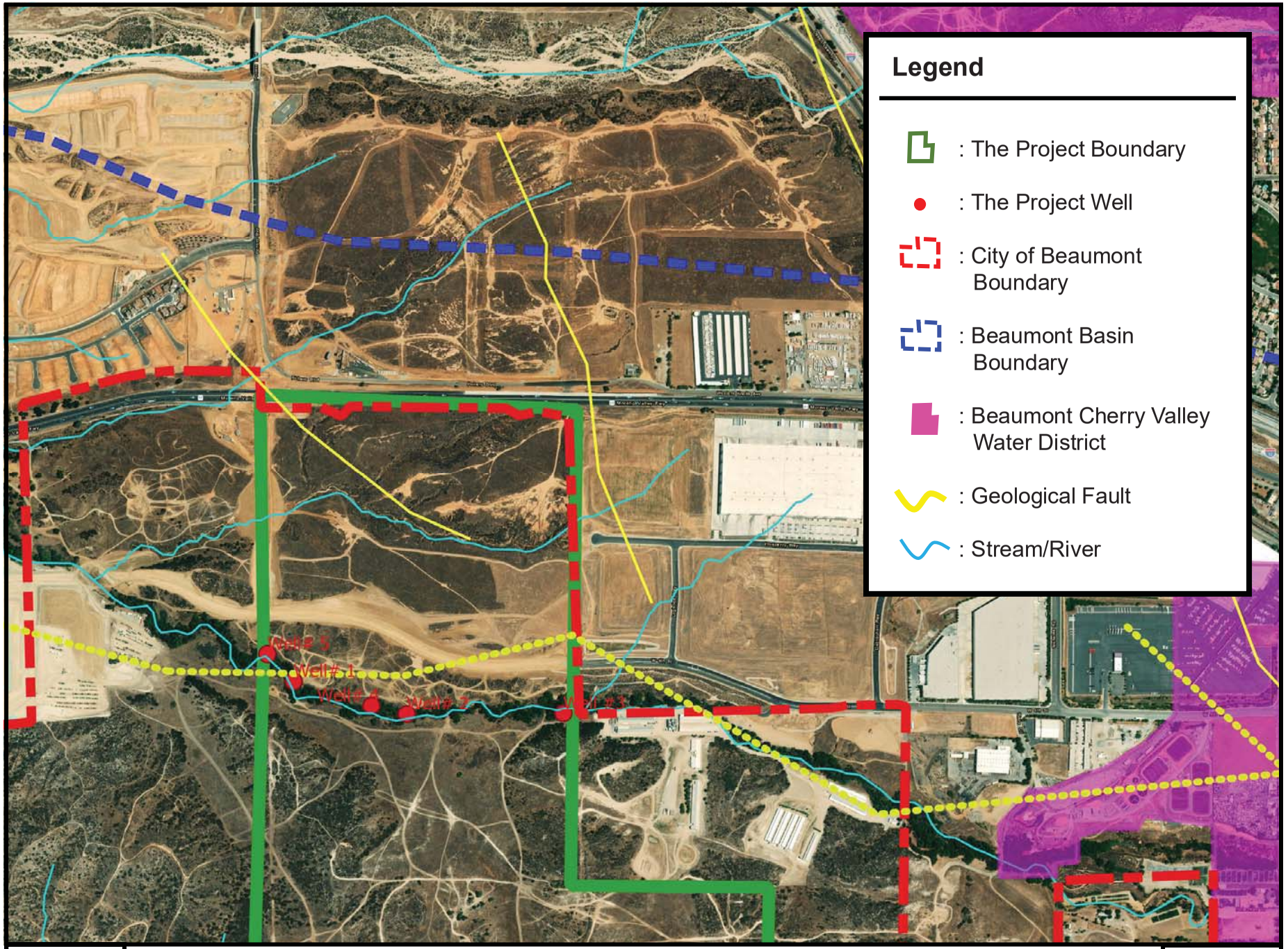

STETSON ENGINEERS INC.

Fault Zones Around The Project Area Map

Figure 3

Figure 4
Groundwater Levels for State Well No. 03S01W05Q001S

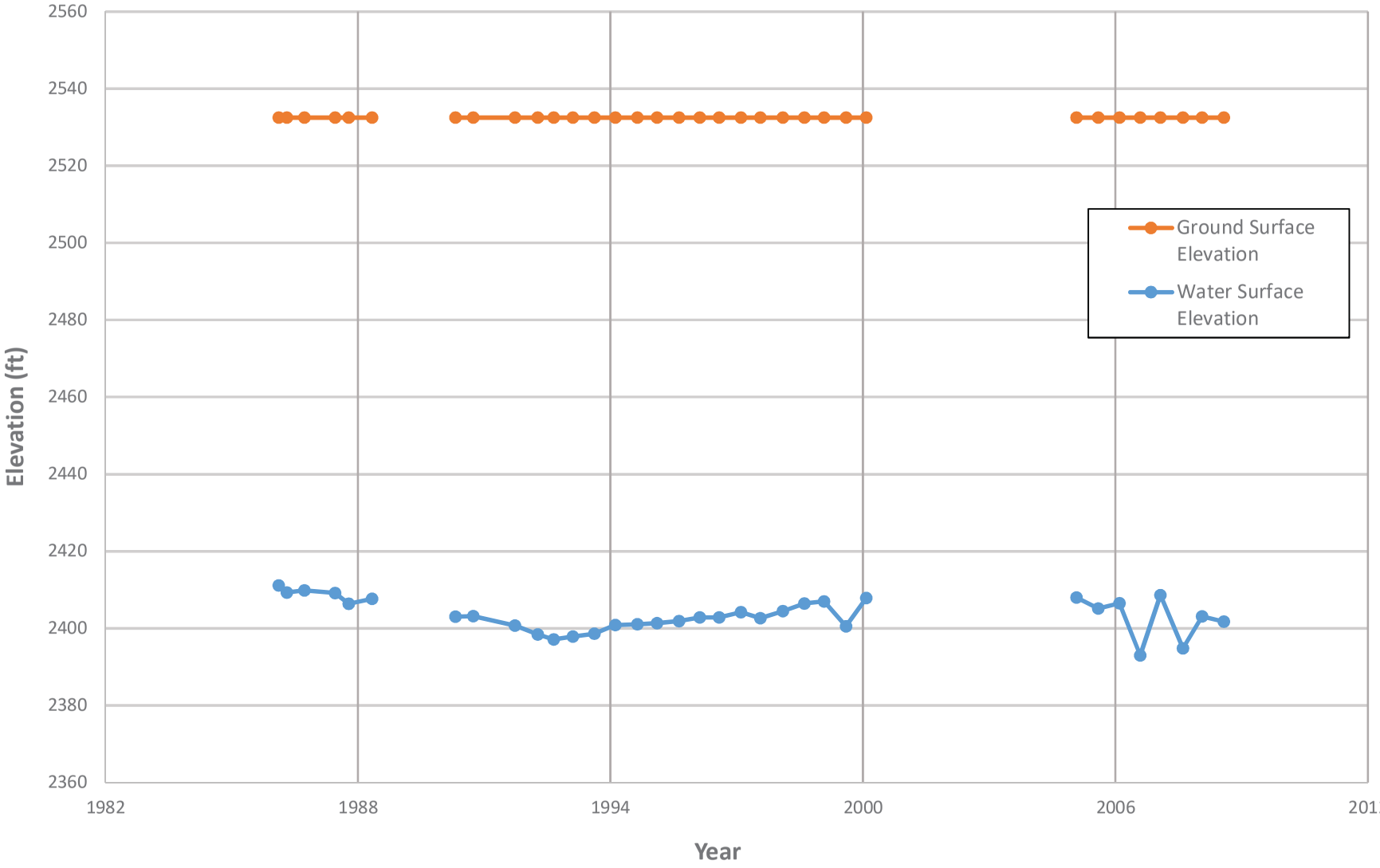

Source: California DWR SGMA Data Viewer
https://sgma.water.ca.gov/webgis/?appid=SGMADataViewer#gwlevels

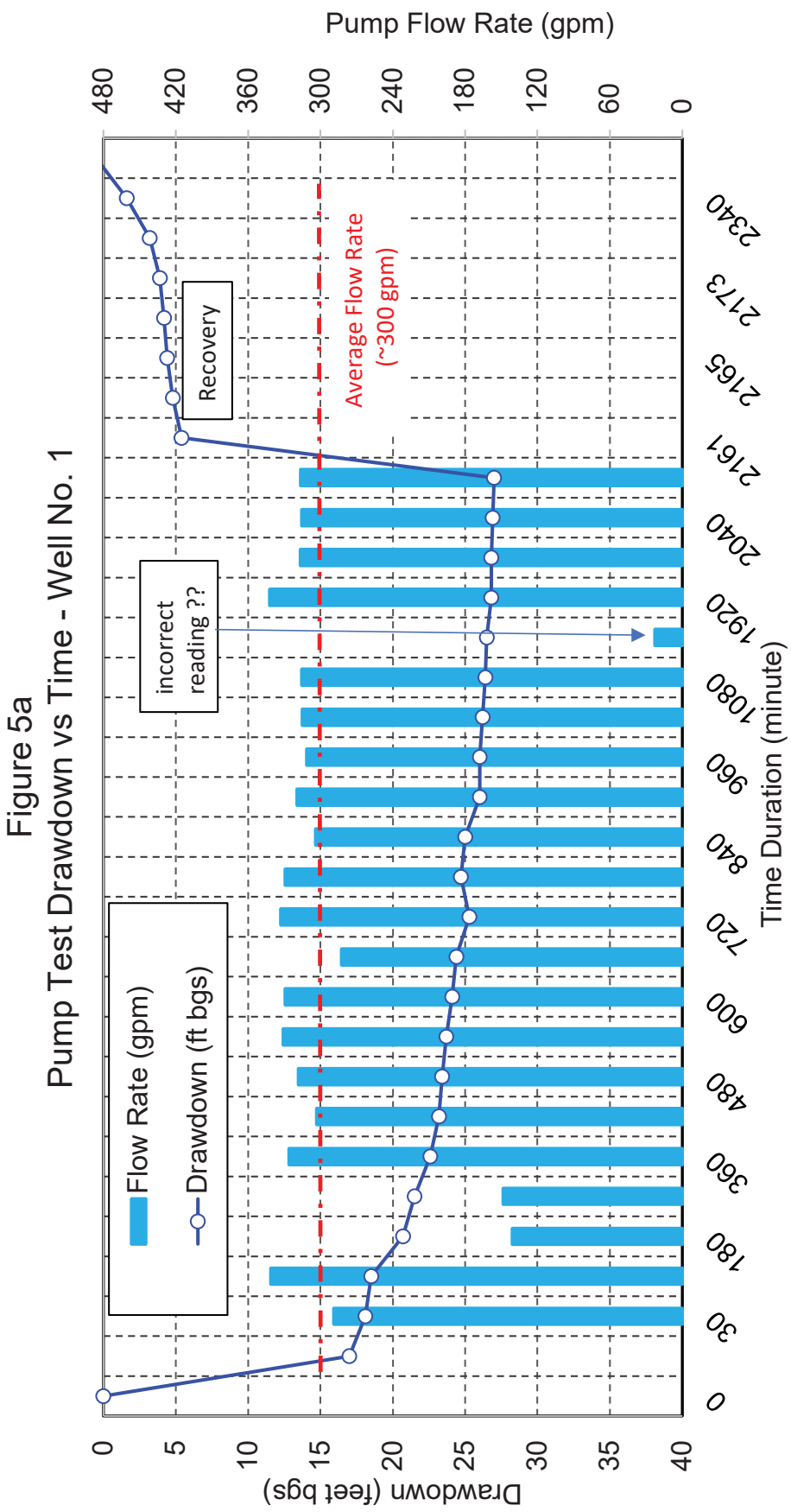
Pump Test Drawdown vs Time - Well No. 1
Pump Flow Rate (gpm)
480
420
360
300
240
180
120
60
0
Drawdown (feet bgs)
0
5
10
15
20
25
30
35
40
Time Duration (minute)
0
30
180
360
480
600
720
840
960
1080
1920
2040
2161
2165
2173
2340
Flow Rate (gpm)
Drawdown (ft bgs)
Recovery
Average Flow Rate
(~300 gpm)
incorrect
reading ??

Figure 5a

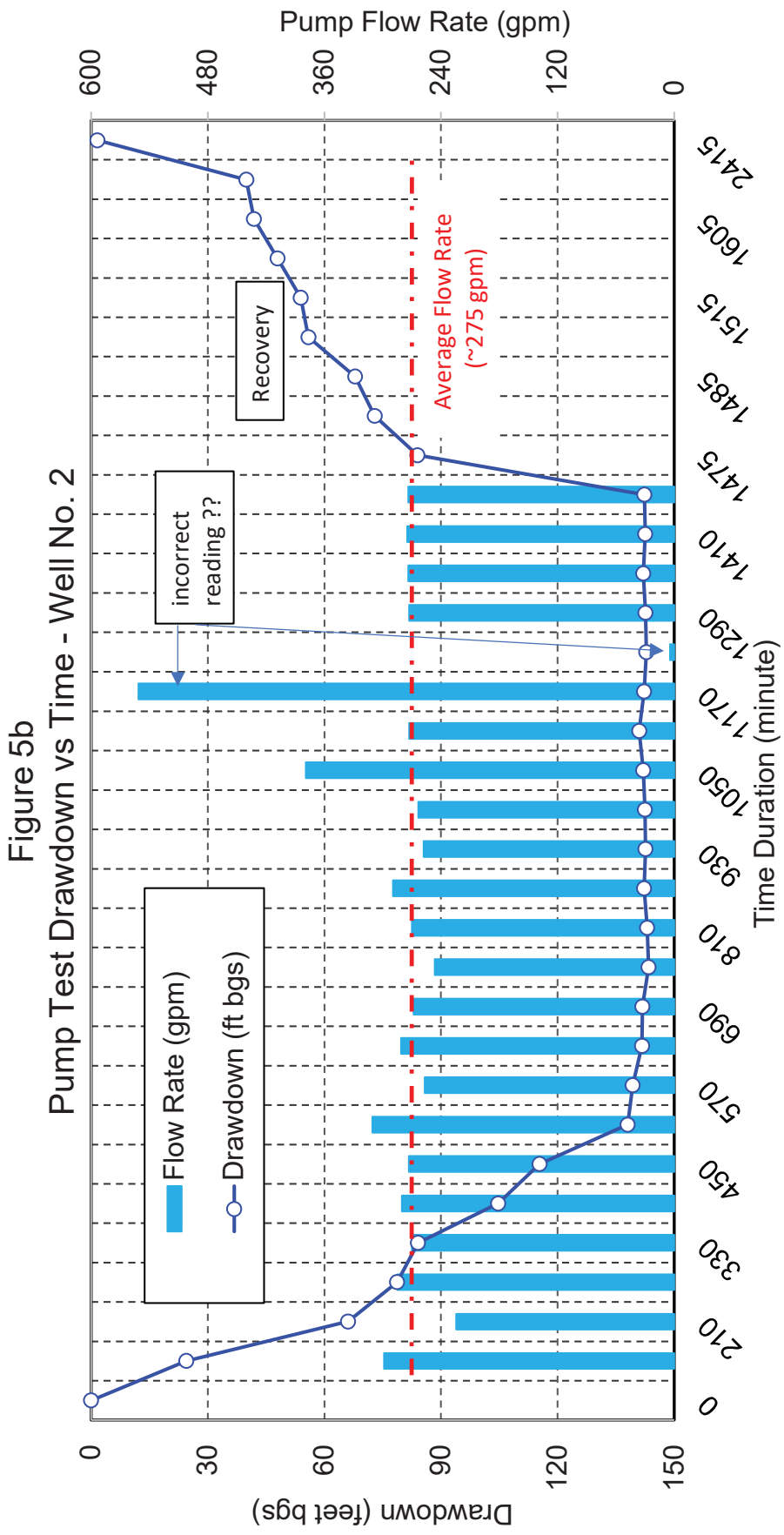

Figure 5b
Pump Test Drawdown vs Time - Well No. 2

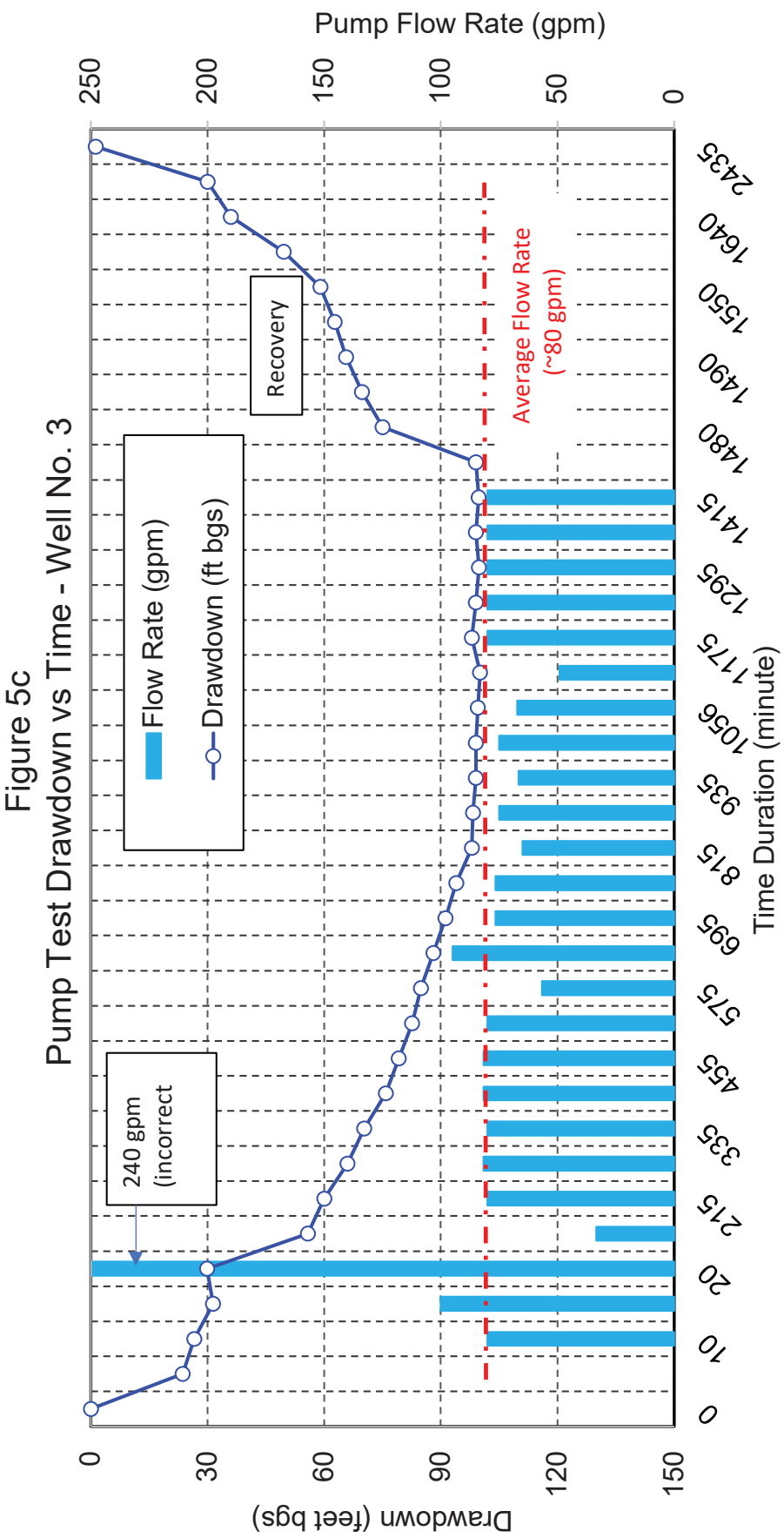
Figure 5c
Pump Test Drawdown vs Time - Well No. 3
Pump Flow Rate (gpm)
250
200
150
100
50
0
Drawdown (feet bgs)
0
30
60
90
120
150
Time Duration (minute)
0
10
20
215
335
455
575
695
815
935
1056
1175
1295
1415
1480
1490
1550
1640
2435
Flow Rate (gpm)
Drawdown (ft bgs)
Recovery
Average Flow Rate
(~80 gpm)
240 gpm
(incorrect

Table 1
Summary of Water Quality analysis

Parameter	Lab Results			RDL	Primary MCL	Secondary MCL	Unit	Method
	Well No. 1	Well No. 2	Well No. 3					
Total Hardness	290	270	330	1.5			mg/L	SM 2340B/EPA 200.7
Calcium	80	84	98	0.49			mg/L	EPA 200.7
Magnesium	21	14	22	0.49			mg/L	EPA 200.7
Sodium	60	81	91	0.49			mg/L	EPA 200.7
Potassium	3.1	1.8	1.4	0.49			mg/L	EPA 200.7
Total Alkalinity	250	260	300	5			mg/L	SM 2320B
Hydroxide	ND	ND	ND	5.0			mg/L	SM 2320B
Carbonate	ND	ND	ND	5.0			mg/L	SM 2320B
Bicarbonate	250	260	300	5.0			mg/L	SM 2320B
Chloride	84	81	100	1.0		250	mg/L	EPA 300.0
Sulfate	28	36	41	0.5		500	mg/L	EPA 300.0
Nitrate as N	1.1	0.59	4	0.2	10		mg/L	EPA 300.0
pH	8.0	7.9	8	1		6.5-8.5	pH Units	SM 4500H+ B
Specific Conductance	760	780	940	1		1600	umhos/cm	SM 2510 B
Total Dissolved Solids	430	460	560	10		1000	mg/L	SM 2540C
MBAS	ND	ND	ND	0.08	0.5		mg/L	SM 5540C
Copper	ND	ND	ND	24	1300	1000	ug/L	EPA 200.7
Iron	**2400**	**2800**	**2900**	49		300	ug/L	EPA 200.7
Manganese	**54**	**120**	**370**	9.7		50	ug/L	EPA 200.7
Zinc	100	96	50	24		5000	ug/L	EPA 200.7

Note:

ND: Analyte NOT DETECTED at or above the Method Detection Limit

NR: Not Reported

RDL: Reportable Detection Limit

MCL: Maximum Contaminant Level

APPENDIX A

pump Test Results

Well No. 1, No. 2, and No. 3

PUMP TEST/RECOVERY

NAME OF WELL OWNER: Portero Commercial - Beaumont **Static:** 16.6

ADDRESS: Well #1 **Pump Size:** 30hp 300gpm

START TIME: 5:00am **DATE: 8/21/2019** **Pump Setting:** 190'

END TIME: 5:00pm **DATE: 8/22/2019**

	TIME	Pump Level	GPM	PH	Cond	TDS	SAL	NTU	DO	Temp	Totalizer
	5:15am	33.6	300	7.33	781	563	0.4	28.34	1.2	71.6	921778
	5:30	34.7	300	7.33	802	557	0.4	14.3	1.4		921911
	6:00	35.11	300	7.44	806	570	0.4	10.23	1.3	67.1	922225
	8:00	37.3	300	7.42	807	577	0.41	5.23	1.2	66.6	922744
	10:00	38.1	300	7.4	802	568	0.4	16.5	1.3	70.3	923290
	11:00	39.2	300	7.45	812	578	0.41	2.18	1.5	64.8	923890
	12:00pm	39.8	300	7.48	812	578	0.41	2.39	2	65.1	924448
	1:00	40	300	7.46	812	578	0.41	1.82	2.2	65.1	925034
	2:00	40.3	300	7.45	815	579	0.41	8.39	1.9	62.1	925643
	3:00	40.7	300	7.4	809	576	0.41	4.87	1	63.3	926249
	4:00	41	300	7.44	808	575	0.41	3.33	1.7	63	926769
	5:00	41.9	300	7.43	813	580	0.41	1.52	1.8	54.5	927382
	6:00	41.3	300	7.45	820	582	0.41	5.54	1.8	58.1	927988
	7:00	41.6	300	7.47	813	579	0.41	7.11	1.6	59.5	928548
	8:00	42.6	300	7.41	815	580	0.41	2.46	1.2	71.8	929136
	9:00	42.6	300	7.34	826	580	0.41	2.57	1.3	80.1	9299709
	10:00	42.8	300	7.5	864	590	0.41	0.29	1	89.8	930289
	11:00	43	300	7.36	823	578	0.41	3.66	0.9	82.4	930870
	12:00pm	43.1	300	7.35	863	627	0.43	2.1	0.9	92.3	931411
	1:00	43.4	300	7.41	830	594	0.41	0.32	0.9	84.4	932041
	2:00	43.4	300	7.42	816	581	0.41	2.01	1	81.9	932624
	3:00	43.5	300	7.37	817	581	0.41	2.36	1	82.8	933205
	5:00	43.6	300	7.4	818	581	0.41	2	1		934370
8/22/2019	5:01pm	22	0								
	5:02	21.4									
	5:05	21									
	5:08	20.8									
	5:13	20.5									
	5:37	19.8									
	8:00pm	18.2									
8/23/2019	9:00am	16.11									

PUMP TEST/RECOVERY

NAME OF WELL OWNER: Portero Commercial **Static:** 18.1

ADDRESS: Well #2 **Pump Size:** 30hp 460v 350gpm

START TIME: 8:45pm **DATE: 8/23/2019** **Pump Setting:** 190'

END TIME: 5:45pm **DATE: 8/24/2019**

	TIME	Pump Level	GPM	PH	Cond	TDS	SAL	NTU	DO	Temp	Totalizer
	5:45pm	18.1	300	7.22	860	569	0.4	20.1	3.2	77.1	934380
	8:15	42.6	275	7.7	770	548	0.39	19.7	3.6	66.4	935755
	9:15	84.2	275	7.17	766	544	0.38	19.5	3.1	6.4	936168
	10:15	96.8	275	7.69	779	557	0.39	17.6	3.6	61	936693
	11:15	102.2	275	7.67	783	559	0.39	15.1	3.9	60.8	937190
	12:15am	122.8	275	7.65	779	553	0.39	14.6	3.1	60.3	937706
	1:15	133.4	275	7.66	771	547	0.4	12.1	2.8	57.7	938209
	2:15	156.1	270	7.7	785	572	0.38	10.8	2.7	56.3	938781
	3:15	157.4	275	7.64	760	574	0.4	9.1	2.8	55.4	939254
	4:15	159.8	270	7.75	770	559	0.39	6.1	2.9	56.8	939772
	5:15	159.9	260	7.6	806	570	0.38	5.7	3	57.2	940266
	6:15	161.5	270	7.45	801	540	0.38	55	3.6	57.2	940720
	7:15	161.1	260	7.7	750	544	0.39	3.2	3.5	59.4	941217
	8:15	160.3	270	7.3	759	540	0.39	2.74	3.1	68.2	941750
	9:15	160.7	280	7.4	761	542	0.38	3.21	3.2	75.2	942225
	10:15	160.5	278	7.42	766	544	0.39	2	3.8	81.3	942710
	11:15	160.1	260	7.48	770	559	0.38	1.9	3.1	84.6	943408
	12:15pm	159.1	265	7.7	771	540	0.37	1.38	2.7	85.1	943910
	1:15	160.3	275	7.68	768	547	0.37	1.51	2.9	86	944925
	2:15	160.9	275	7.5	775	549	0.38	1.72	3.3	88.7	944933
	3:15	160.7	275	7.7	780	550	0.38	1.67	3.1	87.1	945435
	4:15	160.1	265	7.77	770	541	0.39	1.55	3.3	88.5	945939
	5:15	160.6	270	7.5	750	544	0.38	1.2	3.4	88.9	946445
	6:15pm	160.4	270	7.4	760	542	0.38	1.22	3.1	85.6	946949
	Recovery										
8/24/2019	6:20	102	0								
	6:25	91									
	6:30	86									
	6:45	74									
	7:00	72									
	7:30	66									
	8:30	60									
	9:30	58									
8/25/2019	10:00am	19.7									

PUMP TEST/RECOVERY

NAME OF WELL OWNER: Portero Commercial **Static:** 27.1

ADDRESS: Well #3 **Pump Size:** 15hp 130gpm

START TIME: 5:30pm **DATE: 9/4/2019** **Pump Setting:** 180' 2" galv

END TIME: 6:00pm **DATE: 9/5/2019**

	TIME	Pump Level	GPM	PH	Cond	TDS	SAL	NTU	DO	Temp	Totalizer
	5:30pm	50.7	90	7.6	1401	998	0.71	20.7	2.4	74.5	65000
	5:35	53.7	100	7.48	1409	976	0.7	19.8	2.2	75.6	66100
	5:40	58.5	90	7.5	1398	942	0.68	14.7	1.8	74.5	66500
	5:45	57	90								67000
	8:00	82.9	85	7.58	1346	934	0.67	11.58	1.7	71.8	78700
	9:00	87.11	80	7.58	877	623	0.44	12.09	2.7	68.2	83200
	10:00	93.1	85	7.55	870	620	0.44	9.3	2	67.5	88000
	11:00	97.4	80	7.59	859	612	0.43	9.64	1.8	67.1	92900
	12:00am	102.9	90	7.56	851	606	0.43	8.56	1.8	65.7	97700
	1:00	106.3	85	7.56	833	591	0.42	7.3	1.7	66.7	102600
	2:00	109.7	80	7.5	845	601	0.42	12.89	2.2	67.5	107500
	3:00	112	80	7.55	825	588	0.41	9.71	2	68.4	112300
	4:00	115.2	80	7.56	840	500	0.42	10.37	2	67.3	115700
	5:00	118.3	85	7.56	826	586	0.41	20.18	1.6	68	121400
	6:00	121.1	80	7.57	826	587	0.41	40.1	1.9	67.6	126000
	7:00	125.1	75	7.58	814	579	0.41	18.39	2.3	68.3	130600
	8:00	125.4	75	7.53	829	590	0.41	9.04	1.9	72.7	134500
	9:00	126.1	75	7.5	827	574	0.41	18.84	1.9	77.4	139000
	10:00	126.1	75	7.5	813	561	0.4	10.26	1.8	80.8	143000
	11:01	126.6	80	7.49	834	588	0.41	11.42	1.7	83.1	147500
	12:00pm	127.2	80	7.47	889	626	0.44	26.99	1.8	92.7	151600
	1:00	125.11	80	7.4	850	601	0.43	11.37	1.8	90	154500
	2:00	126.1	80	7.4	851	618	0.43	3.3	2.4	89.5	159300
	3:00	126.9	80	7.41	852	615	0.43	2.2	2	88.6	164100
	4:00	126.1	80	7.48	849	610	0.43	2.8	2.1	86.1	168900
	5:00	126.8	80	7.5	850	617	0.42	3.1	2.2	86.7	173700
	6:00	126.1	80	7.5	851	610	0.41	3.2	2.1	85	178500
	Recovery Test										
9/5/2019	6:05	102.1	0								
	6:10	96.8									
	6:15	92.7									
	6:45	89.8									
	7:15	86.1									
	7:45	76.7									
	8:45	63.1									
	9:45	57.1									
9/6/2019	10:00am	28.3									

APPENDIX B

Water Quality Results

Well No. 1, No. 2, and No. 3

BABCOCK Laboratories, Inc.
The Standard of Excellence for Over 100 Years

?)2Ä<#$C&/Ä'$(Ä))$*Ä+$(&#Ä"$(Ä))$,$-./ $0Ä"12+Ä
?!<#&+#'$:2;Ä$ĀÄ<#=
@DD"ÄEE'$34$35!6$7789
5Ä&./!<#>$?@$ABBB7

@<&)F#2+&)$ĀÄ !"#$GÄH!I$J
-"!KÄ+#$C./NÄ"'$ (Ä))$H
-"!KÄ+#$C&/Ä'$C!$-"!KÄ+#

Work Order Number: B9E2199

ĀÄ !"#$%&#Ä'$7LM:&FMBLHA

Received on Ice (Y/N): Yes Temp: 5 °C

@##&+OÄD$2E$#OÄ$&<&)F#2+&)$"Ä !"#$I!"$#OÄ$E&/)ÄPEQ$"Ä"!KÄ+#D$5Ä)!R$2E$&$)2E#$!I$#OÄ$2<D212D.&)$
E&/)Ä$DÄE+"2 #2!<E$R2#O$#OÄ$+!""ÄE !<D2<G$)&N!"&#!"F$3$/NÄ"'$@<+)!EÄD$2E$&$+! F$!I$#OÄ$?O&2<$!I$
?.E#!DF$D!+./Ä<#$P2I$"Ä+Ä21ÄD$R2#O$F!."$E&/)ÄPEQQ3$-$&&EÄ$<EÄD$!"#2!<$!I$#OÄ$E&/)ÄPEQ$/&F$NÄ$
"ÄE !<E2N)F$D2E+&"DÄD$&I#Ä"$7L$D&FE$I"!/$#OÄ$&N!1Ä$$Ä-)ÄE$#Ä>O&1Ä$"ÄS.ÄE#ÄD$!#OÄ"R2EÄ3

*O&<;$F!.$I!"$#OÄ$! !"#.<2#F$#!$EÄ"1Ä$F!."$&<&)F#2+&)$+$ÄD$&1Ä$&<F$S.ÄE#2!<E$!"$+!<+Ä"<E$"ÄG&"D2<G$
#O2E$"Ä !"#$)Ä&EÄ$+!<#&+#$!."$+)2Ä<#$EÄ"12+Ä$DÄ &"#/Ä<#3

Sample Identification

U&N$0&/)Ä$V	?)2Ä<#$0&/)Ä$T%	:&#"26	%&#Ä$0&/)ÄD	By	%&#Ä$0.N/2##ÄD	By
5AWBHAAMLH	Well 1	(&#Ä"	L9XH9XHA$HH'7L	%!<$ WE 2<!=&	L9XH9XHA$H7'7L	%!<$WE 2<!=&

*OÄ$I!))!R2<G$E&/)ÄE$RÄ"Ä$E)2#$I"!/$&<$.< "ÄEÄ"1ÄD$+!<#&2#ÄÄ$)&N!"&#!"F$&I#Ä"$E.N/2##&)$&<D$E.NEÄS.Ä<#)F$$#OÄ$&<&)F#Ä$2E$2DÄ<#2I2ÄD$&E$
Y%2EE!)1ÄDY>$#OÄ<$#OÄ$E&/)Ä$R&E$I2)#Ä"ÄD$&#$#OÄ$&N!"&#!"F$&I#Ä"$E.N/2##&)$&<D$E.NEÄS.Ä<#)F$$#OÄ$&<&)F#Ä$2E$2DÄ<#2I2ÄD$&E$
&$EÄ &"&#Ä$+!<#&2<Ä"$+!))Ä+#ÄD$&#$E2#Ä'

5AWBHAAMLH B9L$/U$-!)F$$\C47M0)2#$I"!/$]< "ÄE

BABCOCK Laboratories, Inc.
The Standard of Excellence for Over 100 Years

?)2Ä<#$C&/Ä'$(Ä))$*Ä+$(&#Ä"$(Ä))$,$-./ $0Ä"12+Ä
?!<#&+#'$:2;Ä$ĀÄ<#=
@DD"ÀEE'$34$35!6$7789
5Ä&./!<#>$?@$ABBB7

@<&)F#2+&)$ĀÄ !"#$%ÄB!I$J
-"!KÄ+#$C./NÄ"'$(Ä))$H
-"!KÄ+#$C&/Ä'$C!$-"!KÄ+#

ĀÄ !"#$%&#Ä'$7LM:&FMBLHA

Work Order Number: B9E2199

Received on Ice (Y/N): Yes Temp: 5 °C

	Result	RDL	Units	Method	Analysis Date	Analyst	Flag

B9E2199-01 *Sampled: 05/15/19 11:30*

(Ä))$H

*!#&)$\&"D<ÀEE	BAL	H39	/GXU	0:$B7JL5XW-@$ BLL38	L9XBJXHA$BB'JH	Ā_
?&)+2./	`L	L3JA	/GXU	W-@$BLL38	L9XBJXHA$BB'JH	Ā_
:&G<ÀE2./	BH	L3JA	/GXU	W-@$BLL38	L9XBJXHA$BB'JH	Ā_
0!D2./	[L	L3JA	/GXU	W-@$BLL38	L9XBJXHA$BB'JH	Ā_
-!#&EE2./	73H	L3JA	/GXU	W-@$BLL38	L9XBJXHA$BB'JH	Ā_
*!#&)$@);&)2<2#F	B9L	93L	/GXU$&E ?&?47	0:$B7BL5	L9XBJXHA$BB'JH	U
\FD"!62DÀ	C%	93L	/GXU$&E ?&?47	0:$B7BL5	L9XBJXHA$BB'JH	U
?&"N!<&#Ä	C%	93L	/GXU$&E ?&?47	0:$B7BL5	L9XBJXHA$BB'JH	U
52+&"N!<&#Ä	B9L	93L	/GXU$&E ?&?47	0:$B7BL5	L9XBJXHA$BB'JH	U
?O)!"2DÀ	`J	H3L	/GXU	W-@$7LL3L	L9XH[XHA$L9'HB	WĀ
0.)I&#Ä	B`	L39L	/GXU	W-@$7LL3L	L9XH[XHA$L9'HB	WĀ
C2#"&#Ä$&E$C	H3H	L3BL	/GXU	W-@$7LL3L	L9XH[XHA$L9'HB	WĀ

BABCOCK Laboratories, Inc.
The Standard of Excellence for Over 100 Years

?)2Ä<#$C&/Ä'$(Ä))$*Ä+$(&#Ä"$(Ä))$,$-./ $0Ä"12+Ä
?!<#&+#'$:2;Ä$ĀÄ<#=
@DD"ÄEE'$34$35!6$7789
5Ä&./!<#>$?@$ABBB7

ĀÄ !"#$%&#Ä'$7LM:&FMBLHA

@<&)F#2+&)$ĀÄ !"#$&GÄ7!I$J
-"!KÄ+#$C./NÄ"'$ (Ä))$H
-"!KÄ+#$C&/Ä'$C!$-"!KÄ+#

Work Order Number: B9E2199

Received on Ice (Y/N): Yes Temp: 5 °C

	Result	RDL	Units	Method	Analysis Date	Analyst	Flag
B9E2199-01 *Sampled: 05/15/19 11:30*							
(Ä))$H							
\	`3L	H3L	\$]<2#E	0:$J9LL\a$5	L9XBJXHA$BB'JH	^U	
0 Ä+2I2+$?!<D.+#&<+Ä	8[L	H3L	./O!EX+/	0:$B9HL$5	L9XBJXHA$BB'JH	^U	
*!#&)$%2EE!)1ÄD$0!)2DE	J7L	HL	/GXU	0:$B9JL?	L9XBHXHA$HL'J	[5Ā	
:5@0	C%	L3L`	/GXU	0:$99JL?	L9XH[XHA$H8'9	A:	
?! Ä"	C%	BJ	.GXU	W-@$BLL38	L9XBJXHA$BB'JB	ĀA_	
T"!<	BJLL	JA	.GXU	W-@$BLL38	L9XBJXHA$BB'JB	ĀA_	
:&<G&<ÄEÄ	9J	A38	.GXU	W-@$BLL38	L9XBJXHA$BB'JB	ĀA_	
b2<+	HLL	BJ	.GXU	W-@$BLL38	L9XBJXHA$BB'JB	ĀA_	

BABCOCK Laboratories, Inc.
The Standard of Excellence for Over 100 Years

?)2Ä<#$C&/Ä'$(Ä))$*Ä+$(&#Ä"$(Ä))$,$-./ $0Ä"12+Ä
?!<#&+#'$:2;Ä$ĀÄ<#=
@DD"ÀEE'$34$35!6$7789
5Ä&./!<#>$?@$ABBB7

ĀÄ !"#$%&#Ä'$7LM:&FMBLHA

@<&)F#2+&)$ĀÄ !"#&$ÄJ!I$J
-"!KÄ+#$C./NÄ"'$(Ä))$H
-"!KÄ+#$C&/Ä'$C!$-"!KÄ+#

Work Order Number: B9E2199

Received on Ice (Y/N): Yes Temp: 5 °C

Notes and Definitions

$$ \'$$$$$$$$$$ĀÄG.)&#!"F$H9$/2<.#Ä$O!)D2<G$#2/Ä$Ä6AÀBDÄÀ$$$$$5

C%' @<&)F#Ä$C4*$%W*W?*W%$&#$!"$&N!1Ä$#OÄ$:Ä#O!D$%Ä#Ä(**if MDL is reported**)>$!#OÄ"R2EÄ$&#$!"$ &N!1Ä$#OÄ$ĀÄ !"#&N)Ä$%Ä#Ä+#2!<$U2/2#$PÄ%UQ

CĀ' C!#$ĀÄ !"#ÄD

Ā%U' ĀÄ !"#&N)Ä$%Ä#Ä+#2!<$U2/2#

:%U'$:Ä#O!D$%Ä#Ä+#2!<$U2/2#

cXYYY$$ WU@-$D!ÄE$<!#$!IIÄ"$&++"ÄD2#&#2!<$I!"$#O2E$&<&)F#ÄX6$#ND2<&#2!<

Approval

W<+)!EÄD$&"Ä$#OÄ$&<&)F#2+&)$"ÄE.)#E$I!"$#OÄ$E.N/2#$ÄD$&E3&!+)$PEN!"&#!"2ÄE$+Ä"#2IF$#OÄ$D&#&$ "ÄEÄ<#ÄD$&E$ &"#$!I$ #O2E$"Ä !"#$/ÄÄ#$#OÄ$/2<2/./$S.&)2#F$E#&<D&"DE$2<$#OÄ$&#$Ä$!"#2+&)$/Ä#O!DE3$@<F$Ä6+Ä #2!<E$O&1Ä$NÄÄ<$<!#ÄD3$

Angela Brown

Angela E. Brown For KayeLani A. Marshall

cc:

ÄM*&Nd$0.//&"F3" #

This report applies only to the sample(s) analyzed. As a mutual protection to clients, the public, and Babcock Laboratories, Inc., this report is submitted and accepted for the exclusive use of the Client to whom it is addressed. Interpretation and use of the information contained within this report are the sole responsibility of the Client. Babcock Laboratories, Inc. is not responsible for any misinformation or consequences that may result from misinterpretation or improper use of this report. This report is not to be modified or abbreviated in any way. Additionally, this report is not to be used, in whole or in part, in any advertising or publicity matter without written authorization from Babcock Laboratories, Inc. The liability of Babcock Laboratories, Inc. is limited to the actual cost of the requested analyses, unless otherwise agreed upon in writing. There is no other warranty expressed or implied.

$$$$$$*mailing*
P.O. Box 432
Riverside, CA 92502-0432

location
6100 Quail Valley Court
Riverside, CA 92507-0704

P 951 653 3351
F 951 653 1662
www.babcocklabs.com

CA ELAP No. 2698
EPA No. CA00102
NELAP No.OR4035
LACSD No., 10119

BABCOCK Laboratories, Inc.
The Standard of Excellence for Over 100 Years

?)2Ä<#$C&/Ä'$(Ä))$*Ä+$(&#Ä"$(Ä))$,$-./ $0Ä"12+Ä
?!<#&+#'$:2;Ä$ĀÄ<#=
@DD"ÀEE'$34$35!6$7789
5Ä&./!<#>$?@$ABBB7

ĀÄ !"#$%&#Ä'$7LM:&FMBLHA

@<&)F#2+&)$ĀÄ !"#&$ÄH!I$H
-"!KÄ+#$C./NÄ"'$(Ä))$H
-"!KÄ+#$C&/Ä'$C!$-"!KÄ+#

Work Order Number: B9E2199

Received on Ice (Y/N): Yes Temp: 5 °C

BABCOCK Laboratories, Inc.
The Standard of Excellence for Over 100 Years
6100 Quail Valley Court Riverside, CA 92507
(951) 653-3351 • FAX (951) 653-1662
www.babcocklabs.com

Chain of Custody & Sample Information Record

Client: ~~DON CFO~~ well Tec | Contact: | Fax No.

Phone No. | email:

Project Name: | Turn Around Time: Routine *72 Hour Rush *48 Hour Rush *24 Hour Rush

Project Location: | *Lab TAT Approval: | By: | *Additional Charges Apply

Additional Reporting Requests
Include QC Data Package: ☐ Yes ☐ No
FAX Results: ☐ Yes ☐ No
Email Results: ☐ Yes ☐ No
State EDT: ☐ Yes ☐ No
(Include Source Number in Notes)

Sampler Information
Name: DON Larry
Employer: well tec
Signature:

Sample ID	Date	Time	# of Containers & Preservatives: Unpreserved other	H_2SO_4	HCl	HNO_3	$Na_2S_2O_3$	NaOH	NaOH/Zn Acetate	NH_4Cl	PDC	Total # of Containers	Sample Type: Routine	Resample	Special	Analysis Requested: General Min.	Matrix	Notes
well 1	5/15 2019	11:30	1									1					DW = Drinking Water	*OK to split per client 5/15/19

WW = Waste Water
GW = Ground Water
S = Source
SG = Sludge
L = Liquid
M = Miscellaneous

Relinquished By (sign)	Print Name / Company	Date / Time	Received By (sign)	Print Name / Company
DON ESPINOZA		5/15/19 ~~15:30~~ 13:30		AJG/EBS

By signing on behalf of your organization and relinquishing this chain of custody you agree to abide by the Babcock Laboratories, Inc. *Terms and Conditions.*

(For Lab Use Only) Sample Integrity Upon Receipt/Acceptance Criteria

Sample(s) Submitted on Ice? (Yes) No
Custody Seal(s) Intact? Yes No (NA)
Sample(s) Intact? (Yes) No
Temperature: 5 °C ☐ Cooler Blank

Sample meets laboratory acceptance criteria? (Yes) Yes
Permission to continue: \ Yes
Deviation/Notes:
Signature/Date:

B9E2199
5/15/2019 19:09
AJG

Rev. 6/16

BABCOCK Laboratories, Inc.
The Standard of Excellence for Over 100 Years

?)2Ä<#$C&/Ä'$(Ä))$*Ä+$(&#Ä"$(Ä))$,$-./ $0Ä"12+Ä
?!<#&+#'$:2;Ä$ĀÄ<#=
@DD"ÄEE'$34$35!6$7789
5Ä&./!<#>$?@$ABBB7

@<&)F#2+&)$ĀÄ !"#$GÄH!I$J
-"!KÄ+#$C./NÄ"'$ (Ä))$B
-"!KÄ+#$C&/Ä'$C!$-"!KÄ+#

Work Order Number: B9E2211

ĀÄ !"#$%&#Ä'$7LM:&FMBLHA

Received on Ice (Y/N): Yes Temp: 5 °C

@##&+OÄD$2E$#OÄ$&<&)F#2+&)$"Ä !"#$I!"$#OÄ$E&/)ÄPEQ$"Ä+KÄ1ÄD$5Ä)!R$2E$&$)2E#$!I$#OÄ$2<D212D.&)$
E&/)Ä$DÄE+"2 #2!<E$R2#O$#OÄ$+!""ÄE !<D2<G$)&N!"&#!"F$3$/NÄ"PEQ$ @&<+)!EÄD$2E$&$+! F$!I$#OÄ$?O&2<$!I$
?.E#!DF$D!+./Ä<#$P2I$"Ä+Ä21ÄD$R2#O$F!."$E&/)ÄPEQQ3$-$&&EÄ$<EÄD$!"#2!<$!I$#OÄ$E&/)ÄPEQ$/&F$NÄ$
"ÄE !<E2N)F$D2E+&"DÄD$&I#Ä"$7L$D&FE$I"!/$#OÄ$&N!1Ä$$Ä-)ÄE$E#Ä>O&1Ä$"ÄS.ÄE#ÄD$!#OÄ"R2EÄ3

*O&<;$F!.$I!"$#OÄ$! !"#.<2#F$#!$EÄ"1Ä$F!."$&<&)F#2+&)$+$ÄD$E&1Ä$&<F$S.ÄE#2!<E$!"$+!<+Ä"<E$"ÄG&"D2<G$
#O2E$"Ä !"#$)Ä&EÄ$+!<#&+#$!."$+)2Ä<#$EÄ"12+Ä$DÄ &"#/Ä<#3

Sample Identification

U&N$0&/)Ä$V	?)2Ä<#$0&/)Ä$T%	:&#"26	%&#Ä$0&/)ÄD	By	%&#Ä$0.N/2##ÄD	By
5AWBBLLMLH	Well 2	(&#Ä"	L9XH9XHA$LA'LL	%!<$ WE 2<!=&	L9XH9XHA$H7'7L	%!<$WE 2<!=&

*OÄ$I!))!R2<G$E&/)ÄE$RÄ"Ä$E)2#$I"!/$&<$.< "ÄEÄ"1ÄD$+!<#&2#ÄÄ$)&N!"&#!"F$&I#Ä"$E.N/2##&)$&<D$E.NEÄS.Ä<#)F$$#OÄ$&<&)$#Ä$2E$2DÄ<#2I2ÄD$&E$
Y%2EE!)1ÄDY>$#OÄ<$#OÄ$E&/)Ä$R&E$I2)#Ä"ÄD$&#$#OÄ$&N!"&#!"F$&I#Ä"$E.N/2##&)$&<D$E.NEÄS.Ä<#)F$$#OÄ$&<&)$#Ä$2E$2DÄ<#2I2ÄD$&E$
&$EÄ &"&#Ä$+!<#&2<Ä"$+!))Ä+#ÄD$&#$E2#Ä'

5AWBBLLMLH B9L$/U$-!)F$$\C47M0)2#$I"!/$]< "ÄE

BABCOCK Laboratories, Inc.
The Standard of Excellence for Over 100 Years

?)2Ä<#$C&/Ä'$(Ä))$*Ä+$(&#Ä"$(Ä))$,$-./ $0Ä"12+Ä
?!<#&+#'$:2;Ä$ĀÄ<#=
@DD"ÀEE'$34$35!6$7789
5Ä&./!<#>$?@$ABBB7

@<&)F#2+&)$ĀÄ !"#&$ÄB!I$J
-"!KÀ+#$C./NÄ"'$(Ä))$B
-"!KÀ+#$C&/Ä'$C!$-"!KÀ+#

ĀÄ !"#$%&#Ä'$7LM:&FMBLHA

Work Order Number: B9E2211

Received on Ice (Y/N): Yes Temp: 5 °C

	Result	RDL	Units	Method	Analysis Date	Analyst	Flag
B9E2211-10 *Sampled: 05/15/19 09:00*							
(Ä))$B							
*!#&)$\&"D<ÀEE	B8L	H39	/GXU	0:$B7JL5XW-@$ BLL38	L9XBJXHA$BB'J[Ā_		
?&)+2./	`J	L3JA	/GXU	W-@$BLL38	L9XBJXHA$BB'J[Ā_		
:&G<ÀE2./	HJ	L3JA	/GXU	W-@$BLL38	L9XBJXHA$BB'J[Ā_		
0!D2./	`H	L3JA	/GXU	W-@$BLL38	L9XBJXHA$BB'J[Ā_		
-!#&EE2./	H3`	L3JA	/GXU	W-@$BLL38	L9XBJXHA$BB'J[Ā_		
*!#&)$@);&)2<2#F	B[L	93L	/GXU$&E ?&?47	0:$B7BL5	L9XBJXHA$BB'JA^U		
\FD"!62DÀ	C%	93L	/GXU$&E ?&?47	0:$B7BL5	L9XBJXHA$BB'JA^U		
?&"N!<&#Ä	C%	93L	/GXU$&E ?&?47	0:$B7BL5	L9XBJXHA$BB'JA^U		
52+&"N!<&#Ä	B[L	93L	/GXU$&E ?&?47	0:$B7BL5	L9XBJXHA$BB'JA^U		
?O)!"2DÀ	`H	H3L	/GXU	W-@$7LL3L	L9XH[XHA$L9'J8ĀWĀ		
0.)I&#Ä	7[	L39L	/GXU	W-@$7LL3L	L9XH[XHA$L9'J8ĀWĀ		
C2#"&#Ä$&E$C	L39A	L3BL	/GXU	W-@$7LL3L	L9XH[XHA$L9'J8ĀWĀ		

BABCOCK Laboratories, Inc.
The Standard of Excellence for Over 100 Years

?)2Ä<#$C&/Ä'$(Ä))$*Ä+$(&#Ä"$(Ä))$,$-./ $0Ä"12+Ä
?!<#&+#'$:2;Ä$ĀÄ<#=
@DD"ÀEE'$34$35!6$7789
5Ä&./!<#>$?@$ABBB7

@<&)F#2+&)$ĀÄ !"#$%Ä7!I$J
-"!KÄ+#$C./NÄ"'$(Ä))$B
-"!KÄ+#$C&/Ä'$C!$-"!KÄ+#

ĀÄ !"#$%&#Ä'$7LM:&FMBLHA

Work Order Number: B9E2211

Received on Ice (Y/N): Yes Temp: 5 °C

	Result	RDL	Units	Method	Analysis Date	Analyst	Flag

B9E2211-10 *Sampled: 05/15/19 09:00*

(Ä))$B

\	83A	H3L	\$]<2#E	0:$J9LL\a$5	L9XBJXHA$BB'JA^U	
0 Ä+2I2+$?!<D.+#&<+Ä	8`L	H3L	./O!EX+/	0:$B9HL$5	L9XBJXHA$BB'JA^U	
*!#&)$%2EE!)1ÀD$0!)2DE	J[L	HL	/GXU	0:$B9JL?	L9XBHXHA$HL'J$5Ā	
:5@0	C%	L3L`	/GXU	0:$99JL?	L9XH[XHA$H8'9Ā:	
?! Ä"	C%	BJ	.GXU	W-@$BLL38	L9XBJXHA$BB'J[^Ā_	
T"!<	B`LL	JA	.GXU	W-@$BLL38	L9XBJXHA$BB'J[^Ā_	
:&<G&<ÀEÄ	HBL	A38	.GXU	W-@$BLL38	L9XBJXHA$BB'J[^Ā_	
b2<+	A[	BJ	.GXU	W-@$BLL38	L9XBJXHA$BB'J8Ā_	

BABCOCK Laboratories, Inc.
The Standard of Excellence for Over 100 Years

?)2Ä<#$C&/Ä'$(Ä))$*Ä+$(&#Ä"$(Ä))$,$-./ $0Ä"12+Ä
?!<#&+#'$:2;Ä$ĀÄ<#=
@DD"ÄEE'$34$35!6$7789
5Ä&./!<#>$?@$ABBB7

ĀÄ !"#$%&#Ä'$7LM:&FMBLHA

@<&)F#2+&)$ĀÄ !"#$&GÄJ!I$J
-"!KÄ+#$C./NÄ"'$ (Ä))$B
-"!KÄ+#$C&/Ä'$C!$-"!KÄ+#

Work Order Number: B9E2211

Received on Ice (Y/N): Yes Temp: 5 °C

Notes and Definitions

$$ \'$$$$$$$$$$ĀÄG.)&#!"F$H9$/2<.#Ä$O!)D2<G$#2/Ä$Ä6+ÄÄBÄ.D$$$$5

C%'	@<&)F#Ä$C4*$%W*W?*W%$&#$!"$&N!1Ä$#OÄ$:Ä#O!D$%Ä#Ä+#2!<$U2/2#$ **(if MDL is reported)**>$!#OÄ"R2EÄ$&#$!"$ &N!1Ä$#OÄ$ĀÄ !"#&N)Ä$%Ä#Ä+#2!<$U2/2#$PĀ%UQ
CĀ'	C!#$ĀÄ !"#ÄD
Ā%U'	ĀÄ !"#&N)Ä$%Ä#Ä+#2!<$U2/2#
:%U'$	:Ä#O!D$%Ä#Ä+#2!<$U2/2#
cXYYY$$	CWU@-$D!ÄE$<!#$!IIÄ"$&++"ÄD2#&#2!<$I!"$#O2E$&<&)F#Ä2Ä$#OÄ$D2<&#2!<

Approval

W<+)!EÄD$&"Ä$#OÄ$&<&)F#2+&)$"ÄE.)#E$I!"$#OÄ$E.N/2#$ÄD$&E&!+)$PEN!"&#!"2ÄE$+Ä"#2IF$#OÄ$D&#&$ "ÄEÄ<#ÄD$&E$ &"#$!I$ #O2E$"Ä !"#$/ÄÄ#$#OÄ$/2<2/./$S.&)2#F$E#&<D&"DE$2<$#OÄ$&&)F#2+&)$/Ä#O!DE3$@<F$Ä6+Ä #2!<E$O&1Ä$NÄÄ<$<!#ÄD3$

Angela Brown

Angela E. Brown For KayeLani A. Marshall

cc:

ÄM*&Nd$0.//&"F3" #

This report applies only to the sample(s) analyzed. As a mutual protection to clients, the public, and Babcock Laboratories, Inc., this report is submitted and accepted for the exclusive use of the Client to whom it is addressed. Interpretation and use of the information contained within this report are the sole responsibility of the Client. Babcock Laboratories, Inc. is not responsible for any misinformation or consequences that may result from misinterpretation or improper use of this report. This report is not to be modified or abbreviated in any way. Additionally, this report is not to be used, in whole or in part, in any advertising or publicity matter without written authorization from Babcock Laboratories, Inc. The liability of Babcock Laboratories, Inc. is limited to the actual cost of the requested analyses, unless otherwise agreed upon in writing. There is no other warranty expressed or implied.

$$$$$$ *mailing*
P.O. Box 432
Riverside, CA 92502-0432

location
6100 Quail Valley Court
Riverside, CA 92507-0704

P 951 653 3351
F 951 653 1662
www.babcocklabs.com

CA ELAP No. 2698
EPA No. CA00102
NELAP No.OR4035
LACSD No., 10119

BABCOCK Laboratories, Inc.
The Standard of Excellence for Over 100 Years

?)2Ä<#$C&/Ä'$(Ä))$*Ä+$(&#Ä"$(Ä))$,$-./ $0Ä"12+Ä
?!<#&+#'$:2;Ä$ĀÄ<#=
@DD"ÄEE'$34$35!6$7789
5Ä&./!<#>$?@$ABBB7

ĀÄ !"#$%&#Ä'$7LM:&FMBLHA

@<&)F#2+&)$ĀÄ !"#&$GÄH!I$H
-"!KÄ+#$C./NÄ"'$ (Ä))$B
-"!KÄ+#$C&/Ä'$C!$-"!KÄ+#

Work Order Number: B9E2211

Received on Ice (Y/N): Yes Temp: 5°C

BABCOCK Laboratories, Inc.
The Standard of Excellence for Over 100 Years

6100 Quail Valley Court Riverside, CA 92507
(951) 653-3351 • FAX (951) 653-1662
www.babcocklabs.com

Chain of Custody & Sample Information Record

Client: well tec
Contact:
Fax No.
Phone No.
email:
Project Name:
Project Location:
Turn Around Time: Routine *72 Hour Rush *48 Hour Rush *24 Hour Rush
*Lab TAT Approval: By: *Additional Charges Apply

Additional Reporting Requests
Include QC Data Package: ☐ Yes ☐ No
FAX Results: ☐ Yes ☐ No
Email Results: ☐ Yes ☐ No
State EDT: ☐ Yes ☐ No
(Include Source Number in Notes)

Sampler Information
Name: Don Larry
Employer: well tec
Signature:

Sample ID	Date	Time	Unpreserved other	H_2SO_4	HCl	HNO_3	$Na_2S_2O_3$	NaOH	NaOH/Zn Acetate	NH_4Cl	PDC	Total # of Containers	Routine	Resample	Special	General Min.	Matrix	Notes
well #2	5/15/2019	9:00	1									1					DW = Drinking Water; WW = Waste Water; GW = Ground Water; S = Source; SG = Sludge; L = Liquid; M = Miscellaneous	*OK to split per client 5/15/19

Relinquished By (sign)	Print Name / Company	Date / Time	Received By (sign)	Print Name / Company
	Don Espinoza	5/15/19 ~~15~~ 13:30		alyssa/ESB

By signing on behalf of your organization and relinquishing this chain of custody you agree to abide by the Babcock Laboratories, Inc. *Terms and Conditions.*

(For Lab Use Only) Sample Integrity Upon Receipt/Acceptance Criteria

Sample(s) Submitted on Ice? Yes No
Custody Seal(s) Intact? Yes No NA
Sample(s) Intact? Yes No
Temperature: 5 °C ☐ Cooler Blank
Sample meets laboratory acceptance criteria? Yes
Permission to continue: Yes
Deviation/Notes:
Signature/Date:

B9E2200
5/15/2019 13:30
AJG

BABCOCK Laboratories, Inc.
The Standard of Excellence for Over 100 Years

?)2Ä<#$C&/Ä'$(Ä))$*Ä+$(&#Ä"$(Ä))$,$-./ $0Ä"12+Ä
?!<#&+#'$:2;Ä$ĀÄ<#=
@DD"ÄEE'$34$35!6$7789
5Ä&./!<#>$?@$ABBB7

@<&)F#2+&)$ĀÄ !"#$GÄH!I$J
-"!KÄ+#$C./NÄ"'$ (Ä))$7
-"!KÄ+#$C&/Ä'$C!$-"!KÄ+#

Work Order Number: B9E221S

ĀÄ !"#$%&#Ä'$7LM:&FMBLHA

Received on Ice (Y/N): Yes Temp: 5 °C

@##&+OÄD$2E$#OÄ$&<&)F#2+&)$"Ä !"#$I!"$#OÄ$E&/)ÄPEQ$"Ä+Ä21ÄD$5Ä)!R$2E$&$)2E#$!I$#OÄ$2<D212D.&)$
E&/)Ä$DÄE+"2 #2!<E$R2#O$#OÄ$+!""ÄE !<D2<G$)&N!"&#!"F$3$/NÄ"PEQ$ @ÄE$&<+)!EÄD$2E$&$+! F$!I$#OÄ$?O&2<$!I$
?.E#!DF$D!+./Ä<#$P2I$"Ä+Ä21ÄD$R2#O$F!."$E&/)ÄPEQQ3$-$&&EÄ$<EÄD$!"#2!<$!I$#OÄ$E&/)ÄPEQ$/&F$NÄ$
"ÄE !<E2N)F$D2E+&"DÄD$&I#Ä"$7L$D&FE$I"!/$#OÄ$&N!1Ä$$Ä-)ÄEE#Ä>O&1Ä$"ÄS.ÄE#ÄD$!#OÄ"R2EÄ3

*O&<;$F!.$I!"$#OÄ$! !"#.<2#F$#!$EÄ"1Ä$F!."$&<&)F#2+&)$+$ÄDE1Ä$&<F$S.ÄE#2!<E$!"$+!<+Ä"<E$"ÄG&"D2<G$
#O2E$"Ä !"#$)Ä&EÄ$+!<#&+#$!."$+)2Ä<#$EÄ"12+Ä$DÄ &"#/Ä<#3

apml le ndet ifdRpifot

U&N$0&/)Ä$V	?)2Ä<#$0&/)Ä$T%	:&#"26	%&#Ä$0&/)ÄD	By	%&#Ä$0.N/2##ÄD	By
5AWBBLHMLH	Well 3	(&#Ä"	L9XH9XHA$HL'7L	%!<$ WE 2<!=&	L9XH9XHA$H7'7L	%!<$WE 2<!=&

*OÄ$I!))!R2<G$E&/)ÄE$RÄ"Ä$E)2#$I"!/$&<$.< "ÄEÄ"1ÄD$+!<#&2#OÄ$)&N!"&#!"F$&I#Ä"$E.N/2##&)$&<D$E.NEÄS.Ä<#)F$$#OÄ$&<&)$#Ä$2E$2DÄ<#2I2ÄD$&E$
Y%2EE!)1ÄDY>$#OÄ<$#OÄ$E&/)Ä$R&E$I2)#Ä"ÄD$&#$#OÄ$&N!"&#!"F$&I#Ä"$E.N/2##&)$&<D$E.NEÄS.Ä<#)F$$#OÄ$&<&)$#Ä$2E$2DÄ<#2I2ÄD$&E$
&$EÄ &"&#Ä$+!<#&2<Ä"$+!))Ä+#ÄD$&#$E2#Ä'

5AWBBLHMLH B9L$/U$-!)F$$\C47M0)2#$I"!/$]< "ÄE

BABCOCK Laboratories, Inc.
The Standard of Excellence for Over 100 Years

?)2Ä<#$C&/Ä'$(Ä))$*Ä+$(&#Ä"$(Ä))$,$-./ $0Ä"12+Ä
?!<#&+#'$:2;Ä$ĀÄ<#=
@DD"ÀEE'$34$35!6$7789
5Ä&./!<#>$?@$ABBB7

@<&)F#2+&)$ĀÄ !"#$%ÄB!I$J
-"!KÄ+#$C./NÄ"'$(Ä))$7
-"!KÄ+#$C&/Ä'$C!$-"!KÄ+#

ĀÄ !"#$%&#Ä'$7LM:&FMBLHA

Work Order Number: B9E221S

Received on Ice (Y/N): Yes Temp: 5 °C

	s eDuli	s L U	Mt fiD	h eiAod	y t plFDfD L pie	y t plFDi	glp-

B9E221S01S *Sampled: 05/15/19 10:30*

(Ä))$7

*!#&)$\&"D<ÀEE	77L	H39	/GXU	0:$B7JL5XW-@$ BLL38	L9XBJXHA$BB'9ĀĀ_
?&)+2./	A`	L3JA	/GXU	W-@$BLL38	L9XBJXHA$BB'9ĀĀ_
:&G<ÀE2./	BB	L3JA	/GXU	W-@$BLL38	L9XBJXHA$BB'9ĀĀ_
0!D2./	AH	L3JA	/GXU	W-@$BLL38	L9XBJXHA$BB'9ĀĀ_
-!#&EE2./	H3J	L3JA	/GXU	W-@$BLL38	L9XBJXHA$BB'9ĀĀ_
*!#&)$@);&)2<2#F	7LL	93L	/GXU$&E ?&?47	0:$B7BL5	L9XBJXHA$BB'98\U
\FD"!62DÀ	C%	93L	/GXU$&E ?&?47	0:$B7BL5	L9XBJXHA$BB'98\U
?&"N!<&#Ä	C%	93L	/GXU$&E ?&?47	0:$B7BL5	L9XBJXHA$BB'98\U
52+&"N!<&#Ä	7LL	93L	/GXU$&E ?&?47	0:$B7BL5	L9XBJXHA$BB'98\U
?O)!"2DÀ	HLL	H3L	/GXU	W-@$7LL3L	L9XH[XHA$L9'9`ĀWĀ
0.)I&#Ä	JH	L39L	/GXU	W-@$7LL3L	L9XH[XHA$L9'9`ĀWĀ
C2#"&#Ä$&E$C	738	L3BL	/GXU	W-@$7LL3L	L9XH[XHA$L9'9`ĀWĀ

BABCOCK Laboratories, Inc.
The Standard of Excellence for Over 100 Years

?)2Ä<#$C&/Ä'$(Ä))$*Ä+$(&#Ä"$(Ä))$,$-./ $0Ä"12+Ä
?!<#&+#'$:2;Ä$ĀÄ<#=
@DD"ÀEE'$34$35!6$7789
5Ä&./!<#>$?@$ABBB7

@<&)F#2+&)$ĀÄ !"#$%Ä7!I$J
-"!KÄ+#$C./NÄ"'$(Ä))$7
-"!KÄ+#$C&/Ä'$C!$-"!KÄ+#

ĀÄ !"#$%&#Ä'$7LM:&FMBLHA

Work Order Number: B9E221S

Received on Ice (Y/N): Yes Temp: 5 °C

	s eDuli	s L U	Mt fiD	h eiAod	y t plFDfD L pie	y t plFDi	glp-

---

B9E221S01S *Sampled: 05/15/19 10:30*

(Ä))$7

\	`3L	H3L	\$]<2#E	0:$J9LL\a$5	L9XBJXHA$BB'98^U
0 Ä+2I2+$?!<D.+#&<+Ä	AJL	H3L	./O!EX+/	0:$B9HL$5	L9XBJXHA$BB'98^U
*!#&)$%2EE!)1ÀD$0!)2DE	9[L	HL	/GXU	0:$B9JL?	L9XBHXHA$HL'J$5Ā
:5@0	C%	L3L`	/GXU	0:$99JL?	L9XH[XHA$H8'9Ā:
?! Ä"	C%	BJ	.GXU	W-@$BLL38	L9XBJXHA$BB'9ĀĀ_
T"!<	BALL	JA	.GXU	W-@$BLL38	L9XBJXHA$BB'9ĀĀ_
:&<G&<ÀEÄ	78L	A38	.GXU	W-@$BLL38	L9XBJXHA$BB'9ĀĀ_
b2<+	9L	BJ	.GXU	W-@$BLL38	L9XBJXHA$BB'9ĀĀ_

BABCOCK Laboratories, Inc.
The Standard of Excellence for Over 100 Years

?)2Ä<#$C&/Ä'$(Ä))$*Ä+$(&#Ä"$(Ä))$,$-./ $0Ä"12+Ä
?!<#&+#'$:2;Ä$ĀÄ<#=
@DD"ÄEE'$34$35!6$7789
5Ä&./!<#>$?@$ABBB7

ĀÄ !"#$%&#Ä'$7LM:&FMBLHA

@<&)F#2+&)$ĀÄ !"#&$ÄJ!I$J
-"!KÄ+#$C./NÄ"'$(Ä))$7
-"!KÄ+#$C&/Ä'$C!$-"!KÄ+#

Work Order Number: B9E221S

Received on Ice (Y/N): Yes Temp: 5 °C

NoieDpt d Ledft fifot D

$$ \'$$$$$$$$$$ĀÄG.)&#!"F$H9$/2<.#Ä$O!)D2<G$#2/Ä$Ä6+ÄÄBÄLE$&$$$5

C%' @<&)F#Ä$C4*$%W*W?*W%$&#$!"$&N!1Ä$#OÄ$:Ä#O!D$%Ä#Ä(fe!<$U2/2#$oried)>$!#OÄ"R2EÄ$&#$!"$
&N!1Ä$#OÄ$ĀÄ !"#&N)Ä$%Ä#Ä+#2!<$U2/2#$PÄ%UQ

CĀ' C!#$ĀÄ !"#ÄD

Ā%U' ĀÄ !"#&N)Ä$%Ä#Ä+#2!<$U2/2#

:%U'$:Ä#O!D$%Ä#Ä+#2!<$U2/2#

cXYYY$$ WU@-$D!ÄE$<!#$!IIÄ"$&++"ÄD2#&#2!<$I!"$#O2E$&<&)F#Ä2&$#ND2<&#2!<

---

y l l rovpl

W<+)!EÄD$&"Ä$#OÄ$&<&)F#2+&)$"ÄE.)#E$I!"$#OÄ$E.N/2#&$D&E&!+)$PEN!"&#!"2ÄE$+Ä"#2IF$#OÄ$D&#&$ "ÄEÄ<#ÄD$&E$ &"#$!I$
#O2E$"Ä !"#$/ÄÄ#$#OÄ$/2<2/./$S.&)2#F$E#&<D&"DE$2<$#OÄ$&#&$!"#2+&)$/Ä#O!DE3$@<F$Ä6+Ä #2!<E$O&1Ä$NÄÄ<$<!#ÄD3$

Angela Brown

y t - elp E. Browt gor KpFeUpt f y . h prDApll

cc:

ÄM*&Nd$0.//&"F3" #

This report applies only to the sample(s) analyzed. As a mutual protection to clients, the public, and Babcock Laboratories, Inc., this report is submitted and accepted for the exclusive use of the Client to whom it is addressed. Interpretation and use of the information contained within this report are the sole responsibility of the Client. Babcock Laboratories, Inc. is not responsible for any misinformation or consequences that may result from misinterpretation or improper use of this report. This report is not to be modified or abbreviated in any way. Additionally, this report is not to be used, in whole or in part, in any advertising or publicity matter without written authorization from Babcock Laboratories, Inc. The liability of Babcock Laboratories, Inc. is limited to the actual cost of the requested analyses, unless otherwise agreed upon in writing. There is no other warranty expressed or implied.

$$$$$$*ling*
P.O. Box 432
Riverside, CA 92502-0432

location
6100 Quail Valley Court
Riverside, CA 92507-0704

P 951 653 3351
F 951 653 1662
www.babcocklabs.com

CA ELAP No. 2698
EPA No. CA00102
NELAP No.OR4035
LACSD No., 10119

BABCOCK Laboratories, Inc.
The Standard of Excellence for Over 100 Years

?)2Ä<#$C&/Ä'$(Ä))$*Ä+$(&#Ä"$(Ä))$,$-./ $0Ä"12+Ä
?!<#&+#'$:2;Ä$ĀÄ<#=
@DD"ÀEE'$34$35!6$7789
5Ä&./!<#>$?@$ABBB7

ĀÄ !"#$%&#Ä'$7LM:&FMBLHA

@<&)F#2+&)$ĀÄ !"#&$ÄH!I$H
-"!KÄ+#$C./NÄ"'$(Ä))$7
-"!KÄ+#$C&/Ä'$C!$-"!KÄ+#

Work Order Number: B9E221S

Received on Ice (Y/N): Yes Temp: 5 °C

BABCOCK Laboratories, Inc.
The Standard of Excellence for Over 100 Years

6100 Quail Valley Court Riverside, CA 92507
(951) 653-3351 • FAX (951) 653-1662
www.babcocklabs.com

Chain of Custody & Sample Information Record

Client: ~~Patara~~ well tec | Contact: | Fax No.

Phone No. | email:

Project Name: | Turn Around Time: Routine *72 Hour Rush *48 Hour Rush *24 Hour Rush

Project Location: | *Lab TAT Approval: By: *Additional Charges Apply

Additional Reporting Requests: Include QC Data Package: ☐ Yes ☐ No; FAX Results: ☐ Yes ☐ No; Email Results: ☐ Yes ☐ No; State EDT: ☐ Yes ☐ No (Include Source Number in Notes)

Sampler Information: Name: Don Larry; Employer: well tec; Signature: Don E

Sample ID	Date	Time	# of Containers & Preservatives: Unpreserved, Other, H_2SO_4, HCl, HNO_3, $Na_2S_2O_3$, NaOH, NaOH/Zn Acetate, NH_4Cl, PDC	Total # of Containers	Sample Type: Routine, Resample, Special	Analysis Requested: General Min.	Matrix	Notes
well #3	5/15/2019	10:30	1				DW = Drinking Water; WW = Waste Water; GW = Ground Water; S = Source; SG = Sludge; L = Liquid; M = Miscellaneous	*OK to split per client ☆ 5/15/19

Relinquished By (sign)	Print Name / Company	Date / Time	Received By (sign)	Print Name / Company
Don E	Don Espinoza	5/15/19 13:30		alyssa/BBB

By signing on behalf of your organization and relinquishing this chain of custody you agree to abide by the Babcock Laboratories, Inc. *Terms and Conditions.*

(For Lab Use Only) Sample Integrity Upon Receipt/Acceptance Criteria

Sample(s) Submitted on Ice? (Yes) No
Custody Seal(s) Intact? Yes No (NA)
Sample(s) Intact? (Yes) No
Temperature: 5 °C ☐ Cooler Blank

Sample meets laboratory acceptance criteria? (Yes) N
Permission to continue: Yes N
Deviation/Notes:
Signature/Date:

B9E2201
5/15/2019 13:30
AJG

Beaumont-Cherry Valley Water District
Regular Board Meeting
May 28, 2020

Item 9

STAFF REPORT

TO: Board of Directors

FROM: Dan Jaggers, General Manager

SUBJECT: **Update: Status of Local Emergency regarding the Impact of the Respiratory Illness Pandemic COVID-19 pursuant to Resolution 2020-07**

Staff Recommendation

Receive Staff update and provide direction as deemed appropriate by the Board of Directors.

Background

District staff continues to monitor activities regarding the myriad of Federal, State and County guidelines and orders related to the COVID-19 pandemic. These guidelines and orders have resulted in various requirements for sheltering in place and social distancing. The District's role has been limited to implementing orders issued by the Riverside County Health Official, etc. to District Operations regarding staffing and operating parameters.

District staff actively monitors gubernatorial orders for modifications and any follow-on modifications to Riverside County Health Official orders. The Riverside County Board of Supervisors is considered issuing an order to the Riverside County Health Officer to rescind all County orders at its meeting of Tuesday, May 5, 2020. This meeting was continued to May 8, 2020 to hear Governor Newsom's plan to reopen California before taking Board action. Several Public Health Orders were rescinded including the requirement of face masks in public areas and the mandate of 6' of separation between individuals in public areas. These precautions are still highly recommended but are no longer mandates.

Public health orders issued in response to major regional or national events are derived from a multi-agency process that generally flows from higher levels of government to lower levels of government. With regard to the existing COVID-19 pandemic, the District is tasked with interpretation and implementation of Federal recommendations/guidelines, State of California gubernatorial orders and Riverside County Health Officer orders as it relates to our essential business activities.

These various guidelines and orders impact critical personnel operations specifically related to issues like workplace safety, unemployment and workers compensation. They also have broader impacts on daily business operations.

It should be noted that throughout the COVID-19 pandemic, the City of Beaumont has yet to implement any local orders or guidelines. The City has reacted to and implemented guidelines and orders issued by other governmental entities. Included below is a graphic that demonstrates the hierarchical relationships between the various levels of government as published by the City of Beaumont in their May 5, 2020 City Council Meeting report regarding an update related to the COVID-19 Pandemic.

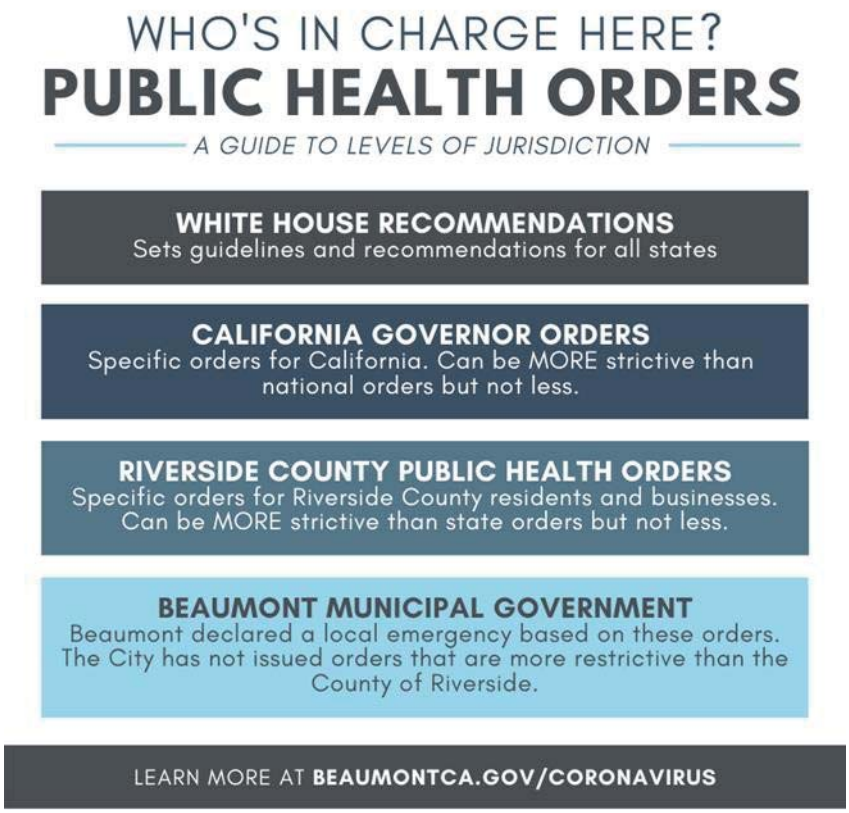

Currently, the District is practicing implementation of Federal, State, and County Guidelines, as previously reported at various Board Meetings as it relates to ongoing operational practices and office activities.

Fiscal Impact:

Undetermined at this point.

Attachments

County of Riverside Weekly COVID-19 Report District 5

County of Riverside COVID-19 Trajectory (February 21, 2020 – May 20, 2020)

Staff Report prepared by Dan Jaggers, General Manager

May 11, 2020 - May 17, 2020

DISTRICT FIVE - WEEKLY COVID-19 REPORT

TOTAL CASES*	NEW WEEKLY CASES	TOTAL DEATHS	NEW WEEKLY DEATHS	DOUBLING TIME
1,527	71	47	4	29.9 (7-day average)

COVID-19 Cases by Week

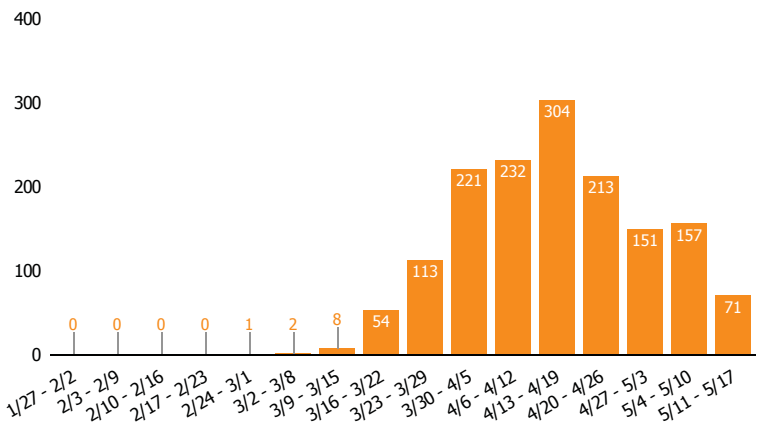

Total Cases by City/Community

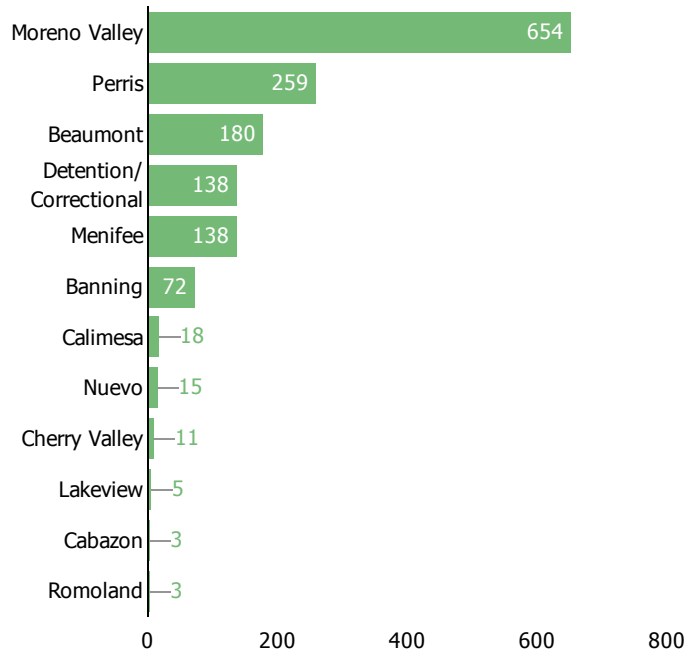

COVID-19 Daily ICU/Hospitalizations

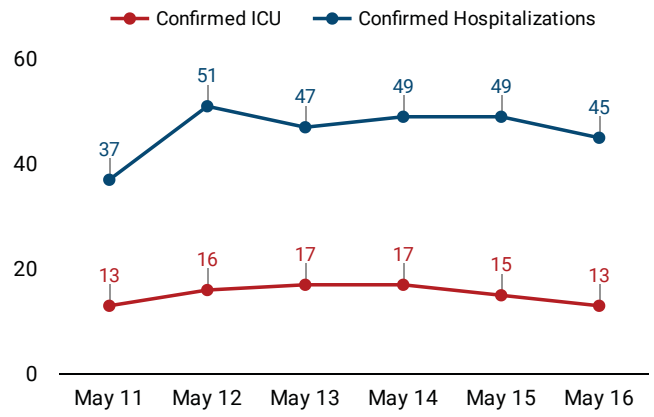

Total Deaths by City/Community

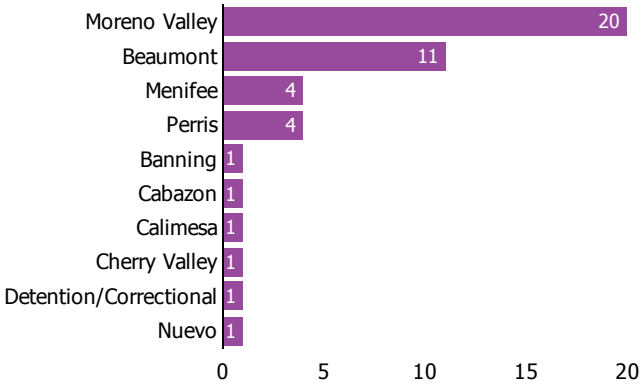

COVID-19 Testing

Total Tested	New Tests (Weekly)	Positivity Rate (Overall)	Positivity Rate (Weekly)	Testing per Capita
13,570	2,747	11.3%	6.1%	2.8%

*New Weekly Tests/Weekly Positivity Rates are based on previous week as tests may take 3-5 days to result

*Totals do not include cases with missing geographic locations
*Cities/Communities with populations less than 2,000 are not included

RIVERSIDE COUNTY COVID-19 TRAJECTORY

Feb 21, 2020 - May 20, 202(

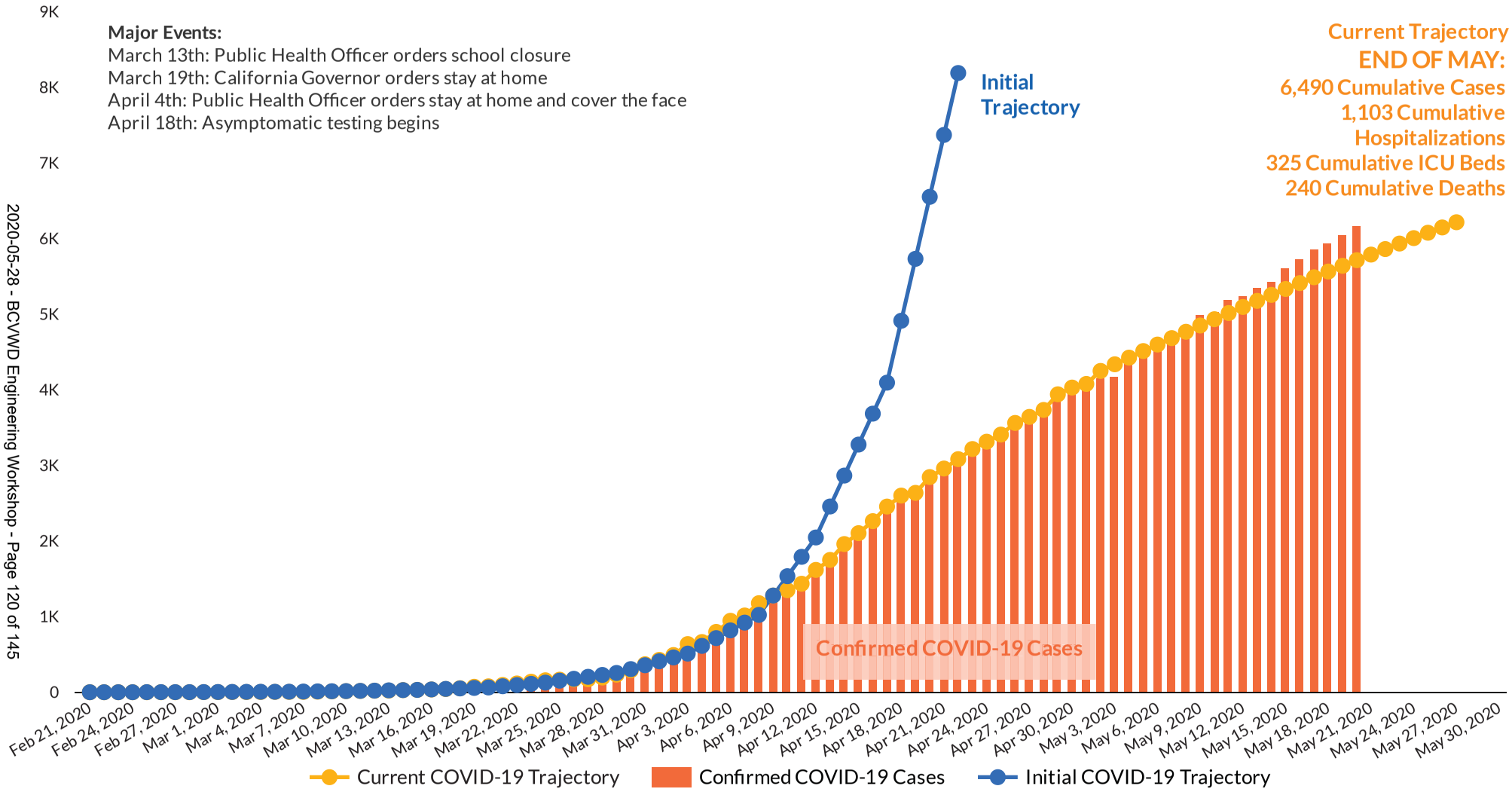

COVID-19 Cases Recent Doubling Time (3-Day Average)

27.3

days

KEY POINTS

- Trajectory of COVID-19 cases are based on current data and are likely to change as the situation evolves.
- Trajectory is influenced by factors such as collective community behavior (e.g. social distancing, hand washing, face coverings) and testing.
- As we receive results from asymptomatic testing, trajectory may change.

Beaumont-Cherry Valley Water District
Regular Board Meeting
May 28, 2020

Item 10

Update: Legislative Action and Issues Affecting BCVWD

Federal			
Issue	Status	Description	New or Change in Status (New/Y/N)
HR 6800 Health and Economic Recovery Omnibus Emergency Solutions (HEROES) Act	Introduced in House 5/12/20 5/15/20 Passed House Expected to be addressed by Senate after Memorial Day recess	CSDA analysis: To address state and local governments' COVID-19 relief needs. More massive than the recent CARES Act, with another $3 trillion proposed for COVID-19 response. House leadership plans to move HEROES quickly and pass on voice vote or unanimous consent Fri 5/15. The bill will go to the U.S. Senate, where it will likely stall and receive significant scrutiny. Includes two primary federal priorities for special districts: expanding payroll tax credits for providing emergency leave and access to capital. Unfortunately, the bill does not favorably address special districts' access to fiscal relief funds, and CSDA is working with a coalition of national and congressional partners to address this issue. What HEROES includes: Payroll Tax Credit Inclusion The bill would expand the payroll tax credit for providing COVID-19 related emergency family and sick leave to include state agencies and political subdivisions. The payroll tax credit's authorization would be extended through the end of 2021, and would increase the credit amount an organization can receive per employee by $2,000 to a total of $12,000 per employee. The program is also bolstered for employees who take the emergency relief due to indirect COVID-19 causes, such as caring for a sick family member or caring for a child home from school. Greater Access to Municipal Liquidity Facility The HEROES Act would enhance the Federal Reserve's (Fed) Municipal Liquidity Facility (MLF) program authorized under the CARES Act. Under the bill, the Fed would be authorized to buy debt of states and political subdivisions with at least a 50,000 population. It would ensure the MLF is operational through December 31, 2021, and allow the purchasing of bills, notes, bonds and warrants with a maturity up to 10 years – an increase from a maximum of two-years maturity under CARES. The Fed would have	New

		to ensure the debt it buys is at the most recent interest rate equal to a key discount rate, which is updated daily. Eligible issuers would not have to attest they were unable to secure credit elsewhere, granting flexibility. Assistance for State and Local Governments Unfortunately, based on the bill's language and the precedent established with U.S. Treasury's April 15 Coronavirus Relief Fund guidance, special districts would unlikely receive any of the $915 billion currently drafted for state and local government assistance. Unlike CARES where the Coronavirus Relief Fund had one appropriation with instructions to allocate 45 percent directly to municipalities greater than 500,000 and the remainder to go directly into state coffers to use as it sees fit related to COVID-19, HEROES sets forward specific allocations within separate state and local fiscal relief funds. Here is breakdown of how the funds would be established: *Coronavirus State Fiscal Relief Fund* $540 billion ($500 billion for states, $20 billion each for territories and tribal governments) *To be disbursed to states and DC within 30 days: $250 billion* • $51 billion would be distributed equally among all states and DC. • An additional $150 billion would allocated to each state based on population (California should see roughly $15.3 billion directly to the state) • Another $49 billion would be disbursed to states divided based on COVID-19 prevalence in each. This would be based on Centers for Disease Control and Prevention (CDC) data. *To be disbursed to states and DC between April 15 and May 3, 2021: $250 billion* • $51 billion would be distributed equally among all states and DC. • The remaining $199 billion would be proportionately distributed among states based first quarter 2021 seasonably-adjusted unemployment rates. Use of the funds would be restrict to "respond to, mitigate, cover costs or replace foregone revenues" that were not projected in a state's budget as of January 31, 2020. *Coronavirus Local Fiscal Relief Fund* $375 billion would be allocated within this fund. This has a more complex set up, and its eligibility remains based on the Coronavirus Relief Fund, which is not interpreted to include special districts. *"Metropolitan cities and other units of general local government" would receive $187.5 billion.* • This sub-fund would be directly disbursed based on a formula enshrined in the Housing and Community Development Act of 1974. This does not include special districts.	

		• $87.5 billion would be allocated within 30 days. • The remaining $43.7 billion would be allocated between April 15 and May 3, 2021. *$56.25 billion would go to states for allocation to general governments in non-entitlement areas.* • States would receive the funds in 30 days and would be required to disburse the funds within another 30 days to general government units in non-metropolitan and non-tribal areas. • Funds would be required to be distributed proportional to population. • The U.S. Treasury would release these two-thirds of this sub-fund within 30 days of HEROES passing. The remaining one-third would be released between April 15 and May 3, 2021. *$187.5 billion would be directly disbursed to counties within the states, DC and U.S. territories.* • Funds would be required to be distributed proportional to population. • The U.S. Treasury would release these two-thirds of this sub-fund within 30 days of HEROES passing. The remaining one-third would be released between April 15 and May 3, 2021. Use of the funds would be restrict to "respond to, mitigate, cover costs or replace foregone revenues" that were not projected in a state's budget as of January 31, 2020. Additional elements of HEROES relevant to special districts include: <u>Federal Emergency Management Agency</u> • FEMA allocation: $1.3 billion for prevention, prep and response to COVID-19, Includes: o $500 million for Assistance to Firefighter Grants with cost-sharing requirements waived o $500 million for Staffing for Adequate Fire and Emergency Response Grants (SAFER) with cost-sharing requirements waived o $100 million for Emergency Management Performance Grants. • $1.5 billion in broadband access for students and libraries + $4 billion for "home connectivity" <u>Unemployment Insurance</u> • $925 million to assist states in processing unemployment claims • Extends Federal Pandemic Unemployment Compensation program, which also a $600 supplement to state and federal unemployment benefits. o This would be through January 31, 2021. o Federal, state and local programs receiving federal funding must disregard this supplement when calculating eligibility for public safety net program. o Application for extended 13-week unemployment benefits would continue through January 31, 2021, effectively ending the program on March 31, 2021.	

		<u>Continuity of Utility Services</u> • Water and wastewater shutoff assistance for low-income individuals. o Would include $1.5 billion for *emergency funding to help low-income families who face high costs for drinking water and wastewater services pay these bills and avert shut-offs and late fees during the COVID-19 crisis.* • Would require states and utilities receiving federal emergency funds to adopt or maintain in force policies to prevent shutoffs and ensure safety and continuity of home energy and water services to residential customers during the COVID-19 public health emergency. <u>Stimulus Payments</u> • The tax rebates/stimulus checks would be re-authorized and replicated: o up to $1,200 per individual o family maximum increased to $6,000 *News reports: The Senate is not expected to consider another coronavirus relief bill until after the Memorial Day recess. Senate Majority Leader Mitch McConnell said Congress needs to "pause" and grasp the debt amassed by recent legislation.* *While the bill was passed by the House, the Senate is less supportive of the measure. The White House also* threatened to veto *the package without significant changes.*	
HR 6467 – Coronavirus Relief Act *BCVWD sent a letter requesting inclusion of local governments to House and Sen leaders on 4/8/20*	Introduced 4/7/20 Ref to Com on Oversight and Reform 5/12/20 – No change in status	Congressman Joe Neguse, D-Colo., introduced legislation that would open direct Coronavirus Relief Fund disbursements to local units of government serving fewer than 500,000 residents and would authorize $250 billion for these governments to use. CSDA's April 2, 2020 letter asks for the Fund be more accessible to special districts with a $100 billion appropriation. HR 6467 meets and exceeds CSDA's ask. • CSDA is updating its congressional leadership letter to include a request for HR 6467 to be included in the fourth aid bill. • Current definition of "local government" is vague when it comes to special district's inclusion. o Due to Treasury's April 13 guidance, which left open the question of whether special districts would qualify for Fund access, this remains a point of caution. o CSDA is asking for this bill to explicitly include special districts (should be addressed with Garamendi. • The bill has 144 cosponsors, 33 of whom are from California. Related info: Senators Feinstein and Harris will co-sponsor Senator Martin Henrich's companion legislation upon its introduction. • Senators Bill Cassidy, R-La., and Bob Menendez, D-N.J., have a bipartisan deal to establish a $500 billion stabilization fund for states and municipalities serving 50,000+.	Y

HR 6643 Supporting State and Local Leaders Act (aka Payroll Tax Credit access for Special Districts) *(different than HR 6467, above) BCVWD sent a letter of support to Cox on 4/8/20*	4/28/20 Introduced in House, ref to Com on Way and Means 5/12/20 – No action The Payroll Tax Credit Access has also been included in the HEROES Act	• Special districts are not able to utilize the payroll tax credit for providing mandatory paid emergency sick and family time for those affected by COVID-19. • On 4/15/20, Congressman TJ Cox, D-Calif., circulated a letter to congressional leaders to support including state and local governments in the payroll tax credit program in phase IV legislation. • HR 6643 repeals the prohibition against granting federal, state, and local governments a tax credit for paid sick and paid family and medical leave. Representative TJ Cox joined Representative Brad Schneider (D-IL-10) and Reps. John Katko (R-NY-24), Peter T. King (R-NY-2), and Diana DeGette (D-CO-1) to introduce bipartisan legislation that would make states and local governments eligible for the emergency paid leave payroll tax credits. This would give public organizations the same tax credits as private companies and help state and local budgets stretched thin by the COVID-19 pandemic. The Supporting State and Local Leaders Act would give public employers access to the tax credits to help state and local governments cover the costs associated with paid leave programs. The legislation currently has 108 bipartisan co-sponsors. CSDA is listed as an endorsing organization on the letter.	Y
HR 535 – Protecting Americans at Risk of PFAS Contamination and Exposure aka PFAS Action Act of 2019 (see also S.1507)	7/12/19 Included in HR 2500 the National Defense Authorization Act for FY 2020 (Failed) 1/13/20 – Revised and Passed House, received in Senate 5/15/20 – Heard in House Com on Energy and Commerce	ACWA Watch List. Requires the EPA to designate all PFAS as hazardous under the Comprehensive Environmental Response, Compensation, and Liability Act (CERCLA), commonly known as Superfund. (ACWA Note: EPA indicates it will regulate two PFAs under CERCLA within the year. News: Jan. 10, 2019: The U.S. House of Representatives passed H.R. 535 along a 247-159 vote. The bill targeting per- and polyfluoroalkyl substances (PFAS) notably gained support from around two-dozen Republicans, despite opposition from President Donald Trump, who has said he will veto the bill if it comes to the White House. After its overwhelming passage in the House, the bill is likely to lose momentum now, with Republicans in the Senate averse to taking up the measure. During the conference to reconcile the House and Senate versions of the National Defense Authorization Act (NDAA), the House managers pushed for additional PFAS provisions, but the two sides did not reach agreement on those provisions. On January 10, 2020, the House passed a revised H.R. 535, the PFAS Action Act of 2019, with the votes of 24 Republicans, and sent it to the Senate for its consideration. Senate passage is probably unlikely, particularly in light of the rejection by Senate conferees on the NDAA of some of these provisions.	N

Continued next page

HR 1435 – Sites Reservoir Protection Act	2/28/19 – Introduced 3/15/19 Ref to Com on Water, Oceans 5/19/20 – No change in status	ACWA Supports. Supports building of the Reservoir and other water infrastructure in the Central Valley. Could also authorize additional funding and technological assistance for the project. Matching funds provided through Prop. 1. FUNDING: Sites Reservoir will receive $6 million from the federal government as part of a bipartisan spending bill that was signed by President Trump at the close of 2019. The funding, authorized by the WIIN Act, was appropriated to the Bureau of Reclamation to advance Sites Reservoir. With the passage of this legislation, Congress has now appropriated roughly $10 million in WIIN Act funding to the Bureau of Reclamation for Sites Reservoir.	N
H.R. 1621 – Water Supply Permitting Coordination Act	Introduced 3/7/19 – Referred to House Com on Natural Resources 3/28/20 – Ref to Com on Oceans and Wildlife	To authorize the Secretary of the Interior to coordinate Federal and State permitting processes related to the construction of new surface water storage projects on lands under the jurisdiction of the Secretary of the Interior and the Secretary of Agriculture and to designate the Bureau of Reclamation as the lead agency for permit processing, and for other purposes. Helps with NEPA and Endangered Species Act. FEO becomes lead review agency. 5/19/20 – No change in status	N
HR 2377 – Protect Drinking Water from PFAS Act	9/26/19 – Forwarded to Energy and Commerce Subcommittee on Environment and Climate Change	ACWA: Oppose unless amended, Proposed Amendment: Provide robust funding for treatment and cleanup. Summary: Directs EPA to set a drinking water standard for all PFAS and PFOAS within two years of enactment. 5/19/20 – No change in status	N
HR 2473 – Securing Access for the central Valley and Enhancing (SAVE) Water Resources Act	5/2/19 - Introduced in House 6/13/19 – Heard in Natural Resources Subcommittee 3/11/20 – Amended by Committee	ACWA supports with amendments. Requires the Bureau of Reclamation to fast-track California water storage projects such as the Sites Reservoir. Will create cutting-edge programs to grow and sustain the region's water supply by improving storage capacity, supporting key new technological innovations for drought resistance and groundwater management and establishing responsible levels of federal funding to invest in water future. Amendments under consideration. 5/19/20 – No change in status	N
S.1613 – Contaminant and Lead Electronic Accounting and Reporting Requirements (CLEARR) for Drinking Water Act	5/22/19 - Referred to the Committee on Environment and Public Works. 5/19/20 – No change in status	ACWA: Watch. Summary: Amends the Safe Drinking Water Act to update and modernize the reporting requirements for contaminants, including lead, in drinking water, and provides specific assistance to small and disadvantaged communities for education and system improvements.	N

S.1932 – Drought Resiliency and Water Supply Infrastructure Act	Introduced 6/20/19 (Feinstein) 7/18/19 – Hearing in Senate Energy and Natural Resources Committee 5/19/20 – No change in status	Federal Drought Legislation. ACWA-supported bill would build on Sen. Feinstein's 2016 drought legislation that was included in the Water Infrastructure Improvements for the Nation (WIIN) Act. The bipartisan Act would improve the nation's water supply and drought resiliency to protect against climate change impacts. Key provisions include: • Extending funding under the WIIN Act for an additional five years, including $670 million for surface and groundwater storage projects, and supporting conveyance, $100 million for water recycling projects, $60 million for desalination projects • Creating a new loan program for water agencies at 30-year Treasury rates to spur investment in new water supply projects • Authorizing $140 million for habitat restoration and environmental compliance projects, including forest, meadow and watershed restoration and projects that benefit threatened and endangered species.	N
S.2086 – National Opportunity for Lead Exposure Accountability and Deterrence Act	7/11/19 Ref. to Committee on Environment and Public Works.	ACWA: Oppose. Summary: Amends the Safe Drinking Water Act to require EPA to lower the lead standard to less than 10 ppb by December 21, 2020; and not more than 5 ppb by December 31, 2026. 5/19/20 – No change in status	N
S 3590 – Drinking Water Infrastructure Act of 2020	5/2/20 – Introduced 5/6/20- Passed by Sen Env and Public Works Com 5/11/20 – Set on Senate Calendar	Bloomberg News: The Senate's environment panel pushed through two major water infrastructure bills Wednesday, rejecting a GOP member's attempt to give Western states more authority over water supplies but agreeing to direct the EPA to set drinking water limits for "forever chemicals" known as PFAS. The water packages, (S. 3591) and (S. 3590), developed by the top Republican and Democrat on the Senate Environment and Public Works Committee, will now go to the full Senate. It's unclear how soon the chamber will consider the legislation while it focuses on the coronavirus pandemic. The PFAS language would direct the Environmental Protection Agency to develop a national drinking water standard for perfluoroalkyl and polyfluoroalkyl substances (PFAS), a group of chemicals used in everything from nonstick cookware to firefighting foam. The Drinking Water Infrastructure Act of 2020 reauthorizes the Safe Drinking Water Act program that support drinking water infrastructure and provide resources and technical assistance to communities facing critical drinking water needs.	New

S 3591 – America's Water Infrastructure Act of 2020	5/2/20 – Introduced 5/6/20- Passed by Sen Env and Public Works Com 5/11/20 – Set on Senate Calendar	See S 3590 AWIA 2020 provides roughly $17 billion in new federal authorizations to invest in infrastructure projects across the country. It will cut red tape by setting a two year goal for the U.S. Army Corps of Engineers (Army Corps) to complete its feasibility studies for potential projects, consistent with the standard set by President Trump. The draft bill was crafted with Sens. Shelley Moore Capito (R-WV) and Ben Cardin (D-MD). Capito and Cardin serve as chairman and ranking member of the EPW Subcommittee on Transportation and Infrastructure.	New

California
5/12/20 – California Budget May Revise – Budget shows a $53.4 billion deficit. It is expected that taxes will be raised and services cut. Legislators must pass a budget by June 15; however the tax filing deadline was extended to July 15. Lawmakers expect to pass a baseline budget by the deadline then make amendments in August once revenue figures are clearer. CSDA Analysis: Climate Resiliency The January climate budget included $12 billion over the next five years. Three key areas of the climate budget were a proposed climate resilience bond, cap-and-trade expenditures to continue the transition to a carbon-neutral economy, and a new Climate Catalyst Fund. • Climate resiliency bond: The Governor is no longer endorsing a climate bond being placed on the ballot in November of 2020, which was proposed as a $4.75 climate resiliency bond, due to the debt service of a general obligation bond against the General Fund. (Note: the effort in the Assembly continues to move forward as of this writing and has been repositioned as an "Economic Recovery, Wildfire Prevention, and Safe Drinking Water Act.") • Sustainable Groundwater Management Act: January proposals have been withdrawn from the Governor's budget, including a $40 million General Fund investment. The Department of Water Resources will allocate $26 million of existing Proposition 68 bond funds to local agencies in critically overdrafted basins to help defray the cost of implementation projects. Additional funding for SGMA-related projects may be considered for inclusion in future infrastructure investments. • Cap and Trade Expenditure Plan: $965 million Cap and Trade Expenditure Plan, which included a $25 million ongoing investment to provide support for programs, including support for the Fifth California Climate Change Assessment remains but has been reconfigured to a pay as you go program based on actual Green House Gas Reduction Fund auction proceeds to authorize budget act expenditures based on actual proceeds received at each quarterly auction. Additionally, as proceeds are anticipated to be much lower, the proposed budget mechanism will prioritize initial auction proceeds for the following programs: o Air Quality in Disadvantaged Communities: AB 617 Community Air Protection Program and agricultural diesel emission reduction. o Forest Health and Fire Prevention, including implementation of the requirements of Chapter 391, Statutes 2019 (AB 38). o Safe and Affordable Drinking Water.

• Climate Catalyst Fund: The January budget proposal included a $1 billion General Fund investment ($250 million in 2020-21, with additional funding in later years) for a Climate Catalyst Fund. This has been withdrawn from the Governor's budget for this and future years. However, the Administration notes it remains committed to leveraging private capital to support a Climate Catalyst Fund.

Other Environmental Proposals

The May Revision continued to prioritize funding for the Cutting Green Tape proposal in the Department of Fish and Wildlife, proposing $4 million to increase the scale and pace of restoration work, incorporate efficiencies into grant programs, and incorporate the use of programmatic permitting options.

Emergency Preparedness and Response

The January budget proposal continued to build on emergency response and preparedness funding priorities from 2019-20, including improving the resiliency of the state's critical infrastructure, minimizing impacts of PSPS events, and wildfire prevention efforts.

• Wildfire Forecast and Threat Intelligence Integration Center: The January budget included $9 million ($8.8 million General Fund) and 22 positions across Cal OES, CAL FIRE, the Military Department, and the PUC to begin implementation of the Wildfire Forecast Center. The May Revise maintains $2 million General Fund to enhance the state's emergency response capabilities through improved forecasts for tracking and predicting critical fire weather systems, which improves situational awareness of fire threat conditions in real-time, reduce this proposal by $6.8 million General Fund across various departments.

• California Disaster Assistance Act (CDAA): $16.7 million one time General Fund to increase the amount of funding available through CDAA was proposed in January. The May Revise proposes a total of $38.2 million one-time General Fund (maintaining $16.7 million included in the Governor's Budget and an additional $21.5 million) to increase the amount of funding available through the CDAA, which is used to repair, restore, or replace public real property damaged or destroyed by a disaster or to reimburse local governments for eligible costs associated with emergency activities undertaken in response to a state of emergency proclaimed by the Governor. This augmentation increases total CDAA funding available in the Budget to $100.8 million.

• Community Power Resiliency: A proposed $50 million one time General Fund to support additional preparedness measures that bolster community resiliency remains in the May Revise. This proposal will support a matching grant program to help local governments prepare for, respond to, and mitigate the impacts of power outages and these measures will support critical services including schools, county election offices, and food storage reserves. Special districts were explicitly eligible in the Budget Change Proposal included in the January budget and CSDA will work to ensure special districts continue to have access to any proposed funds that move forward.

COVID-19 Response Funding

The May Revise includes some funding for cities and counties for COVID-19 response from the state's allocation of CARES Act funding but does not include special districts.

The CARES Act provides a direct allocation of $9.5 billion to California and $5.8 billion to cities and counties with populations over 500,000 (includes 15 counties, 5 cities, and the city and county of San Francisco). CARES Act funding has been determined through treasury guidance to provide relief to states and local governments at the city/county level of government and the state has used that guidance and allocated $450 million to cities and $1.3 billion to counties to be used toward homelessness, public health, public safety, and other services to combat the COVID-19 pandemic.

What does this mean for special districts? With dismal economic projections and uncertain conditions, the budget process this year will be as swift as it is clumsy as state leaders

struggle to implement a balanced budget by the July 1 constitutional deadline without a clear picture of the state's fiscal position. There are many budgetary demands on increasingly limited resources, and the state is leaning heavily on anticipated federal assistance to preclude severe ongoing program cuts. To date, special districts have not been included in access to federal stimulus funds through congress or state flow through funding to date and CSDA is actively advocating state and congressional leaders for access to financial assistance and fiscal tools and will continue to do so on your behalf. However, several of the funding proposals outlined above that remain in the May Revision continue to pose a potential benefit to special districts and CSDA will continue to monitor developments and engage in those deliberations.

On 5/20/20, Assembly Speaker Anthony Rendon (D- Lakewood) today announced he will convene the Assembly as a Committee of the Whole on May 26, 2020. The Committee of the Whole will meet to address the State Budget, in order that it may be passed by the statutory deadline, June 15.

This would be the first time the Assembly has used the Committee of the Whole process in a quarter century. Under rules used in the Assembly, the Committee of the Whole allows all members to meet together in a committee format to hear testimony and discuss an issue, but not vote on it.

Issue	Status	Description	New or Change in Status (New/Y/N)
ACA 3: Clean Water for All Act	3/20/19 – Amended in Assembly 4/30/19 – Failed Committee, granted reconsideration	Constitutional Amendment to require a minimum of 2% of specified state revenues to be earmarked for payment of principal and interest on bonds authorized by the Water Quality, Supply and Infrastructure Improvement Act of 2014. 4/15/19 – Now called the "Clean Water for All Act" 5/19/20 – No change in status. Bill still active.	N
ACR 179: Special Districts Week	Introduced 2/26/20 5/19/20 – Bill still active, but is now moot.	Assembly Concurrent Reso 179, which would proclaim the week of May 17-23, 2020 *Special Districts Week*. *Special Districts Week* promotes involvement in communities and civic engagement with local government. Just like last year, the Assembly and Senate are encouraging Californians across the state be actively involved with their government, particularly with special districts and the areas they serve. BCVWD adopted Resolution 2020-11 designating Special District's Week, and sent a letter of support.	N
SB 45 – Climate Resiliency Bond - The Wildfire Prevention, Safe Drinking Water, Drought Preparation, and Flood Protection Bond Act of 2020	Proposed in Governor's 2020-21 Budget 1/23/20 – Amended to increase amount to $5.5 billion 1/31/20 – Passed Senate, on to Assembly. Urgency clause added. Read first time, held at Desk in Assembly.	*News: New Climate Programs Killed in May Budget Revise: Gone are new programs meant to fight climate change. These include a $1 billion green loan fund intended to jumpstart small- and medium-sized climate-friendly businesses like electric vehicle charging stations, renewable energy projects and other programs that have a hard time attracting private capital. Sponsorship of a $4.75 billion climate bond for wildfire, flood and drought resilience projects across the state has also been eliminated.* Climate resiliency bond: The projected climate budget relies heavily on the proposed $5.5 billion climate resiliency bond being passed by voters on the November's ballot. 80% of these funds would be allocated to address nearer term risks such as floods, drought and wildfire, with the remaining funds aimed at addressing longer term climate risks such as sea level rise and extreme heat. The proposed bond includes $250 million for community resilience; $2,925 million for drinking water, flood, drought; $750 million for wildfire; $500 million for sea level rise; and $325 million for extreme heat.	N

	5/19/20 – No change in status. Still active.	The bill made it out of Senate Appropriations with amendments and passed out of the Senate on a required two-thirds vote. It is now in the Assembly. The bill was amended on the Senate Floor to include an urgency clause, which offers flexibility beyond normal legislative deadlines. The measure is anticipated to be taken under consideration in the Assembly simultaneously with the other climate bond proposals anticipated from the Assembly and Governor, which we expect to be introduced in the coming weeks. • General Provisions: including definitions, how the funds may be used, grant eligibility, and applicant eligibility. See Chapter 1 (beginning at Section 80200) • Wildfire Prevention and Community Resilience from Climate Impacts: $2,200,000,000 for wildfire prevention, drought, or other natural disaster prevention and community resilience from climate change impacts. See Chapter 2 (beginning at Section 80220). Note: "Fire hardening" is defined in Chapter 1, Section 80203 (f) • Ensuring Safe Drinking Water and Protecting Water Supply and Water Quality from Climate Risks: $1,470,000,000 for providing safe drinking water and protecting water supply and water quality from climate risks. See Chapter 3 (beginning at Section 80230). • Protecting Fish and Wildlife from Climate Risks: $620,000,000 for protecting fish and wildlife from climate risks. See Chapter 4 (beginning at Section 80240). • Protecting Agricultural Lands from Climate Risks: $190,000,000 for protecting agricultural land from climate risks. See Chapter 5 (beginning at Section 80250). • Protecting Coastal Lands, Bays, and Oceans from Climate Risks: $970,000,000 for protecting coastal lands, oceans, bays, waters, natural resources, and wildlife from climate risks. See Chapter 6 (beginning at Section 80260). • Climate Resilience, Workforce Development, and Education: 60,000,000 for climate resilience, workforce development, and education. See Chapter 7 (beginning at Section 80270). Note: This section includes grant funding for career pathways for fire prevention and park and open space operations, among others, as well as funding for community colleges and the CSU and UC systems for fire education purposes.	
AB 352: The Wildfire Prevention, Safe Drinking Water, Drought Preparation, and Flood Protection Bond Act of 2020 (Budget Trailer Bill from Gov. Newsom) (Different than SB45, above)	8/14/19 - Gutted and Amended previous bill Ref. to Committee on Environmental Quality 5/19/20 – No change in status	Bond proceeds will be allocated as follows: Chapter 2: Supporting Safe Drinking Water and Resilience to Flood and Drought: $2,925,000,000 for providing safe and clean drinking water and resilience to flood and drought (See Section 80220). This allocation is broken down as follows: • $1,000,000,000 to the Department of Water Resources and Water Board for grants or loans to support regional and inter-regional water resilience programs and projects – this funding is intended to support the regional approach identified in the Water Resilience Portfolio (See Section 80221). • $395,000,000 to the Department of Water Resources for competitive grants to projects that support sustainable groundwater management implementation (See Section 80222).	N

		• $360,000,000 to the Water Board for competitive grants or loans to help provide clean, safe and reliable drinking water to all Californians, pursuant to the same purposes of the Clean, Safe and Reliable Drinking Water fund (See Section 80223). • $340,000,000 to the Department of Water Resources for flood Infrastructure projects (See Section 80224). • $270,000,000 to the Department of Water Resources for Central Valley and Sacramento-San Joaquin Delta multi-benefit flood control projects (See Section 80225). • $220,000,000 to the Natural Resources Agency for restoration activities identified in the Salton Sea Management Program (See Section 80226). • $200,000,000 to the Department of Food and Agriculture for projects and competitive grants to support environmental farming projects. (See Section 80227) • $140,000,000 to the Department of Fish and Wildlife for project and competitive grants that enhance or restore native fish species habitat (See Section 80228). Chapter 3: Wildfire Resilience Through Forest Health and Community Preparedness: $750,000,000 for wildfire resilience (See Section 80230). This allocation is broken down as follows: • $250,000,000 to the Department of Forestry and fire Protection for competitive grants for projects that reduce the risk of wildfire and provide long-term forest health benefits (See Section 80231). • $500,000,000 to the Office of Emergency Services, managed in coordination with the Natural Resources Agency and the Department of Forestry and Fire Protection, for competitive grants for hardening critical community infrastructure (See Section 80232). Chapter 4: Minimizing Threats Posed to Coastal Resources and Communities from Sea Level Rise and Changing Ocean Conditions: $500,000,000 for competitive grants to the Ocean Protection Council (See Section 80240). This allocation is broken down as follows: • $320,000,000 for projects and competitive grants that restore coastal wetlands (See Section 80241). • $130,000,000 for competitive grants that use nature-based solutions to address climate change impacts to California's ocean ecosystems (See Section 80242). • $50,000,000 for competitive grants for demonstration projects protecting critical infrastructure that is vulnerable to sea level rise and flooding (See Section 80243). Chapter 5: Mitigating Extreme Heat: $325,000,000 for mitigating extreme heat impacts (See Section 80250). This allocation is broken down as follows: • $200,000,000 to the Natural Resources Agency for competitive grants for urban greening and forestry projects (See Section 80251). • $125,000,000 to the Strategic Growth Council, in collaboration with the Department of Transportation, for competitive grants to support projects that provide for cool surface materials (See Section 80252).	

		Chapter 6: Supporting Community Resilience: $250,000,000 to the Strategic Growth Council for community resilience (See Section 80260). This allocation is broken down as follows: • $225,000,000 for the development of community resilience centers (See Section 80261). • $25,000,000 for competitive grants that support community resilience planning efforts (See Section 80262). Chapter 7: Fiscal Provisions: Bond issuance procedures and mechanisms necessary for the State Treasurer and the Department of Finance to implement the bond act (See Section 80280). Legislative Analyst's Office 2/13/20: The Governor's proposal lays out one approach to designing a climate bond, but the Legislature has other options. As the Legislature deliberates whether to pursue a climate bond at either the Governor's proposed level or for a different amount, we recommend it consider the out-year implications for the state budget. We also recommend it focus on the categories of activities it thinks are the highest priorities for the state, including how much to spend responding to more immediate climate effects as compared to preparing for impacts that have a longer time horizon. Additionally, we recommend the Legislature adopt bond language to ensure dollars are used strategically to maximize their impact at addressing climate change risks, as well as include evaluation criteria to ensure the state will measure and learn from project outcomes. Read full LAO Report, here: https://lao.ca.gov/reports/2020/4155/climate-change-proposals-021320.pdf	
AB 196: Workers' compensation: COVID-19: essential occupations and industries	3/26/20 – Gutted and amended existing bill 5/5/20 – Amended in Senate. Currently in Sen Labor, Public Employment and Retirement Com	This bill would define "injury," for certain employees who are employed in an occupation or industry deemed essential in the Governor's Executive Order of March 19, 2020 (Executive Order N-33-20), except as specified, or who are subsequently deemed essential, to include coronavirus disease 2019 (COVID-19) that develops or manifests itself during a period of employment of those persons in the essential occupation or industry. The bill would apply to injuries occurring on or after March 1, 2020, would create a conclusive presumption, as specified, that the injury arose out of and in the course of the employment, and would extend that presumption following termination of service for a period of 90 days, commencing with the last date actually worked.	New
AB 992: Open Meetings – Social Media	2/21/19 – Introduced 1/31/20 – Passed Assembly, on to Senate Rules Committee 5/19/20 – No change in status	The Ralph M. Brown Act generally requires that the meetings of legislative bodies of local agencies be conducted openly. That act defines "meeting" for purposes of the act and expressly excludes certain activities from the application of the act. This bill would provide that the Act does not apply to the posting, commenting, liking, interaction with, or participation in, internet-based social media platforms that are ephemeral, live, or static, by a majority of the members of a legislative body, provided that a majority of the members do not discuss among themselves business of a specific nature that is within the subject matter jurisdiction of the legislative body of the local agency. CSDA supports.	N
AB 1415: DWR Reporting	Bill held in suspense file.	CSDA Opposed. As amended 5/24/19: Requires the Department of Water Resources (the Department) to impose a civil penalty of up to $1,000 on any entity that fails to file with the department a report or plan by the deadline required. The reports subject to penalty include: (1) A report that summarizes aggregated	N

Requirements – Civil Penalties	5/19/20 – No change in status	farm-gate delivery data. (2) A water loss audit report, and accompanying information. (3) An urban water management plan or plan update. (4) A report on the implementation and enforcement of the model water efficient landscape ordinance, or a locally modified water efficient landscape ordinance that is at least as effective in conserving water. Additional penalties may apply for continued failure to file report. The Department has discretion to reduce or waive penalty.	
AB 2060: Drinking water: pipes and fittings: lead content	Introduced 2/4/20 3/10/20 – Passed Com on ES&TM and ref to Com on Appropriation	CSDA: Watch. Would define "lead free," for purposes of manufacturing, industrial processing, or conveying or dispensing water for human consumption, to mean not more than one microgram of lead under certain tests and meeting a specified certification when used with respect to end-use devices. 5/19/20 – No change in status	N
AB 1484: Mitigation Fee Act: Housing Developments	9/6/19: Amended in Senate to include Special Districts 9/10/19 – Delay hearing until 2020, per author 5/19/20 – No change in status	Development Impact Fees. CSDA watch: Would place into law an expansive list of requirements that would run parallel to and in conjunction with both the Fee Mitigation Act and the Quimby Act as well as the Mello-Roos Community Facilities Districts Act. CSDA holds major concerns with this measure including: • Projects would need an individualized determination of their alignment with the nexus study; • Adds a new standard of "roughly proportional" in addition to the more common "reasonable" standard, which may not be appropriate for these types of fees and charges; • Levels of service may not exceed that of the "existing community"; • New facilities to be funded via impact fees would have to be specifically identified within the district's capital improvement plan (CIP); • "Capital Cost Level of Service" would be prohibited; • Mandates even more public website postings, hearings, and comment periods prior to adopting a nexus study; • If challenged in court, the burden would be on a district to demonstrate compliance with this bill. Hearing postponed until 2020 as the issues it tackles and their consequences are too complicated to resolve in one week. 9/19 Statement by California YIMBY: "California YIMBY is disappointed in this stalemate. We call on the Legislature to heed the recommendations of the UC Berkeley Terner Center for Housing Innovation and prevent local governments from imposing fees that worsen the housing affordability crisis. Some local governments require fees on new home building in excess of $100,000 per home. Fees this high are guaranteed to worsen our housing affordability crisis. California's Legislative Analyst's Office has blamed excessive fees as one reason for the precipitous decline in housing permits in our state. Unless the Legislature curtails these usurious fees imposed by many local governments, Californians will continue to suffer from higher rent burdens, displacement, increased homelessness, reduced upward social mobility, and crushed dreams of homeownership."	N

AB 2095: ~~Water Theft: enhanced penalties~~ Public water systems: reduction of water charges: customers impacted by COVID-19	Introduced 2/20/20. 3/16/20 – Committee on Local Govt 5/4/20 – Gutted and Amended in Assembly 5/5/20 – Ref to Com on Local Govt	~~This bill would authorize the legislative body of a city or a county to make, by ordinance, any violation of an ordinance regarding water theft, as defined, subject to an administrative fine or penalty in excess of the limitations above, as specified~~. Existing law, the California Safe Drinking Water Act, requires the State Water Resources Control Board to administer provisions relating to the regulation of drinking water to protect public health. Existing law declares it to be the established policy of the state that every human being has the right to safe, clean, affordable, and accessible water adequate for human consumption, cooking, and sanitary purposes. This bill would authorize a public water system to reduce the water charges imposed on a customer impacted by COVID-19 during the duration of the impact provided that the reduction does not increase the water charges imposed on another ratepayer.	YES
AB 2107: Local Govt: Securitized limited obligation notes	Introduced 2/6/20. 3/16/20 – Com on Local Govt. 5/12/20 – Passed Committee, onto Consent Calendar	CSDA sponsor. Reauthorizes a statute that expired December 31, 2019, which authorizes a special district to issue securitized limited obligation notes (SLONs) for the acquisition or improvement of land, facilities, or equipment. These notes must mature within 10 years and can be issued to a cumulative $2 million dollars outstanding at one time. They can be secured with any available revenues. Would reinstate these notes for 5 more years.	New
AB: 2123: Accessibility: internet website.	Introduced 2/6/20 3/16/20 _ In Judiciary Com. 5/4/20 – Amended by author, re-ref. to Com on Judiciary 5/11/20 Hearing canceled by author	CSDA: Support. Current law imposes liability upon a person, firm, or corporation that denies or interferes with admittance to or enjoyment of public facilities or otherwise interferes with the rights of an individual with a disability, as specified, for damages and attorney's fees to a person who was denied those rights. This bill would specify that statutory damages based upon the inaccessibility of internet website under these provisions shall only be recovered against a business establishment or public place if the internet website fails to provide equally effective communication or to facilitate full and equal enjoyment of the entity's goods and services to the public. CSDA Summary: Provides a rebuttable presumption that a business' website is ADA-compliant if the website meets the Web Content Accessibility Guidelines (WCAG) 2.0 AA standard. The bill further requires the California Commission on Disability Access to review the WCAG standards and determine whether they are the most up-to-date standards for effective communication through websites.	Y
AB 2148: Climate Change Adaptation: Regional Plans	Introduced 2/10/20 3/9/20 – Amended, ref to Com on Natural Resources	CSDA: Watch. Current law establishes the Integrated Climate Adaptation and Resiliency Program, administered by the Office of Planning and Research, to coordinate regional and local efforts with state climate adaptation strategies to adapt to the impacts of climate change, as specified. This bill would state the intent of the Legislature to enact legislation that would foster regional-scale adaptation, as specified;	N

	5/19/20 – No change in status	give regions a time to develop their regional plans, as specified; and consider, among other things, sea level rise and fire vulnerability.	
AB 2151: Political Reform Act: Online Filing and Disclosure System	Introduced 2/10/20 3/16/20 – In Com on Elections and Redistricting 5/13/20 – Passed and re-ref to Com on Appropriations	CSDA: Watch. Applicable to the Form 700. The Political Reform Act of 1974 requires the filing of specified statements, reports and other documents. Under the act, a local government agency may require these filings to be made online or electronically with the local filing officer, as specified. The act requires the local filing officer to make all data so filed available on the internet in an easily understood format that provides the greatest public access. This bill would require a local government agency to post on its internet website, within 72 hours of the applicable filing deadline, a copy of any specified statement, report, or other document filed with that agency in paper format. This bill would require that the statement, report, or other document be made available for four years from the date of the election associated with the filing. CSDA SUMMARY: Requires a local government agency to post on its internet website, within 72 hours of the applicable filing deadline, all campaign filings that it receives and remain for at least four years. *(updated 2.25.20)*	Y
AB 2155: Public Officers: contracts: prohibited interests	Introduced 2/10/20 4/24/20 – Ref to Com on Judiciary	CSDA Opposed. Current law prohibits members of the Legislature, and state, county, district, judicial district, and city officers or employees from being financially interested in any contract made by them in their official capacity, or by any body or board of which they are members, subject to certain exceptions and qualifications. A contract made in violation of these provisions may be avoided at the instance of any party, except the officer who is interested in it. This bill would define “party,” for these purposes, for a contract formed on and after January 1, 2021, as a California taxpayer.CSDA SUMMARY: Existing law prohibits members of the Legislature, and state, county, district, judicial district, and city officers or employees from being financially interested in any contract made by them in their official capacity, or by any body or board of which they are members, subject to certain exceptions and qualifications. Should a body enter into a contract (including contracts utilizing bond funds), a party directly impacted by the contract can contest it. This bill looks to expand the contesting authority to any person, not just those that are directly impacted. (updated 2.19.20)	Y

AB 2178: Emergency Services (De-energization)	Introduced 2/11/20 2/27/20 – Ref to Com on Governmental Organization 5/13/20 – Passed Com, re-ref to Appropriations	CSDA: No position. Current law defines the terms "state of emergency" and "local emergency" to mean a duly proclaimed existence of conditions of disaster or of extreme peril to the safety of persons and property within the state caused by, among other things, fire, storm, or riot. This bill would additionally include a de-energization event, defined as a planned public safety power shutoff, as specified, within those conditions constituting a state of emergency and a local emergency. CSDA SUMMARY: This bill would add a de-energization event, defined as a planned Public Safety Power Shutoff (PSPS), to the list existing list of conditions under which the Governor may declare a state of emergency and/or local officials of a county, city, or city and county may declare a local emergency.	Y

		This would potentially open districts to receive financial reparation for costs incurred during the event as well as grant additional flexibility provided through the provisions of the California Emergency Services Act. Similar to SB 862 Dodd. (*updated 2.26.20*)	
AB 2182: Emergency Backup Generators: Water and Wastewater facilities: Exemption	Introduced 2/11/20 3/16/20 – In Com on Utilities and Energy, hearing postponed 5/19/20 – No change in status	ACWA-sponsored. CSDA supports. ACWA Requests support letters. Would exempt the operation of an alternative power source, as defined, to provide power to a critical facility, as defined, from any local, regional, or state regulation regarding the operation of that source. The bill would authorize providers of essential public services, in lieu of compliance with applicable legal requirements, to comply with the maintenance and testing procedure set forth in the National Fire Protection Association Standard for Emergency and Standby Power System, NFPA 110, for alternative power sources designated by the providers for the support of critical facilities. CSDA SUMMARY: This bill would provide that use of an alternative power source by an essential public service to power a critical facility during a planned de-energization event initiated by electric utilities is considered emergency use even if an official emergency has not been declared by the State or local government and state that its use shall not be subject to any local, regional, or state limitations regulation regarding the operation of an alternative power source. “Critical facility” means a facility necessary or convenient in providing essential public services including, but not limited to, facilities such as police stations, fire stations, emergency operations centers, water and wastewater treatment facilities, incident command posts, and communications systems used to support essential public services. “Essential public service” means fire, law enforcement, provision of water and wastewater service, disaster medical response, and other emergency response services. “Water and wastewater facilities” mean water and wastewater facilities critical to maintain public health and safety standards including, but not limited to, treatment plants, pumping stations and storage facilities, and facilities needed to maintain water service and water pressure necessary for firefighting. Definitions are modeled after the current CPUC definition (which will potentially be amended by the current PSPS proceeding) and maybe should include flood control activities in the essential public service definition and expand the water definition to include "Facilities for the removal of excess surface or groundwater from land by means of surface or subsurface drains; or the collection, conveyance, containment and/or discharge of surface or storm water runoff to prevent overflow or flooding." Further, this seeks similar flexibility to other bills proposed in air quality compliance management of emergency backup generators during a power shut-off. Recommend sending same message on all bills: amend definition of critical facility, if agreed necessary, and support the need for additional operational and regulator flexibility and waiver of fees for emergency generators during de-energization events.	N

AB 2186: Public Contracting: contractor retention withholding.	Introduced 2/11/20 2/20/20 – Ref to Com on Local Govt 5/19/20 – No change in status	CSDA Opposed. Existing law authorizes the legislative body of a local agency to prescribe how the local agency makes payment on a contract with the local agency for the creation, construction, alteration, repair, or improvement of any public structure, building, road, or other improvement of any kind that will exceed a total of $5,000. This authority is limited by requiring progress payments on the contract not to be made in excess of 95% of the percentage of actual work completed plus a like percentage of the value of material delivered on the ground or stored subject to, or under the control of, the local agency, and unused. Additionally, a local agency shall not withhold less than 5% of the contract price until final completion and acceptance of the project, unless, at any time after 50% of the work has been completed, the local agency finds that satisfactory progress is being made. This bill would eliminate the above described 95% limitations on a local agency's authority to prescribe payments on these contracts and would prohibit the local agency from withholding more than 5% of the contract price for contracts for the creation, construction, alteration, repair, or improvement of any public structure, building, road, or other improvement of any kind that will exceed $5,000 in total costs. (updated 2.26.20)	N
AB 2209: Calif Geographic Information Office	Introduced 2/12/20 3/12/20 – Ref to Com on Business, Professions, & Consumer Protection 5/19/20 – No change in status	CSDA Support. Would establish, until January 1, 2031, the California Geographic Information Office within the Department of Technology for the purpose of coordinating the state's geographic information systems (GIS) projects, promulgating standards for data collection and sharing, and managing shared data resources. The bill would authorize the Geographic Information Officer, appointed by the Governor, to direct the office and to work closely with the Director of Technology. The officer's duties would include, among others, developing a state GIS strategic plan in consultation with key stakeholders, including, but not limited to, the California Geographic Information Advisory Council, which would be established by this bill. The bill would require the council to advise the officer on issues of policy and implementation. CSDA SUMMARY: Implements the recommendations of the Little Hoover Commission by establishing the California Geographic Information Office within the Department of Technology for the purpose of coordinating the state's geographic information systems (GIS) projects, promulgating standards for data collection and sharing, and managing shared data resources in coordination with appointed stakeholders, including an appointment by the California Special Districts Association. (updated 2.25.20)	N
AB 2722: Non-compliant Local Agency Fees	Introduced 2/20/20 3/12/20 – Ref to Com on Local Govt	CSDA Watch List. Prohibits a "noncompliant local agency" that imposes any fees or charges on a qualified development, from requiring the payment of those fees or charges until 20 years from the date of the final inspection, or the date the certificate of occupancy is issued. 5/19/20 – No change in status.	N

AB 3147: Repeals provisions of the Govt Code related to Capacity Charges	Introduced 2/21/20 3/9/20 – Ref to Com on Local Govt 5/19/20 – No change in status	CSDA: Opposed. Would delete the provisions requiring a judicial action or proceeding to attack, review, set aside, void, or annul an ordinance within 120 days of the effective date of the ordinance or increase, as applicable. The bill would instead require a judicial action or proceeding to be conducted in accordance with other procedures that, among other things, require a protest to be filed within 90 days after the imposition of the fees and an action to attack, review, set aside, void, or annul the imposition of the fees to be filed within 180 days after delivery of a specified notice by the local agency. The bill would require revenues in excess of actual cost to be used to reimburse the payor of the fee or service charge. By imposing new duties on local agencies, the bill would impose a state-mandated local program. The California Constitution requires the state to reimburse local agencies and school districts for certain costs mandated by the state. Statutory provisions establish procedures for making that reimbursement. This bill would provide that no reimbursement is required by this act for a specified reason.	N
AB 3148: Amending Govt Code related to housing and Capacity Charges	Introduced 2/21/20 3/9/20 – Ref to Com on Local Govt 5/19/20 – No change in status	CSDA Opposed. This bill would require a city, county, special district, water corporation, utility, or other local agency, except a school district, to reduce an impact fee or other charges imposed on the construction of a deed restricted affordable housing unit that is built pursuant to a density bonus, to amounts that are, depending on the affordability restriction on the unit, a specified percentage of the impact fee or other charge that would be imposed on a market rate unit within the development. The bill would exempt from these provisions units that are required to be affordable pursuant to a local inclusionary housing ordinance. The bill would define “impact fee” for purposes of these provisions. By imposing requirements on local agencies with respect to density bonuses, this bill would impose a state-mandated local program. The California Constitution requires the state to reimburse local agencies and school districts for certain costs mandated by the state. Statutory provisions establish procedures for making that reimbursement. This bill would provide that no reimbursement is required by this act for a specified reason.	N
AB 3193: Utility workers and vehicles	Introduced 2/21/20 3/9/20 – Ref to Com on Public Safety 5/19/20 – No change in status	CSDA Support. Would authorize vehicles owned by a local publicly owned electric utility, a community choice aggregator, or an irrigation district to display flashing amber warning lights when parked on a highway or when moving slower than the normal flow of traffic. It would also add utility vehicles to the list of stationary vehicles drivers must treat caution; make a lane change or slow to a prudent speed. It also created criminal penalty enhancements assault or battery against a utility worker. (updated 3.31.2020)	N

Continued next page

AB 3256: Economic Recovery, Wildfire Prevention, Safe Drinking Water, Drought Preparation, and Flood Protection Bond Act of 2020 (Climate risks: Bond measure)	Introduced 2/21/20 5/14/20 – Amended by Com on Natural Resources 5/18/20 – Amended by Com on Appropriations	The California Drought, Water, Parks, Climate, Coastal Protection, and Outdoor Access For All Act of 2018, approved by the voters as Proposition 68 at the June 5, 2018, statewide direct primary election, authorizes the issuance of bonds in the amount of $4B pursuant to the State General Obligation Bond Law to finance a drought, water, parks, climate, coastal protection, and outdoor access for all program. This bill would enact the *Economic Recovery,* Wildfire Prevention, Safe Drinking Water, ~~Climate Resilience,~~ Drought Preparation, and Flood Protection Bond Act of 2020, which, if approved by the voters, would authorize the issuance of bonds in the amount of $6,980,000,000 pursuant to the State General Obligation Bond Law to finance projects for ~~a~~ *an economic recovery,* wildfire prevention, safe drinking water, ~~climate resilience,~~ drought preparation, and flood protection program. This bill would provide for the submission of these provisions to the voters at the November 3, 2020, statewide general election. . CSDA Summary: This bill is the Assembly's vehicle for their version of a climate resiliency bond, but is currently in intent form, stating only the intent of the Legislature to enact a bond measure that would address climate risks to the State of California. (updated 4.1.20)	Y
SB 414: Small System Water Authority Act of 2019	8/21/19 – Placed in suspense file. 5/19/20 – No change in status	CSDA supports. As amended 6/25/19: Creates the Small System Water Authority Act, which would allow county local agency formation commissions, in concert with the State Water Resources Board, to consolidate clusters of small water systems that have chronically failed to provide safe and affordable drinking to their customers. These small, failing systems would be reformed into a single Small System Water Authority, benefiting from economies of scale and improved governance and accountability.	N
SB 931: Local government meetings: agenda and documents	Introduced 2/5/20 2/12/20 Com. on Gov and Finance - 4/2/20 – Amended, re-ref to Gov and Finance	CSDA: Opposed. The Ralph M. Brown Act authorizes a person to request that a copy of an agenda, or a copy of all the documents constituting the agenda packet, of any meeting of a legislative body be mailed to that person. CSDA SUMMARY: As amended, this bill will require public agencies to email meeting agendas and the supporting agenda packets, or a link to where they can be found on an agency's website, to members of the public that have requested them. Just like when the public requests meeting materials be mailed to them, this standing request is valid for one year. In the event that it is not technically feasible to email the meeting materials or a link to where it can be found on a website, an agency can physically mail the materials and charge the requested for the costs of the mailing. The amendments address a majority of CSDA's previous concerns. (*updated 4.24.20*) BCVWD practice is to do this anyway.	Y
SB 952: Sales and Use Tax Exemption: backup generators	Introduced 2/10/20 Ref to Com on Govt and Finance 5/19/20 – No change	CSDA Watch List. This bill, on and after January 1, 2021, would provide an exemption from those taxes with respect to the sale of, or the storage, use, or consumption of, a backup electrical resource, as defined, that is purchased for exclusive use by a city, county, special district, or other entity of local government during de-energization events, as defined.	N

SB 996: State Water Resources Control Board: Constituents of Emerging Concern Program	Introduced 2/13/20 3/5/20 – Ref to Committee on Env Quality. 4/1 – Amended, re-ref to Com on Env Quality.	This bill would require the state board to ~~establish by an unspecified date and then maintain~~ *establish, maintain, and direct* an ongoing, dedicated program called the Constituents of Emerging Concern Program to ~~support and conduct research to develop information and, if necessary, provide recommendations to the state board~~ *assess the state of information and recommend areas for further study* on constituents of emerging concern in drinking water that may pose risks to public health. The bill would require the state board to establish the Stakeholder Advisory Group ~~and~~ *and, by an unspecified date,* the Science Advisory Panel, both as prescribed, to assist in the gathering and development of information for the program, among other functions. The bill would require the program to provide opportunities for public participation, including conducting stakeholder meetings and workshops to solicit relevant information and feedback for development and implementation of the program. This bill would establish in the State Treasury the CEC Action Fund, which, upon appropriation by the Legislature, would be administered by the state board to support and pay the costs associated with the establishment and implementation of the program, as specified. This bill would authorize the state ~~board to promulgate regulations pursuant to which the state board's Division of Financial Assistance may~~ *board, upon appropriation by the Legislature, to* provide financial assistance to any public water system upon a showing that the costs of testing drinking water in compliance with ~~this act~~ *monitoring requirements based on the recommendations of the panel* would impose a financial hardship, with eligibility preference given to public water systems serving fewer than 10,000 ~~individuals.~~ *individuals and located in disadvantaged communities.*	N
SB 1099: Emergency Backup Generators: Critical Facilities Exemption	2/19/20 – Introduced. 3/10/20 – In Com on Env Quality. Hearing set for 4/1 – postponed 5/19/20 – No change in status	CSDA supports. CSDA summary: This bill would require air districts to allow critical facilities with a permitted emergency backup generator to 1) use the emergency backup generator during a de-energization event or other loss of power, 2) test or maintain the emergency backup generator for consistency without having it count toward generator's time limitation on actual usage and routine testing and maintenance. Further, an air district would not be able to impose a fee on the issuance or renewal of a permit issued for an emergency backup generator. "Critical facility" is defined as "a facility necessary or convenient in providing essential public services, including, but not limited to, facilities such as police stations, fire stations, emergency operations centers, water and wastewater facilities, incident command posts, and communication systems used to support essential public services." "Water and Wastewater" facilities is defined as ""Water and wastewater facilities" includes drinking water and wastewater treatment plants, pumping stations, storage facilities, and water facilities needed to maintain water service and the water pressure necessary for firefighting." Sponsor: CMUA (updated 2.26.20)	N

SB 1205: Local Agency Design-Build Projects	Introduced 2/20/20 3/5/20 – Ref. to Com. On RLS 3/25 – Amended 5/19 – No change	CSDA: Watch. Current law states that the Legislature finds and declares that the design-build method of project delivery, using a best value procurement methodology, has been authorized for various agencies that have reported benefits from those projects, including reduced project costs, expedited project completion, and design features that are not achievable through the traditional design-bid-build method. This bill would make a non-substantive change to that provision.	N
SB 1217: Urban Water Use Targets – indoor residential use: standards: studies and investigations: reports.	Introduced 2/20/20 3/10/20 – In Com on Natural Resources. 3/26 Amended	CSDA: Watch. Current law requires an urban retail water supplier to adopt one of specified methods for determining its urban water use target, including estimating the per capita daily water use using the sum of 55 gallons per capita daily for indoor residential water use and a specified water efficiency standard for landscape irrigation. This bill would revise that method of estimating the per capita daily water use to require an urban retail water supplier to use, instead of 55 gallons per capita daily for indoor residential water use, a standard that complies with the urban retail water supplier's own criteria for indoor residential water use.	N
SB 1280: Drinking Water: Consolidation and extension of service	Introduced 2/21/20 3/10/20 – Committee on Env Quality 4/1 – Amended in Committee 5/12/20 – Ref to Com on Gov and Finance 5/12/20 – Rescinded due to shortened Legislative Calendar	CSDA: Watch. Would authorize the State Water Resources Control Board to order consolidation between a receiving water system and an at-risk water system, as defined, upon receipt of a petition that substantially conforms to the specified-referenced policy adopted by the state board and that is either approved by the water system's governing body or signed by at least 30% of the households served by the water system. For purposes of that provision, the bill would authorize the state board to contract with a technical assistance provider or appoint an administrator to provide information to a community regarding the petition process, to assist with the preparation of a petition, or to evaluate whether a water system is an at-risk water system. CSDA SUMMARY: Authorizes the State Water Resources Control Board to order consolidation between a receiving water system and an "at-risk water system," which is broadly defined, when in receipt of a petition that conforms to existing policy and is either approved by the water system's governing body or signed by at least 30% of the households served by the water system. (updated 3.29.20)	Y
SB 1297: Public Employees Retirement	Introduced 2/21/20 3/5/20 – Ref. to Com. On Labor, Public Employment and Retirement 5/19/20 – No change in status	CSDA: Watch. Would revise the provision of pension and other benefits to members of all state or local public retirement systems. The bill would apply its provisions prospectively to any member of a state or local public retirement system who is employed upon the date of its enactment and to any person who may be employed and become a member thereafter. The bill would void any limit on a pension that prohibits the pension from exceeding a percentage of final compensation, as specified. The bill would prohibit a local entity from establishing a deferred retirement option program, as described, and if a local entity has established a deferred retirement option program, whether or not the program is closed to new participants, it would be required to dis-enroll any participating employees and close the program. CSDA SUMMARY: This bill would do the following things related to public pensions: 1. Eliminate pension caps 2. Eliminate deferred retirement option programs that would result in access to a lump sum or monthly payments that would be in addition to a monthly retirement allowance	N

		3. Require employees currently enrolled in a deferred retirement option to be dis-enrolled 4. Limit pension multipliers to not exceed 2.7 percent 5. If an agency increases the compensation of a member who was previously employed by a different agency, and that results in an increased actuarial liability for the previous employer agency beyond what would have been reasonably expected for the member, the agency increasing the member's compensation shall bear all actuarial liability of the increase (updated 3.30.20)	
SB 1318 District Elections: Ballot Measures: impartial analyses	Introduced 2/21/20 3/5/20 – Ref to Senate Rules Committee 5/19/20 – No change in status	CSDA: Watch. Under current law, a measure may be placed on the ballot at a district election by a petition signed by the requisite number of voters or by the governing body of the district. Whenever a district measure is submitted to the voters at a district election, current law requires the county counsel or district attorney of the county to prepare an impartial analysis of the measure showing the effect of the measure on current law and the operation of the measure. This bill would make technical, non-substantive changes to the latter provision.	N
SB 1386 Local Govt Assessments, fees, and charges: water	Introduced 2/21/20 4/1/20 – Ref to Com on Rules, amended by author 5/11/20 – Ref to Com on Govt and Finance 5/15/20 – Set for hearing May 21	CSDA supports. The Proposition 218 Omnibus Implementation Act prescribes specific procedures and parameters for local jurisdictions to comply with requirements and, among other things, authorizes an agency providing water, wastewater, sewer, or refuse collection services to adopt a schedule of fees or charges authorizing automatic adjustments that pass through increases in wholesale charges for water, sewage treatment, or wastewater treatment or adjustments for inflation under certain circumstances. Current law defines, among other terms, the term "water" for these purposes to mean any system of public improvements intended to provide for the production, storage, supply, treatment, or distribution of water from any source. This bill would specify that "water" also includes the public fixtures, appliances, and appurtenances connected to an above-described system of public improvements intended to provide for the production, storage, supply, treatment, or distribution of water from any source. CSDA SUMMARY: Restates that "water" for purposes of the Proposition 218 Omnibus Implementation Act also includes the public fixtures, appliances, and appurtenances (including fire hydrants and the water dispensed from them) connected to and maintained by the water provider. Therefore a property-related water service fee or charge by a local agency may include the costs to construct, maintain, repair, or replace public hydrants and the associated water attached to a water system, to the extent those fees or charges are consistent with the California Constitution. Ideally, this measure would lessen local agencies' exposure to litigation, like those lawsuits that have already been filed against 81 water suppliers, so that communities may maintain a high level of fire protection. (updated 4.4.20)	Y

SB 1431 – Amends Section 170 of the Revenue and Taxation Code, relating to taxation, to take effect immediately, tax levy	5/6/20 – Gutted and amended by author (Glazer). 5/11/20 – Set for hearing on 5/21 in Com on Gov and Finance	CSDA Opposed. Bill was gutted and amended. With the approval of CEO Neil McCormick, CSDA has taken an oppose position to recently amended SB 1431 (Glazer) . This measure was gutted and amended and would require a county assessor to re-asses a property based on its current COVID-19 related income earning viability retroactive to April 5 and continuing through 12 months past the enactment of this measure or a county's emergency orders, which ever comes last. While the author's intention to spare commercial landlords some of the pain from the COVID-19 pandemic and its response is laudable and understandable, this measure sets a dangerous precedent that property tax could be based on short term economic conditions and income generating attributes of a given property rather than the current regime of real estate market value at the time of acquisition. If all commercial property were re-assessed based on the earning potential during a global pandmeic , the revenue losses to local agencies would be significant. CSDA has added its name to a coalition of other local agencies to express its opposition and will be actively opposing this measure with legislators.	
Water Resilience Portfolio	Released 1/10/2020	State agencies have released a draft Water Resilience Portfolio with a suite of recommended actions to help California cope with more extreme droughts and floods, rising temperatures, declining fish populations, aging infrastructure and other challenges. Shaped by months of valuable input from across the state, the draft outlines more than 100 integrated actionable recommendations in four broad areas to help regions build water resilience as resources become available, while at the same time providing state leadership to improve infrastructure and protect natural ecosystems. ACWA submitted an 11-page comment letter. ACWA's examples of positive proposed actions in the Draft Portfolio are: • Proposed discussions of a General Obligation Bond with funding for water projects • Support for Voluntary Agreements • Support for Integrated Regional Water Management • State support for local and regional agencies to increase water recycling and reuse • A simplified permitting process for flood management projects • Collaboration with regional and local water agencies. A final draft will be released soon.	N

		Wade Crowfoot, Secretary of Natural Resources Agency, came to the Commission meeting in February to discuss the Commission's role in assessing and prioritizing the infrastructure needs across the state, and to then figure out what is the state role in rehabilitating that infrastructure. "*Our plan this year is to move the Water Commission meetings around California, and what we want to do is take a look at regional conveyance issues, and by this fall, come back to the Governor and the state leadership with our recommendations*," he said. "*A good example would be the Friant Kern Canal*," he said. "*The Friant Kern Canal has collapsed because of subsidence and that system is only able to deliver 40% of the water it was intended to move, so what role can the state play in terms of financing for things like that. So we'll be coming to a place near you soon and we want to hear what the issues are relative to conveyance and what the needs are*." With respect to the second task of examining the possibility of a state-run flood insurance program, Chair Quintero noted that they have already been thinking along those lines. He reminded how at the beginning of his presentation, he had mentioned that one of the tasks in statute for the California Water Commission is to go to Washington DC to ask for money for flood and storage projects. "*We've had a couple conversations with the flood control board, and I think that there may be an opportunity for the flood control board and the Water Commission to work together on projects where we manage floods for storage as best we can, and it would be an amazing way to get federal support for some of the things we need in California*."Link: http://waterresilience.ca.gov/wp-content/uploads/2020/01/California-Water-Resilience-Portfolio-2019-Final2.pdf	

End