BEAUMONT-CHERRY VALLEY WATER DISTRICT
560 Magnolia Avenue, Beaumont, CA 92223

NOTICE AND AGENDA
MEETING OF THE FINANCE AND AUDIT COMMITTEE
of the Board of Directors

This meeting is hereby noticed pursuant to California Government Code Section 54950 et. seq. and under the provisions of Assembly Bill 361 and BCVWD Resolution 2022-21

Thursday, August 4, 2022 - 3:00 p.m.
560 Magnolia Avenue, Beaumont, CA 92223

COVID-19 NOTICE

This meeting of the Finance & Audit Committee is open to the public who would like to attend in person. COVID-19 safety guidelines are in effect pursuant to the Cal/OSHA COVID-19 Prevention Emergency Temporary Standards and the California Department of Public Health Recommendations

- **Face coverings are recommended for vaccinated and unvaccinated persons and should be properly worn over the nose and mouth at all times**
- **Maintain 6 feet of physical distancing from others in the building who are not in your party**
- **There will be no access to restrooms in the building**

TELECONFERENCE NOTICE

The BCVWD F&A Committee members will attend in person at the BCVWD Administrative Office or via Zoom Video Conference

To access the Zoom conference, use the link below:
https://us02web.zoom.us/j/81357113079?pwd=QTZYV2RZTVBNQ1lqQ2FkTEpXNFdUUT09

To telephone in, please dial: (669) 900-9128
Enter Meeting ID: 813 5711 3079
Enter Passcode: 346756

*For Public Comment, use the **"Raise Hand"** feature if on the video call when prompted. If dialing in, please **dial *9 to "Raise Hand"** when prompted*

Meeting materials are available on the BCVWD's website:
https://bcvwd.org/document-category/fa-committee-agendas/

FINANCE & AUDIT COMMITTEE MEETING – AUGUST 4, 2022

CALL TO ORDER

VERIFICATION OF TELECONFERENCE PARTICIPATION

ROLL CALL

	David Hoffman, Chair
	Lona Williams

	Covington (alternate)

PUBLIC INPUT

PUBLIC COMMENT: RAISE HAND OR PRESS *9 for Public Comment or to request to speak when prompted. At this time, any person may address the Finance and Audit Committee on matters within its jurisdiction which are not on the agenda. However, any non-agenda matters that require action will be referred to staff for a report and possible action at a subsequent meeting. Please limit your comments to three minutes. Sharing or passing time to another speaker is not permitted.

ACTION ITEMS

1. **Adjustments to the Agenda:** In accordance with Government Code Section 54954.2, additions to the agenda require a 2/3 vote of the legislative body, or if less than 2/3 of the members are present, a unanimous vote of those members present, which makes the determination that there is a need to take action, and the need to take action arose after the posting of the agenda.
    a. Item(s) to be removed or continued from the Agenda
    b. Emergency Item(s) to be added to the Agenda
    c. Changes to the order of the agenda

2. **Review and Acceptance of the Minutes of the Finance and Audit Committee**
   Minutes may be accepted by consensus

    a. July 7, 2022 Finance and Audit Committee Meeting (pages 5 - 8)

3. **Receive and File the Check Register for the Month of June 2022** (pages 9 - 37)

4. **Financial Reports/Recommendations**

    a. Review of the June 2022 Budget Variance Reports (pages 38 - 42)
    b. Review of the June 30, 2022 Cash and Investment Balance Report (pages 43 - 53)
    c. Review of Check Register for the Month of July 2022 (pages 54 - 76)
    d. Review of July 2022 Invoices Pending Approval (pages 77 - 78)

5. **Expense and Per Diem Compensation Claims Submitted for Approval** (pages 79 - 96)

6. **Utility Billing Statistics and Cash Flows** (pages 97 - 100)

7. **Analysis: Year-To-Date Electric Cost (Quarterly Report)** (pages 101 - 105)

8. **Action List for Future Meetings**

   - Chandler Asset Management update
   - Procurement of additional water supplies

ANNOUNCEMENTS

Pursuant to the provisions of AB 361, BCVWD Board and Committee meetings may be held via teleconference only. Check the meeting agenda for location information.

- Regular Board Meeting: Wednesday, Aug. 10, 2022 at 6 p.m.
- Personnel Committee Meeting: Tuesday, Aug. 16 at 5:30 p.m.
- Ad Hoc Communications Committee Meeting: Wednesday, Aug. 17 at 6 p.m.
- Engineering Workshop: Thursday, Aug. 31 at 6 p.m. (note change of date)
- Finance and Audit Committee Meeting: Thursday, Sept. 1 2022 at 3 p.m.
- District offices will be closed on Monday, Sept. 5 in observance of Labor Day
- Collaborative Agencies Committee: Wednesday, Sept. 7 at 5 p.m.
- Note: September Engineering Workshop has been postponed to Sept. 29

ADJOURNMENT

AVAILABILITY OF AGENDA MATERIALS - Agenda exhibits and other writings that are disclosable public records distributed to all or a majority of the members of the Beaumont-Cherry Valley Water District Finance and Audit Committee in connection with a matter subject to discussion or consideration at a meeting of the Finance and Audit Committee are available for public inspection in the District's office, at 560 Magnolia Avenue, Beaumont, California ("District Office"). If such writings are distributed to members of the Committee less than 72 hours prior to the meeting, they will be available from the District Office at the same time as they are distributed to Committee Members, except that if such writings are distributed one hour prior to, or during the meeting, they will be made available on the District website: www.bcvwd.org.

REVISIONS TO THE AGENDA - In accordance with §54954.2(a) of the Government Code (Brown Act), revisions to this Agenda may be made up to 72 hours before the Finance and Audit Committee Meeting, if necessary, after mailings are completed. Interested persons wishing to receive a copy of the set Agenda may pick one up at the District Office, located at 560 Magnolia Avenue, Beaumont, California, up to 72 hours prior to the Finance and Audit Committee Meeting.

REQUIREMENTS RE: DISABLED ACCESS - In accordance with Government Code §54954.2(a), requests for a disability related modification or accommodation, including auxiliary aids or services, in order to attend or participate in a meeting, should be made to the District Office, at least 48 hours in advance of the meeting to ensure availability of the requested service or accommodation. The District Office may be contacted by telephone at (951) 845-9581, email

at info@bcvwd.org or in writing at the Beaumont-Cherry Valley Water District, 560 Magnolia Avenue, Beaumont, California 92223.

CERTIFICATION OF POSTING

A copy of the foregoing notice was posted near the regular meeting place of the Finance and Audit Committee of the Beaumont-Cherry Valley Water District and to its website at least 72 hours in advance of the meeting (Government Code §54954.2(a)).

BEAUMONT-CHERRY VALLEY WATER DISTRICT
560 Magnolia Avenue, Beaumont, CA 92223

MINUTES OF THE FINANCE AND AUDIT COMMITTEE MEETING
Thursday, July 7, 2022 at 3:00 p.m.

CALL TO ORDER

Chair Hoffman called the meeting to order at 3:07 p.m.

Announcement of Teleconference Participation

Both directors were present in the conference room.

Attendance

Directors present:	Director Hoffman and Director Williams
Directors absent:	None
Staff present:	General Manager Dan Jaggers Director of Engineering Mark Swanson Director of Operations James Bean Director of Information Technology Robert Rasha Finance Manager William Clayton Human Resources Administrator Sabrina Foley Senior Management Analyst Sylvia Molina Management Analyst II Lorena Lopez Administrative Assistant Cenica Smith Transmission and Distribution Supervisor Julian Herrera
Members of the public who registered:	None

PUBLIC INPUT: None.

ACTION ITEMS

1. Adjustments to the Agenda: None.

2. Review and Acceptance of the Minutes of the Finance and Audit Committee meeting

   The Committee accepted the minutes of the Finance and Audit Committee Regular Meeting of June 2, 2022, by consensus.

3. Receive and file the Check Register for the Month of May 2022

   The Committee received and filed the May 2022 Check Register as presented.

4. Financial Reports/Recommendations

   a. Review of the May 2022 Budget Variance Reports
   b. Review of the May 31, 2022 Cash and Investment Balance Report
   c. Review of Check Register for the Month of June 2022
   d. Review of June 2022 Invoices Pending Approval

Chair Hoffman pointed out that grant revenue of $640,000 was budgeted, but there is a negative amount of $2,438.98 appears on the report, leaving an ending balance and a variance. Mr. Clayton noted that the majority of the grant revenue is expected from the AMR/AMI project Bureau of Reclamation grant. Revenue is obtained when the District submits the documentation. Ms. Molina indicated that the latest AMR/AMI report was submitted this week. The line item also includes the arrearages from earlier in the year, Ms. Molina explained and reminded the Committee about the refunds that were made plus the certain amount to cover District expenses.

Chair Hoffman asked if there were grant funds being received for the Grand Avenue pipeline projects; Ms. Molina said there are none at this time. Clayton explained it is just offsetting what Riverside County Flood Control is sharing. General Manager Jaggers indicated that Flood Control is manager of the grant, and BCVWD is a partner in the grant which reduces the total amount paid. If the grant is not funded, the District still pays its 50 percent share. The grant effect is a lower project cost.

Director Hoffman asked about other potential grants and Jaggers listed the Supervisory Control and Data Acquisition (SCADA) system upgrade and the State Water Project filter system. There may be other WaterSMART opportunities, potentially for turf replacement, which would likely be handled at a regional level. Hoffman pointed out the interest in turf replacement by local homeowner's associations.

In response to Chair Hoffman, Jaggers confirmed the assistance of Townsend and Associates with grant writing and applications.

Chair Hoffman noted that it appears expenses are on track at the 5-month period. He posited that sales may not increase as usual in the summer due to conservation, and revenue could fall.

President Williams asked about a decrease in the LAIF balance, and Mr. Jaggers reminded that $12 million was moved from LAIF to Wells Fargo, ready to wire to Chandler. Mr. Clayton explained the differences between LAIF and Chandler. A quarterly report could be made next month, he added. President Williams requested a presentation to the full Board.

Mr. Jaggers reviewed the investment reports from Chandler Asset Management.

President Williams asked about payments to Taylor Morrison. Management Analyst II Lorena Lopez explained that customer account credit balances are being closed out.

Chair Hoffman pointed out more payments to the City of Beaumont for encroachment permits. President Williams asked if any progress had been made, and Mr. Jaggers noted he had requested a meeting with the Interim City Manager.

Director of Operations James Bean drew attention to the payment for the Ford Ranger that was approved and ordered last August. He also clarified the work of Gaucho Gopher exterminators.

In response to the Committee, staff explained expenses for Legend Pump and Well, Rogers, Anderson, Malody and Scott, Inland Water Works, and Vulcan Materials.

President Williams asked about unclaimed refunds. Ms. Lopez explained the procedure for posting the information. After three years, it becomes property of the District.

After review and discussion, the Committee recommended presenting the Financial Reports to the Board for approval.

5. Expense and Per Diem Compensation Claims Submitted for Approval

President Williams asked if all items had been approved by the Board.

Williams recommended the Bay-Delta Tour.

After review and discussion, the Committee recommended presenting the Expense and Per Diem Compensation Claims to the Board for approval.

6. UB Statistics and Cash Flows

Ms. Molina introduced the revised report format and pointed to the cumulative loss of revenue of $414,700 since the beginning of the COVID-19 pandemic. If the District could have disconnected customers, it likely would not have been so high, she explained. In March 2022, the Board approved resuming of inactivations resulting in 201 disconnections and collected to date is a total of $18,750 in fees. Jaggers pointed out that the fees cover the labor of processing and performing the shutoff.

Ms. Molina reported 260 payment plans established since the beginning of the pandemic. She noted success in completion of payment plans and keeping them on track. She reviewed the accounts receivable aging reports.

Mr. Clayton reviewed the Statement of Cash Flows through June 28.

7. 2022 Mid-Year Budget Review

Ms. Molina explained that new workshops are being conducted with each department to review the budget to assure that expenses are on track and there are no surprises, and to plan for the rest of the year. She explained the transactions requested by the departments were reviewed by Finance and the Director of Finance and Administration for final approval by the General Manager.

Available funds are being transferred from accounts that have a high percentage of availability to accounts that may have some shortage, Molina continued. She detailed the funds and transfers.

Mr. Jaggers reminded that the Board had directed staff to make a projection in the budget that did not include the maximum impact of Board per diem and number of meetings per month, but to come up with a realistic approach using past numbers to project forward. However, there has been increased interest from Board members in

education and activities, likely due to the drought and need for understanding of water supply. Next year's budget will be presented with an increase over this year, Jaggers advised.

In response to Director Hoffman, Jaggers reported that the District budget for 2022 totals $21 million. Hoffman pointed out that these transfers account for a little over 1 percent, which indicates staff is still fairly accurate on budget projection. He said it is a wise thing to make these adjustments based on changes that take place during the year.

Jaggers noted that an adjustment for the change in wages will be going to the Board in October; Molina assured that those expenses are being monitored. She added that work is beginning on the 2023 budget, and departments are aware of accounts that were overestimated, as well as the underestimated. This is being used as a tool to provide better planning. Jaggers pointed to variables such as increases in fuel prices that were not predicted.

8. Chandler Asset Management Update

   Ms. Molina advised that Chandler has been asked to incorporate information into the quarterly report. Mr. Clayton pointed to the holdings report and stated that the report will show other investment balances in the proper places.

9. Action List for Future Meetings

   - *Procurement of additional water supplies*

ANNOUNCEMENTS

Chair Hoffman read the following announcements:

- Regular Board Meeting: Wednesday, July 13, 2022 at 6 p.m.
- Personnel Committee Meeting: Tuesday, July 19 at 5:30 p.m.
- San Gorgonio Pass Regional Water Alliance: Wednesday, July 27 at 5 p.m.
- Engineering Workshop: Thursday, July 28 at 6 p.m.
- Beaumont Basin Watermaster Committee: Wednesday, Aug. 3 at 11 a.m.
- Finance and Audit Committee Meeting: Thursday, Aug. 4, 2022 at 3 p.m.
- Ad Hoc Communications Committee on July 20 at 6 p.m.

ADJOURNMENT: 4:17 P.M.

DRAFT UNTIL APPROVED

_____

David Hoffman, Chairman
to the Finance and Audit Committee
of the Beaumont-Cherry Valley Water District

DRAFT

Accounts Payable

Checks by Date - Detail by Check Date

Beaumont-Cherry Valley Water District
560 Magnolia Avenue
Beaumont CA 92223
(951) 845-9581
www.bcvwd.org

User: wclayton
Printed: 6/27/2022 2:04 PM

Check No	Vendor No Invoice No	Vendor Name Description	Check Date Reference	Void Checks	Check Amount
ACH	10138	ARCO Business Solutions	06/02/2022		
	HW201 May 2022	ARCO Fuel Charges 05/24-05/30/2022			1,933.25
Total for this ACH Check for Vendor 10138:				0.00	1,933.25
Total for 6/2/2022:				0.00	1,933.25
12637	10283	BCVWD Custodian of Petty Cash	06/06/2022		
	06062022	Cash for Office Due to Safe Malfunction			600.00
Total for Check Number 12637:				0.00	600.00
12638	UB*04830	Carolyn Paye	06/06/2022		
		Refund Check			3.49
		Refund Check			14.34
Total for Check Number 12638:				0.00	17.83
12640	UB*04827	Ivette Aguilar	06/06/2022		
		Refund Check			4.68
Total for Check Number 12640:				0.00	4.68
12641	UB*04826	Gary Carrillo	06/06/2022		
		Refund Check			167.30
Total for Check Number 12641:				0.00	167.30
12642	UB*04829	DR Horton	06/06/2022		
		Refund Check			6.84
Total for Check Number 12642:				0.00	6.84
12643	UB*04832	Gregory Holmes	06/06/2022		
		Refund Check			14.86
		Refund Check			15.69
		Refund Check			8.67
		Refund Check			71.27
Total for Check Number 12643:				0.00	110.49
12644	UB*04819	Randy Howel	06/06/2022		
		Refund Check			0.56
		Refund Check			0.53
		Refund Check			0.31
		Refund Check			1.83
Total for Check Number 12644:				0.00	3.23

	Invoice No	Description	Reference	Checks	Amount
12645	UB*04828	Sonya Hudson	06/06/2022		
		Refund Check			54.85
		Refund Check			33.58
		Refund Check			11.96
		Refund Check			19.59
		Refund Check			25.78
Total for Check Number 12645:				0.00	145.76
12646	UB*04818	Ekaterini Koules	06/06/2022		
		Refund Check			9.31
Total for Check Number 12646:				0.00	9.31
12647	UB*04486	Ronald Lana	06/06/2022		
	01102022	Unclaimed Credit Refund			1.75
Total for Check Number 12647:				0.00	1.75
12648	UB*04835	Lucy Leon	06/06/2022		
		Refund Check			99.13
Total for Check Number 12648:				0.00	99.13
12649	UB*04751	Timothy McLaughlin	06/06/2022		
	06022022	Refund Check			127.18
Total for Check Number 12649:				0.00	127.18
12650	UB*04820	Taylor Morrison	06/06/2022		
		Refund Check			10.37
		Refund Check			89.40
		Refund Check			9.83
		Refund Check			5.74
Total for Check Number 12650:				0.00	115.34
12651	UB*04821	Taylor Morrison	06/06/2022		
		Refund Check			3.31
		Refund Check			92.78
		Refund Check			5.98
		Refund Check			5.67
Total for Check Number 12651:				0.00	107.74
12652	UB*04822	Taylor Morrison	06/06/2022		
		Refund Check			94.77
		Refund Check			3.67
		Refund Check			3.47
		Refund Check			2.03
Total for Check Number 12652:				0.00	103.94
12653	UB*04823	Taylor Morrison	06/06/2022		
		Refund Check			35.68
		Refund Check			0.83
		Refund Check			1.49
		Refund Check			1.42
Total for Check Number 12653:				0.00	39.42

	Invoice No	Description	Reference	Checks	Amount
12654	UB*04825	Taylor Morrison	06/06/2022		
		Refund Check			125.17
		Refund Check			3.11
		Refund Check			5.64
		Refund Check			5.34
Total for Check Number 12654:				0.00	139.26
12655	UB*04831	Tri Pointe Homes	06/06/2022		
		Refund Check			0.43
		Refund Check			6.10
		Refund Check			0.24
		Refund Check			0.42
Total for Check Number 12655:				0.00	7.19
12656	UB*04833	Tri Pointe Homes	06/06/2022		
		Refund Check			0.10
		Refund Check			2.09
		Refund Check			0.18
		Refund Check			0.16
Total for Check Number 12656:				0.00	2.53
12657	UB*04834	Tri Pointe Homes	06/06/2022		
		Refund Check			1.95
		Refund Check			0.21
		Refund Check			0.11
		Refund Check			0.20
Total for Check Number 12657:				0.00	2.47
12658	UB*04824	Choo Lak Yeow	06/06/2022		
		Refund Check			12.16
		Refund Check			1.88
		Refund Check			7.56
		Refund Check			54.32
		Refund Check			12.96
Total for Check Number 12658:				0.00	88.88
12659	10417	Agri Builders/Commercial Concepts	06/06/2022		
	12740	Material for Roof - Well 11 Building			5,750.00
	12740	Labor for Roof - Well 11 Building			7,740.00
Total for Check Number 12659:				0.00	13,490.00
12660	10144	Alsco Inc	06/06/2022		
	LYUM1630990	Cleaning Mats/Shop Towels 12th/Palm May 2022			41.57
	LYUM1630991	Cleaning Mats/Air Fresheners 560 Magnolia May 2022			55.36
	LYUM1634435	Cleaning Mats/Shop Towels 12th/Palm May 2022			41.57
	LYUM1634436	Cleaning Mats/Air Fresheners 560 Magnolia May 2022			55.36
Total for Check Number 12660:				0.00	193.86
12661	10420	Amazon Capital Services, Inc.	06/06/2022		
	171Y-66YD-96C9	Wheel Lock Clamps - Tow Lights/Arrow Board/Water Buffalo			413.10
Total for Check Number 12661:				0.00	413.10

	Invoice No	Description	Reference	Checks	Amount
12662	10695	B-81 Paving Inc	06/06/2022		
	2266	1 Main Line Repair - City of Beaumont			7,693.00
	2266	2 Service Line Repairs - City of Beaumont			19,446.00
	2271	2 Main Line Repairs - City of Beaumont			13,051.50
	2272	1 Main Line Repair - City of Beaumont			9,222.00
	2272	1 Service Line Repair - Gated Community of Solera			4,578.75
	2273	1 Service Line Repair - City of Beaumont			9,660.00
	2273	1 Main Line Repair - City of Beaumont			12,778.50
Total for Check Number 12662:				0.00	76,429.75
12663	10855	Badger Meter, Inc	06/06/2022		
	1505573	M55 2.0" HRE8 Encoder Register Only			2,094.66
Total for Check Number 12663:				0.00	2,094.66
12664	10283	BCVWD Custodian of Petty Cash	06/06/2022		
	A4046032	Copy of Police Report			13.00
Total for Check Number 12664:				0.00	13.00
12665	10557	Beaumont Copy & Graphics	06/06/2022		
	12799	Business Cards - Generic Customer Service			46.28
Total for Check Number 12665:				0.00	46.28
12666	10929	Brent Billingsley	06/06/2022		
	1122	(96) 60lb Buckets of Accu-Tab Chlorine Tablets			16,520.00
Total for Check Number 12666:				0.00	16,520.00
12667	10822	Canon Financial Services, Inc	06/06/2022		
	28565834	Contract Charge - 05/01-05/31/2022 - 851 E 6th St			238.56
	28565834	Meter Usage - 04/01-04/30/2022			76.25
	28565834	Meter Usage - 04/01-04/30/2022			72.59
	28565834	Contract Charge - 05/01-05/31/2022 - 560 Magnolia Ave			329.33
	28565835	Contract Charge - 05/01-05/31/2022 - 12th/Palm			235.78
	28565835	Meter Usage - 04/01-04/30/2022			96.34
Total for Check Number 12667:				0.00	1,048.85
12668	10016	City of Beaumont	06/06/2022		
	EP2022-0102	EP0102 - 5th St and Palm Ave			490.63
	EP2022-0105	EP0105 - 255 Merry Lane			645.56
	EP2022-0109	EP0109 - 775 American Ave.			490.63
	EP2022-0110	EP0110 - 884 Wellwood Ave in Alley			490.63
	EP2022-0117	EP0117 - 918 Edgar Ave in Alley			490.63
Total for Check Number 12668:				0.00	2,608.08
12669	11038	Clark Pest Control	06/06/2022		
	30858855	Quarterly Pest Control - 560 Magnolia Ave			195.00
Total for Check Number 12669:				0.00	195.00
12670	10802	John Covington	06/06/2022		
	05232022	Mileage/Meals/Incidentals Reimb - Bay Delta Tour - J Covington			120.19
Total for Check Number 12670:				0.00	120.19

	Invoice No	Description	Reference	Checks	Amount
12671	10772	CV Strategies	06/06/2022		
	6720	Strategic Communication Services - April 2022			9,578.75
	6724	Non Contract Services - April 2022			670.86
	6753	Strategic Communication Services - April 2022			218.75
Total for Check Number 12671:				0.00	10,468.36
12672	10769	Fritts Ford	06/06/2022		
	F02461	2022 Ford Ranger 4x4 Super Cab			29,188.05
Total for Check Number 12672:				0.00	29,188.05
12673	10600	Gaucho Pest Control Inc.	06/06/2022		
	06022022	NCR I Rodent Control June 2022			1,000.00
Total for Check Number 12673:				0.00	1,000.00
12674	10303	Grainger Inc	06/06/2022		
	9322185589	(1) 1 Inch Solenoid Valve - Well 16 Chlorinator			342.23
	9322185597	(2) 1 Inch Solenoid Valves - District Chlorinators			517.24
Total for Check Number 12674:				0.00	859.47
12675	10398	Infosend, Inc	06/06/2022		
	213332	May 2022 Supply Charges for Utility Billing			619.23
	213332	May 2022 Processing Charges for Utility Billing			833.74
	213333	May 2022 Postage Charges for Utility Billing			4,371.80
Total for Check Number 12675:				0.00	5,824.77
12676	10273	Inland Water Works Supply Co.	06/06/2022		
	S1054187.004	1 x 5 U Branch			805.90
	S1054529.005	Materials & Supplies - 2017 Pipeline Replacement Project			52,131.74
	S1054529.007	Materials & Supplies - 2017 Pipeline Replacement Project			6,081.91
	S1055188.005	Meter Gasket Drop In 1-1/2			47.15
	S1055188.006	Meter Box Conc Read Lid #38 & #65 13 1/2 x 7 1/8			397.55
	S1055188.006	Meter Box Conc Read Lid #66 & #38 13 1/2 x 7 1/8			834.81
	S1055863.002	Coupling Brass 1			4,320.82
	S1055863.003	Coupling Brass 1			1,256.06
	S1055863.003	Ball Valve Brass 1 FIP X FIP			180.35
	S1055865.002	3' Curb Stop Wrench 3/4" and 1"			185.19
	S1055865.002	36" Meter Box Lid Wrench			126.71
	S1055865.002	Full Circle 595 - 635 X 07			917.42
	S1056133.001	Gate Valve Brass .75			1,673.87
	S1056133.001	Full Circle 1 X 6 IPS			849.15
	S1056133.001	Adapter FIP X CTS Comp 1			60.54
	S1056133.001	Corp Stop 1 CTS Comp			2,051.38
	S1056138.001	Meter Flange Cast 2			56.49
	S1056138.001	Adapter FIP X CTS Comp 1			756.67
	S1056138.001	Meter Flange Cast 1-1/2			373.78
	S1056138.001	Gate Valve Brass .75			1,673.87
	S1056138.001	Ball Valve Brass 2 FIP X FIP			1,495.98
	S1056138.001	Full Circle 1 X 6 IPS			1,132.22
	S1056138.001	Corp Stop 1 CTS Comp			2,051.38
	S1056138.001	Full Circle 795 - 835 X 07			1,471.01
	S1056138.001	Full Circle 995 - 1035 X 07			429.81
	S1056138.001	Full Circle 860 - 900 X 07			817.23
	S1056138.001	Angle Meter Stop 1 CTS Comp			607.55
Total for Check Number 12676:				0.00	82,786.54

	Invoice No	Description	Reference	Checks	Amount
12677	10809	Inner-City Auto Repair & Tires	06/06/2022		
	2860	4 Tires/Tire Sensor - Unit 33/OD 62,481			1,004.62
	2860	Labor - 4 Tires/Tire Sensor - Unit 33/OD 62,481			217.50
Total for Check Number 12677:				0.00	1,222.12
12678	11066	Thomas Lamont	06/06/2022		
	254906	Boot Reimbursement - T LaMont			184.86
Total for Check Number 12678:				0.00	184.86
12679	10429	Legend Pump & Well Service Inc	06/06/2022		
	57375	Bowl Assembly - Well 29 Emergency			21,112.00
Total for Check Number 12679:				0.00	21,112.00
12680	10894	Liberty Dental Plan	06/06/2022		
	1553119	Liberty Dental - June 2022			291.91
Total for Check Number 12680:				0.00	291.91
12681	10562	Lorena Lopez	06/06/2022		
	03032022	Mileage Reimbursement - CSMFO Conference - L Lopez			54.05
Total for Check Number 12681:				0.00	54.05
12682	10103	Merlin Johnson Construction Inc	06/06/2022		
	061765	MDP Line 16 Pipeline Relocation Project			543,969.76
	061765	MDP Line 16 Pipeline Relocation Project Retention			-27,198.49
Total for Check Number 12682:				0.00	516,771.27
12683	11065	Justin Petruescu	06/06/2022		
	030625	Boot Reimbursement - J Petruescu			200.00
Total for Check Number 12683:				0.00	200.00
12684	10997	Redistricting Insights, LLC	06/06/2022		
	INV07089	Redistricting Services - May 2022			2,800.00
Total for Check Number 12684:				0.00	2,800.00
12685	10491	Rogers, Anderson, Malody & Scott, LLP	06/06/2022		
	70475	Audit Services FY 2021 - April 2022			20,000.00
Total for Check Number 12685:				0.00	20,000.00
12686	10255	Unlimited Services Building Maintenance	06/06/2022		
	0453365-IN	June 2022 Janitorial Services for 815 E 12th St			150.00
	0453366-IN	June 2022 Janitorial Services for 560 Magnolia Ave			845.00
	0453522-IN	June 2022 Janitorial Services for 851 E 6th St			160.00
Total for Check Number 12686:				0.00	1,155.00
12687	10778	Urban Habitat	06/06/2022		
	7209	Landscape Contract Service - May 2022			5,140.50
Total for Check Number 12687:				0.00	5,140.50
12688	10934	USAFact, Inc	06/06/2022		
	2053128	2 Pre-Employment Background Checks			37.78
Total for Check Number 12688:				0.00	37.78

	Invoice No	Description	Reference	Checks	Amount
12689	10421	Vulcan Materials Company	06/06/2022		
	73296629	Service Line Asphalt Temp			1,205.17
	73296629	Main Line Asphalt Temp			1,205.17
Total for Check Number 12689:				0.00	2,410.34
12690	10753	Lona Williams	06/06/2022		
	05232022	Mileage/Meals/Incidentals Reimb - Bay Delta Tour - L Williams			242.08
Total for Check Number 12690:				0.00	242.08
12691	11067	Western Riverside Council of Governments WRCOG Supporting Fc	06/06/2022		
	1306	Annual Gen Assembly & Leadership Event - A Ramirez - 06-23-2022			175.00
Total for Check Number 12691:				0.00	175.00
12692	UB*03188	Maria Gonzalez	06/06/2022		
	06012022	Unclaimed Credit Refund			-1.75
	06012022	Unclaimed Credit Refund			222.79
	06012022	Unclaimed Credit Refund			1.75
Total for Check Number 12692:				0.00	222.79
Total for 6/6/2022:				0.00	817,219.93
ACH	10901	Ameritas Life Insurance Corp.	06/08/2022		
	06012022 Dental	Ameritas Dental June 2022			2,157.52
	06012022 Vision	Ameritas Vision June 2022			468.16
Total for this ACH Check for Vendor 10901:				0.00	2,625.68
ACH	10902	Colonial Life	06/08/2022		
	53743680513913	Col Life Premiums May 2022			4,455.22
Total for this ACH Check for Vendor 10902:				0.00	4,455.22
ACH	10903	The Lincoln National Life Insurance Company	06/08/2022		
	4411846139	Life & ADD EE/ER Insurance June 2022			674.49
Total for this ACH Check for Vendor 10903:				0.00	674.49
ACH	10288	CalPERS Health Fiscal Services Division	06/08/2022		
	138789610	Retired Employees Health Ins June 2022			2,370.00
	138789610	Admin Fee for Health Ins June 2022			153.18
	138789610	Recvd May 2022 Credit - R Renz			-1,352.96
	138789610	Active Employees Health Ins June 2022			62,623.65
	138789610	Admin Fee for Retired Emp Health Ins June 2022			13.67
	138789614	Admin Fee Non CalPers Member Health Ins June 2022			4.68
	138789614	Active Non CalPers Member Health Ins June 2022			1,871.43
Total for this ACH Check for Vendor 10288:				0.00	65,683.65
Total for 6/8/2022:				0.00	73,439.04
ACH	10138	ARCO Business Solutions	06/09/2022		
	HW201 June 2022	ARCO Fuel Charges 05/31-06/06/2022			3,467.68
Total for this ACH Check for Vendor 10138:				0.00	3,467.68

	Invoice No	Description	Reference	Checks	Amount
ACH	10085	CalPERS Retirement System	06/09/2022		
	1002125313	PR Batch 00002.06.2022 CalPERS 8% ER Paid			100.42
	1002125313	PR Batch 00001.06.2022 CalPERS 8% EE Paid			2,131.62
	1002125313	PR Batch 00001.06.2022 CalPERS 1% ER Paid			220.22
	1002125313	PR Batch 00001.06.2022 CalPERS 7% EE Deduction			1,541.61
	1002125313	PR Batch 00001.06.2022 CalPERS 8% ER Paid			892.60
	1002125313	PR Batch 00001.06.2022 CalPERS ER PEPRA			5,610.31
	1002125313	PR Batch 00001.06.2022 CalPERS 7.5% EE PEPRA			5,201.17
	1002125313	PR Batch 00002.06.2022 CalPERS ER Paid Classic			199.20
	1002125313	PR Batch 00001.06.2022 CalPERS ER Paid Classic			9,494.39
Total for this ACH Check for Vendor 10085:				0.00	25,391.54
ACH	10087	EDD	06/09/2022		
	925-0249-1	PR Batch 00001.06.2022 State Income Tax			5,744.30
	925-0249-1	PR Batch 00002.06.2022 CA SDI			13.81
	925-0249-1	PR Batch 00002.06.2022 State Income Tax			72.76
	925-0249-1	PR Batch 00001.06.2022 CA SDI			1,556.42
Total for this ACH Check for Vendor 10087:				0.00	7,387.29
ACH	10094	U.S. Treasury	06/09/2022		
	270256045993405	PR Batch 00002.06.2022 Medicare Employer Portion			18.26
	270256045993405	PR Batch 00001.06.2022 FICA Employee Portion			8,850.24
	270256045993405	PR Batch 00001.06.2022 Federal Income Tax			14,694.35
	270256045993405	PR Batch 00001.06.2022 Medicare Employee Portion			2,069.86
	270256045993405	PR Batch 00001.06.2022 Medicare Employer Portion			2,069.86
	270256045993405	PR Batch 00002.06.2022 FICA Employee Portion			78.08
	270256045993405	PR Batch 00002.06.2022 Federal Income Tax			123.14
	270256045993405	PR Batch 00002.06.2022 FICA Employer Portion			78.08
	270256045993405	PR Batch 00002.06.2022 Medicare Employee Portion			18.26
	270256045993405	PR Batch 00001.06.2022 FICA Employer Portion			8,850.24
Total for this ACH Check for Vendor 10094:				0.00	36,850.37
ACH	10141	Ca State Disbursement Unit	06/09/2022		
	40052709	PR Batch 00001.06.2022 Garnishment			288.46
Total for this ACH Check for Vendor 10141:				0.00	288.46
ACH	10203	Voya Financial	06/09/2022		
	VB1450PP12 2022	PR Batch 00001.06.2022 Deferred Comp			350.00
Total for this ACH Check for Vendor 10203:				0.00	350.00
ACH	10264	CalPERs Supplemental Income Plans	06/09/2022		
	100000016822548	PR Batch 00001.06.2022 457 Catch-Up			417.49
	100000016822548	PR Batch 00001.06.2022 457 Loan Repayment			9.77
	100000016822548	PR Batch 00001.06.2022 CalPERS 457			2,028.29
	100000016822548	PR Batch 00001.06.2022 100% Contribution			240.11
	100000016822548	PR Batch 00001.06.2022 457 Loan Repayment			170.83
	100000016822548	PR Batch 00001.06.2022 ROTH % Deduction			79.72
	100000016822548	PR Batch 00001.06.2022 ROTH-Post-Tax			75.00
	100000016822548	PR Batch 00001.06.2022 CalPERS 457 %			211.27
Total for this ACH Check for Vendor 10264:				0.00	3,232.48
ACH	10895	Basic Pacific	06/09/2022		
	29899109	PR Batch 00001.06.2022 Flexible Spending Account (PT)			189.89
Total for this ACH Check for Vendor 10895:				0.00	189.89

	Invoice No	Description	Reference	Checks	Amount
ACH	10984	MidAmerica Administrative & Retirement Solutions	06/09/2022		
	1654704829888	PR Batch 00001.06.2022 401(a) Deferred Comp			1,043.60
Total for this ACH Check for Vendor 10984:				0.00	1,043.60
12693	10387	Franchise Tax Board	06/09/2022		
	PP12 2022	PR Batch 00001.06.2022 Garnishment FTB			109.03
Total for Check Number 12693:				0.00	109.03
12694	11068	Aaron Walker	06/09/2022		
	05172022	PR Batch 00001.06.2022 Stipend			75.00
Total for Check Number 12694:				0.00	75.00
Total for 6/9/2022:				0.00	78,385.34
ACH	10030	Southern California Edison	06/13/2022		
	700154530138May	Electricity 04/20-05/23/2022 - 815 E 12th Ave			477.04
	700154530138May	Electricity 04/25-05/23/2022 - 560 Magnolia Ave			1,899.15
	700154530138May	Electricity 04/14-05/15/2022 - 851 E 6th St			211.14
	700154530138May	Electricity 04/20-05/23/2022 - Wells			135,189.91
	700154530138May	Electricity 04/25-05/22/2022 - Well 25			59,398.64
	700154530138May	Electricity 04/25-05/23/2022 - 9781 Avenida Miravilla			124.91
	700359906319May	Electricity 04/25 - 05/23/2022 - 13697 Oak Glen Rd			158.77
	700359906319May	Electricity 04/25 - 05/23/2022 - 12303 Oak Glen Rd			291.00
	700359906319May	Electricity 04/25 - 05/23/2022 - 13695 Oak Glen Rd			163.18
Total for this ACH Check for Vendor 10030:				0.00	197,913.74
ACH	10031	Staples Business Advantage	06/13/2022		
	3507884907	Office Supplies			32.31
	3507884908	Office Supplies			13.24
	3507884910	Office Supplies			47.05
	3508386423	Office Supplies			50.18
	3508386424	Office Supplies			35.55
Total for this ACH Check for Vendor 10031:				0.00	178.33
ACH	10042	Southern California Gas Company	06/13/2022		
	07132135000May	Monthly Gas Charges 04/28-05/27/2022			14.30
Total for this ACH Check for Vendor 10042:				0.00	14.30
ACH	10052	Home Depot Credit Services	06/13/2022		
	05312022	Roofing Paper - Well 16 Building Roof			336.18
	05312022	Clear Poly Sheeting - Service Repair			40.92
	05312022	Lumber - Sideboards on Dump Truck			57.77
	05312022	Contractor Bags - 12th/Palm			63.51
	05312022	Weed Eater/Trimmer Line/Gas Can - Landscape Maintenance			778.84
	05312022	5 lb Nails - Districtwide			17.22
	05312022	Batteries - 12th/Palm			68.54
	05312022	Materials - Well 16 Building Roof			90.64
	05312022	5 Water Jugs - Heat Stress Safety			134.58
	05312022	Trowel - Unit 5			6.73
	05312022	Lumber - Well 16 Building Roof			250.95
	05312022	Mortar/Grey Base - Rock Wall Repairs - 560 Magnolia Ave			54.18
	05312022	Lumber - Well 16 Building Roof			37.68
	05312022	Hole Saw - Districtwide			38.73
Total for this ACH Check for Vendor 10052:				0.00	1,976.47

	Invoice No	Description	Reference	Checks	Amount
ACH	10147	Online Information Services, Inc	06/13/2022		
	1128654	157 Credit Reports for May 2022			453.90
Total for this ACH Check for Vendor 10147:				0.00	453.90
ACH	10350	NAPA Auto Parts	06/13/2022		
	179301	EGR Pressure Sensor - Unit 5			183.16
	179412	Supplies - Fleet			30.69
	179672	Fuel Cap - Unit 4			28.54
	180139	Oil - Air Compressors			18.30
	180291	Oil - Pumps			9.15
Total for this ACH Check for Vendor 10350:				0.00	269.84
ACH	10743	Townsend Public Affairs, Inc	06/13/2022		
	18530	Consulting Services - May 2022			5,000.00
Total for this ACH Check for Vendor 10743:				0.00	5,000.00
ACH	11072	CalPERS CERBT	06/13/2022		
	1002127945	CERBT Trust OPEB Contribution			104,000.00
Total for this ACH Check for Vendor 11072:				0.00	104,000.00
Total for 6/13/2022:				0.00	309,806.58
12695	UB*04898	703 Allegheny Inc	06/15/2022		
		Refund Check			11.86
Total for Check Number 12695:				0.00	11.86
12696	UB*04900	Kara Adams	06/15/2022		
		Refund Check			3.50
		Refund Check			1.75
		Refund Check			62.81
Total for Check Number 12696:				0.00	68.06
12697	UB*04849	AGI Contracting	06/15/2022		
		Refund Check			1,917.33
Total for Check Number 12697:				0.00	1,917.33
12698	UB*04866	Jonathan Alanis	06/15/2022		
		Refund Check			5.25
		Refund Check			1.75
Total for Check Number 12698:				0.00	7.00
12699	UB*04886	Georgina Arredondo	06/15/2022		
		Refund Check			7.00
		Refund Check			3.11
		Refund Check			5.22
		Refund Check			2.38
Total for Check Number 12699:				0.00	17.71
12700	UB*04851	Susan Balt	06/15/2022		
		Refund Check			3,549.46
Total for Check Number 12700:				0.00	3,549.46

	Invoice No	Description	Reference	Checks	Amount
12701	UB*04843	Donetta Beckum	06/15/2022		
		Refund Check			70.00
Total for Check Number 12701:				0.00	70.00
12702	UB*04850	Bedon Construction Inc.	06/15/2022		
		Refund Check			451.85
Total for Check Number 12702:				0.00	451.85
12703	UB*04842	Elizabeth Beltran	06/15/2022		
		Refund Check			27.67
		Refund Check			0.42
		Refund Check			0.25
		Refund Check			0.44
Total for Check Number 12703:				0.00	28.78
12704	UB*04887	Latasha Black	06/15/2022		
		Refund Check			155.88
Total for Check Number 12704:				0.00	155.88
12705	UB*04879	Michael Burdette	06/15/2022		
		Refund Check			7.52
Total for Check Number 12705:				0.00	7.52
12706	UB*04845	Felicia Cavazos	06/15/2022		
		Refund Check			0.86
		Refund Check			241.58
Total for Check Number 12706:				0.00	242.44
12707	UB*04855	Melissa Ceniceros	06/15/2022		
		Refund Check			2.24
		Refund Check			5.04
		Refund Check			4.97
		Refund Check			9.67
Total for Check Number 12707:				0.00	21.92
12708	UB*04894	Crystal Cervantez	06/15/2022		
		Refund Check			22.26
Total for Check Number 12708:				0.00	22.26
12709	UB*04864	Song Chen	06/15/2022		
		Refund Check			25.41
		Refund Check			11.72
		Refund Check			6.91
		Refund Check			24.18
		Refund Check			20.04
Total for Check Number 12709:				0.00	88.26
12710	UB*04852	Chungsang Chu	06/15/2022		
		Refund Check			6.57
		Refund Check			1.14
		Refund Check			1.93
		Refund Check			1.96
Total for Check Number 12710:				0.00	11.60

	Invoice No	Description	Reference	Checks	Amount
12711	UB*04897	Nancy Cordova	06/15/2022		
		Refund Check			96.81
Total for Check Number 12711:				0.00	96.81
12712	UB*04858	Edward & Laurie Corrales	06/15/2022		
		Refund Check			105.05
Total for Check Number 12712:				0.00	105.05
12713	UB*04907	Guy Cowan	06/15/2022		
		Refund Check			9.18
		Refund Check			4.86
		Refund Check			3.60
		Refund Check			7.84
		Refund Check			10.94
Total for Check Number 12713:				0.00	36.42
12714	UB*04896	Ricky Crain	06/15/2022		
		Refund Check			66.75
		Refund Check			2.03
		Refund Check			3.48
		Refund Check			3.67
Total for Check Number 12714:				0.00	75.93
12715	UB*04857	Amanda Emerson	06/15/2022		
		Refund Check			48.24
Total for Check Number 12715:				0.00	48.24
12716	UB*04904	Amanda Emerson	06/15/2022		
		Refund Check			48.24
Total for Check Number 12716:				0.00	48.24
12717	UB*04888	Donna Evans	06/15/2022		
		Refund Check			32.15
		Refund Check			11.06
		Refund Check			5.39
		Refund Check			11.21
Total for Check Number 12717:				0.00	59.81
12718	UB*04836	Joseph Falcon	06/15/2022		
		Refund Check			132.74
		Refund Check			1.75
		Refund Check			1.75
Total for Check Number 12718:				0.00	136.24
12719	UB*04863	Francisco Ferrer	06/15/2022		
		Refund Check			5.50
		Refund Check			1.82
		Refund Check			1.86
		Refund Check			0.82
Total for Check Number 12719:				0.00	10.00
12720	UB*04859	Angel Figueroa	06/15/2022		
		Refund Check			15.07
Total for Check Number 12720:				0.00	15.07

	Invoice No	Description	Reference	Checks	Amount
12721	UB*04865	Susan Gomez	06/15/2022		
		Refund Check			29.93
Total for Check Number 12721:				0.00	29.93
12722	UB*04868	Luis Gracia	06/15/2022		
		Refund Check			1.37
		Refund Check			1.23
		Refund Check			2.77
		Refund Check			1.28
		Refund Check			0.99
		Refund Check			2.86
Total for Check Number 12722:				0.00	10.50
12723	UB*04905	Norma Guillema	06/15/2022		
		Refund Check			1.04
		Refund Check			3.18
		Refund Check			0.75
		Refund Check			4.71
		Refund Check			1.42
		Refund Check			3.18
Total for Check Number 12723:				0.00	14.28
12724	UB*04884	Paul Hazelman	06/15/2022		
		Refund Check			3.55
		Refund Check			3.60
		Refund Check			1.60
		Refund Check			6.67
Total for Check Number 12724:				0.00	15.42
12725	UB*04876	Fern Hershberger	06/15/2022		
		Refund Check			27.41
Total for Check Number 12725:				0.00	27.41
12726	UB*04860	Dale Hilburger	06/15/2022		
		Refund Check			3.95
		Refund Check			3.05
		Refund Check			4.45
		Refund Check			8.40
		Refund Check			5.44
		Refund Check			10.01
Total for Check Number 12726:				0.00	35.30
12727	UB*04902	Matthew Horwitz	06/15/2022		
		Refund Check			1.75
		Refund Check			85.64
Total for Check Number 12727:				0.00	87.39
12728	UB*04838	Mark Hughes	06/15/2022		
		Refund Check			70.63
Total for Check Number 12728:				0.00	70.63

	Invoice No	Description	Reference	Checks	Amount
12729	UB*04862	Ledia Hunter	06/15/2022		
		Refund Check			11.68
Total for Check Number 12729:				0.00	11.68
12730	UB*04878	James Johnson	06/15/2022		
		Refund Check			69.12
Total for Check Number 12730:				0.00	69.12
12731	UB*04903	Rebecca Just	06/15/2022		
		Refund Check			124.97
Total for Check Number 12731:				0.00	124.97
12732	UB*04890	John Kohing	06/15/2022		
		Refund Check			20.93
		Refund Check			18.22
		Refund Check			35.80
		Refund Check			45.54
		Refund Check			15.91
Total for Check Number 12732:				0.00	136.40
12733	UB*04841	Alicia Ledesma	06/15/2022		
		Refund Check			10.00
Total for Check Number 12733:				0.00	10.00
12734	UB*04899	Anthony Liberatore	06/15/2022		
		Refund Check			16.50
Total for Check Number 12734:				0.00	16.50
12735	UB*04856	Nancy Lopez	06/15/2022		
		Refund Check			26.72
		Refund Check			20.40
		Refund Check			9.19
		Refund Check			20.69
Total for Check Number 12735:				0.00	77.00
12736	UB*04891	Ya Lu	06/15/2022		
		Refund Check			258.61
Total for Check Number 12736:				0.00	258.61
12737	UB*04882	Scott McCraw	06/15/2022		
		Refund Check			35.00
		Refund Check			1.75
Total for Check Number 12737:				0.00	36.75
12738	UB*04873	Danielle Medley	06/15/2022		
		Refund Check			67.40
Total for Check Number 12738:				0.00	67.40

	Invoice No	Description	Reference	Checks	Amount
12739	UB*04848	Adriana Mendoza	06/15/2022		
		Refund Check			23.63
		Refund Check			13.78
		Refund Check			27.38
		Refund Check			14.92
		Refund Check			12.88
Total for Check Number 12739:				0.00	92.59
12740	UB*04892	Richard Miffleton	06/15/2022		
		Refund Check			2.78
		Refund Check			1.25
		Refund Check			2.82
		Refund Check			14.41
Total for Check Number 12740:				0.00	21.26
12741	UB*04839	Clarabelle Mueller	06/15/2022		
		Refund Check			48.22
Total for Check Number 12741:				0.00	48.22
12742	UB*04881	Thomas Mueller	06/15/2022		
		Refund Check			61.04
Total for Check Number 12742:				0.00	61.04
12743	UB*04871	Ashley Muniz	06/15/2022		
		Refund Check			7.78
		Refund Check			14.51
		Refund Check			9.40
		Refund Check			65.93
		Refund Check			21.15
Total for Check Number 12743:				0.00	118.77
12744	UB*04867	Kenneth Myers	06/15/2022		
		Refund Check			3.50
		Refund Check			68.69
Total for Check Number 12744:				0.00	72.19
12745	UB*04883	Alexis Ocegueda	06/15/2022		
		Refund Check			107.04
Total for Check Number 12745:				0.00	107.04
12746	UB*04901	Bryon O'Reilly	06/15/2022		
		Refund Check			0.60
		Refund Check			29.07
		Refund Check			1.23
		Refund Check			1.35
Total for Check Number 12746:				0.00	32.25
12747	UB*04893	Albert Palalay	06/15/2022		
		Refund Check			73.99
Total for Check Number 12747:				0.00	73.99
12748	UB*04910	Jeline Palmer	06/15/2022		
		Refund Check			88.28
Total for Check Number 12748:				0.00	88.28

	Invoice No	Description	Reference	Checks	Amount
12749	UB*04909	Carol Polfus	06/15/2022		
		Refund Check			27.56
		Refund Check			8.34
		Refund Check			18.51
		Refund Check			18.77
Total for Check Number 12749:				0.00	73.18
12750	UB*04872	Rolando Ramirez	06/15/2022		
		Refund Check			34.64
		Refund Check			33.24
		Refund Check			77.95
		Refund Check			24.12
		Refund Check			52.69
		Refund Check			27.36
Total for Check Number 12750:				0.00	250.00
12751	UB*04844	Paramjit Singh Sandhu	06/15/2022		
		Refund Check			18.91
Total for Check Number 12751:				0.00	18.91
12752	UB*04880	Roberto Serrano	06/15/2022		
		Refund Check			50.43
		Refund Check			7.78
		Refund Check			13.33
		Refund Check			14.07
Total for Check Number 12752:				0.00	85.61
12753	UB*04875	Jan Michael Slusser	06/15/2022		
		Refund Check			3.50
		Refund Check			10.49
Total for Check Number 12753:				0.00	13.99
12754	UB*04908	Sandra Smith	06/15/2022		
		Refund Check			0.31
		Refund Check			8.75
		Refund Check			0.90
		Refund Check			6.61
		Refund Check			0.42
Total for Check Number 12754:				0.00	16.99
12755	UB*04885	Carlos Soca	06/15/2022		
		Refund Check			17.53
		Refund Check			7.79
		Refund Check			17.29
		Refund Check			69.82
Total for Check Number 12755:				0.00	112.43
12756	UB*04837	Spssm Invest. Lp C/O Pama S404	06/15/2022		
		Refund Check			69.94
Total for Check Number 12756:				0.00	69.94

	Invoice No	Description	Reference	Checks	Amount
12757	UB*04840	Debbie Stafford	06/15/2022		
		Refund Check			8.15
		Refund Check			8.21
		Refund Check			50.25
		Refund Check			5.96
		Refund Check			2.30
		Refund Check			13.98
Total for Check Number 12757:				0.00	88.85
12758	UB*04895	Henry Strano	06/15/2022		
		Refund Check			17.11
Total for Check Number 12758:				0.00	17.11
12759	UB*04746	Michelle Street	06/15/2022		
		Refund Check			2.68
		Refund Check			85.76
		Refund Check			4.21
		Refund Check			1.16
		Refund Check			1.61
		Refund Check			4.58
Total for Check Number 12759:				0.00	100.00
12760	UB*04906	Yachen Su	06/15/2022		
		Refund Check			34.23
Total for Check Number 12760:				0.00	34.23
12761	UB*04889	Rahsaan J Tilford	06/15/2022		
		Refund Check			48.69
		Refund Check			3.50
Total for Check Number 12761:				0.00	52.19
12762	UB*04847	TNT Blanchard General Engineering Inc	06/15/2022		
		Refund Check			2,390.26
		Refund Check			230.54
		Refund Check			134.48
Total for Check Number 12762:				0.00	2,755.28
12763	UB*04861	Tami Tran	06/15/2022		
		Refund Check			55.53
Total for Check Number 12763:				0.00	55.53
12764	UB*04874	Victor Uribe	06/15/2022		
		Refund Check			64.24
Total for Check Number 12764:				0.00	64.24
12765	UB*04869	Mark Vig	06/15/2022		
		Refund Check			10.68
		Refund Check			4.74
		Refund Check			8.42
		Refund Check			12.24
		Refund Check			2.58
Total for Check Number 12765:				0.00	38.66

	Invoice No	Description	Reference	Checks	Amount
12766	UB*04791	Herman Weissker	06/15/2022		
		Refund Check			15.47
		Refund Check			4.07
		Refund Check			26.53
		Refund Check			49.74
Total for Check Number 12766:				0.00	95.81
12767	UB*04877	Tisa Weisz	06/15/2022		
		Refund Check			212.12
Total for Check Number 12767:				0.00	212.12
12768	UB*04853	Ryan Westbrook	06/15/2022		
		Refund Check			130.85
Total for Check Number 12768:				0.00	130.85
12769	UB*04846	WesternStates Construction	06/15/2022		
		Refund Check			1,672.00
Total for Check Number 12769:				0.00	1,672.00
12770	UB*04870	Michael Williams	06/15/2022		
		Refund Check			68.06
Total for Check Number 12770:				0.00	68.06
12771	UB*04854	Jorge Zavala	06/15/2022		
		Refund Check			15.13
Total for Check Number 12771:				0.00	15.13
12772	10792	A-1 Financial Services	06/15/2022		
	07012022	July 2022 Rent - 851 E. 6th St Eng Office			2,317.96
Total for Check Number 12772:				0.00	2,317.96
12773	10001	Action True Value Hardware	06/15/2022		
	5554	PVC Pipe - Unit 4			4.30
	5554	Conduit - Service Repair			34.44
	5554	Simple Green - 12th/Palm			5.17
	5554	PVC Glue/Primer/Pipe - Unit 4			14.52
	5554	Carb Cleaner - Tractors			15.07
	5554	Red Paint/Pipe Thread - Meter Room			42.27
	5554	Paint Supplies - Districtwide			34.77
	5554	Coupling/Reducer - Well 11 Sample Site Repair			13.00
	5554	Hand Trimmers - Districtwide			30.16
Total for Check Number 12773:				0.00	193.70
12774	10420	Amazon Capital Services, Inc.	06/15/2022		
	1DY4-K9YH-3TNW	Planners - Production Staff			52.47
	1T9N-GRJQ-QDYF	Cricut Cutting Mat - District Signs			37.96
Total for Check Number 12774:				0.00	90.43
12775	10893	Anthem Blue Cross EAP	06/15/2022		
	701080845451	EAP June 2022			75.95
Total for Check Number 12775:				0.00	75.95

	Invoice No	Description	Reference	Checks	Amount
12776	10272	Babcock Laboratories Inc	06/15/2022		
	05312022	4 SOC Water Samples			1,217.17
	05312022	4 Nitrate Samples			70.56
	05312022	Credit for Amended Invoice CC22014 - 03/28/2022			-787.27
	05312022	65 Coliform Water Samples			3,016.76
Total for Check Number 12776:				0.00	3,517.22
12777	10271	Beaumont Ace Home Center	06/15/2022		
	05312022	Maint & Repair Supplies - 9781 Avenida Miravilla			149.64
	05312022	Production Small Tools			54.03
	05312022	Maint & Repair Supplies - Safety Equip			107.62
	05312022	Meters Maint Supplies			63.12
	05312022	Maint & Repair Supplies - General Buildings			95.31
	05312022	Maint & Repair - Pumping Equip Supplies			235.53
	05312022	Bed Liner - Unit 47			20.48
	05312022	Maint & Repair Supplies - 560 Magnolia Ave			36.38
	05312022	Lab Testing Supplies			4.85
	05312022	General Supplies			310.95
	05312022	Distribution Small Tools			387.17
	05312022	Canyon Maint Supplies			63.25
	05312022	Landscape Maint Supplies			12.42
Total for Check Number 12777:				0.00	1,540.75
12778	10774	Jesus Camacho	06/15/2022		
	705651	(25) Truck Washes May 2022			265.00
	705653	(24) Truck Washes May 2022			250.00
	705655	(25) Truck Washes May 2022			265.00
Total for Check Number 12778:				0.00	780.00
12779	10614	Cherry Valley Automotive	06/15/2022		
	38146	Labor - Oil Filter/Oil - Unit 42/OD 30,033			20.00
	38146	Oil Filter/Oil - Unit 42/OD 30,033			52.10
Total for Check Number 12779:				0.00	72.10
12780	10016	City of Beaumont	06/15/2022		
	EP2022-0111	EP0111 - 565 Cedar View Drive			800.50
	EP2022-0119	EP0119 - 1516 Meadowcrest Dr.			490.63
Total for Check Number 12780:				0.00	1,291.13
12781	10098	County of Riverside Dept of Environmental Health	06/15/2022		
	IN0444517	Annual Env Health Level II Permit - Well 21			1,171.00
Total for Check Number 12781:				0.00	1,171.00
12782	10390	Dangelo Company	06/15/2022		
	S1476716.001	Nipple Brass 1 X 06			616.68
	S1476716.001	Nipple Brass 1 X Close			932.40
	S1477271.001	1 x 5 U Branch			2,738.45
Total for Check Number 12782:				0.00	4,287.53
12783	10942	Diamond Environmental Services LP	06/15/2022		
	0003988780	(2) Rental and Service Handicap Restroom - 06/06-07/03/2022			271.10
	0003988781	(1) Rental and Service Portable Restroom - 06/06-07/03/2022			102.06
Total for Check Number 12783:				0.00	373.16

	Invoice No	Description	Reference	Checks	Amount
12784	11022	E.A.N. Trucking, LLC	06/15/2022		
	2791	Class II Base - Leak Repairs			2,250.00
	2791	Class II Base - Leak Repairs			2,250.00
Total for Check Number 12784:				0.00	4,500.00
12785	11073	Eric Chamberlin	06/15/2022		
	00064	Venomous Snake Awareness Training - 05/18/2022			350.00
Total for Check Number 12785:				0.00	350.00
12786	10303	Grainger Inc	06/15/2022		
	1449302736	Electrolyte Supplement - Heat Stress Safety			68.77
	2051118222	1/3 HP Effluent Sump Pump - Well 23			873.20
	2051118222	(4) Tether Floats - District Pumps at Well Sites			199.23
Total for Check Number 12786:				0.00	1,141.20
12787	10273	Inland Water Works Supply Co.	06/15/2022		
	S1055188.007	Meter Box Conc Read Lid #66 & #38 13 1/2 x 7 1/8			34.78
	S1055863.004	Coupling Brass 1			418.68
	S1055863.005	Coupling Brass 1			33.49
	S1055864.003	Nipple Brass 1 X Close			1,322.00
	S1055864.003	Nipple Brass 1 X 06			11,752.72
	S1055873.002	1 MIL. UP509 Brass Swing Check Valve			22,305.73
	S1055874.002	1 MIL. UP509 Brass Swing Check Valve			5,778.69
	S1055874.003	1 MIL. UP509 Brass Swing Check Valve			10,979.50
	S1056133.002	Full Circle 995 - 1035 X 07			1,504.32
	S1056133.002	Full Circle 795 - 835 X 07			2,124.80
	S1056133.002	Angle Meter Stop 1 CTS COMP			7,594.34
	S1056133.002	Full Circle 860 - 900 X 07			1,307.55
	S1056133.003	Full Circle 860 - 900 X 07			817.23
	S1056133.003	Full Circle 995 - 1035 X 07			214.91
	S1056369.001	Curb Stop Lockwing FIP X FIP 1 Style (Lock-On)			6,356.45
	S1056369.002	Curb Stop Lockwing FIP X FIP 1 Style (Lock-On)			20,496.31
Total for Check Number 12787:				0.00	93,041.50
12788	10496	John Borden Heating & Air Conditioning	06/15/2022		
	S-94653	AC Repair - 12th/Palm			636.00
	S-94653	Duplicate Billing - Credit Received			-524.00
	S-94721	AC Repair - 12th/Palm			135.00
	S-94726	AC Repair - 12th/Palm			320.00
Total for Check Number 12788:				0.00	567.00
12789	10429	Legend Pump & Well Service Inc	06/15/2022		
	57395	Well 23 Rehabilitation Contract			6,070.00
Total for Check Number 12789:				0.00	6,070.00
12790	10894	Liberty Dental Plan	06/15/2022		
	0001559339	Liberty Dental - July 2022			291.91
Total for Check Number 12790:				0.00	291.91
12791	10562	Lorena Lopez	06/15/2022		
	06142022	Reimbursement - Cash Box - Customer Service			35.54
Total for Check Number 12791:				0.00	35.54

	Invoice No	Description	Reference	Checks	Amount
12792	10026	McCrometer Inc	06/15/2022		
	580815	(1) Prop Retest - Hydrant Meter Repairs			202.28
	580815	(1) Swivel Kit Replacement - Hydrant Meter Repairs			120.71
	580815	(1) New Tube - Hydrant Meter Repairs			523.09
	580855	Meter 4" Fire HYD SN-05-12020 McCrometer Service			726.45
	580855	Meter 4" Fire HYD SN-05-11593 TUBE M1104			523.09
	580855	Meter 4" Fire HYD SN-05-11593 McCrometer Service			726.45
	580859	Meter 4" Fire HYD SN-17-14682 Canopy Lid Gray			14.14
	580859	Meter 4" Fire HYD SN-18-02637 Prop Retest W/PT			202.28
	580859	Meter 4" Fire HYD SN-17-14682 Prop Retest W/1PT			202.28
Total for Check Number 12792:				0.00	3,240.77
12793	10077	Michael Morales	06/15/2022		
	058164	Boot Reimbursement - M Morales			200.00
Total for Check Number 12793:				0.00	200.00
12794	10223	Richards, Watson & Gershon	06/15/2022		
	236994	Legal Services April 2022 Board Approval 06/08/2022			8,132.50
Total for Check Number 12794:				0.00	8,132.50
12795	10317	Robertson's Ready Mix	06/15/2022		
	114345	Main Lines - Sand Backfill			887.92
	114345	Service Lines - Sand Backfill			887.93
Total for Check Number 12795:				0.00	1,775.85
12796	10689	Safety Compliance Company	06/15/2022		
	210126	Safety Meeting - Fall Restraint Arrest - 05/17/2022			250.00
Total for Check Number 12796:				0.00	250.00
12797	10989	Shannon Anglin	06/15/2022		
	06062022	Mobile Notary Fee			325.00
Total for Check Number 12797:				0.00	325.00
12798	10568	Daniel Slawson	06/15/2022		
	05212022	Airport Parking Reimbursement - D Slawson - Bay/Delta Tour			100.00
Total for Check Number 12798:				0.00	100.00
12799	10602	Dustin Smith	06/15/2022		
	0717026	Boot Reimbursement - D Smith			200.00
Total for Check Number 12799:				0.00	200.00
12800	10788	Mark Swanson	06/15/2022		
	06072022	Reimbursement - ENR Annual Membership Dues			108.00
	72332	Reimbursement - BPELSG Annual License Renewal			180.00
Total for Check Number 12800:				0.00	288.00
12801	10063	The Record Gazette	06/15/2022		
	1231428	RFP - Workforce and Succession Planning			381.15
	1232880	RFP - Reservoir Coating and Design Consultant			318.83
	1234201	RFP - Reservoir Coating and Design Consultant			318.83
Total for Check Number 12801:				0.00	1,018.81

	Invoice No	Description	Reference	Checks	Amount
12802	11074	UMass Global	06/15/2022		
	10962	Leadership Core Certification - K Manini			800.00
	10962	Leadership Core Certification - S Foley			800.00
	10962	Leadership Core Certification - S Delgadillo			800.00
	10962	Leadership Core Certification - R Rasha			800.00
	10962	Leadership Core Certification - S Molina			800.00
Total for Check Number 12802:				0.00	4,000.00
12803	10385	Waterline Technologies, Inc. - PSOC	06/15/2022		
	5584220	Chlorine - Well 25			2,160.00
Total for Check Number 12803:				0.00	2,160.00
12804	10651	Weldors Supply and Steel, Inc	06/15/2022		
	28387	Base - Leak Pump			34.62
Total for Check Number 12804:				0.00	34.62
12805	10753	Lona Williams	06/15/2022		
	05102022	Mileage/Meals Reimb - L Williams - CSDA SDLA 04/03-04/06/2022			279.95
	05102022	Mileage/Meals Reimb - L Williams - Water 101 04/07-04/08/2022			117.58
Total for Check Number 12805:				0.00	397.53
Total for 6/15/2022:				0.00	158,990.93
ACH	10138	ARCO Business Solutions	06/16/2022		
	HW201 Jun 2022	ARCO Fuel Charges 06/07-06/13/2022			3,446.65
Total for this ACH Check for Vendor 10138:				0.00	3,446.65
Total for 6/16/2022:				0.00	3,446.65
ACH	10781	Umpqua Bank	06/17/2022		
	10019	C R & R Incorporated			
		Monthly Charges 3 YD Commercial Bin May 2022			285.83
	10034	US Postal Service			
		400 Postage Stamps			232.00
	10037	Waste Management Of Inland Empire			
		Recycling Dumpster Charges - 815 E 12th May 2022			97.59
		Overage Charges - 815 E 12th May 2022			69.18
		Yard Dumpsters - 815 E 12th May 2022			322.20
		Organics Cart Charges - 815 E 12th May 2022			54.50
		Recycling Dumpster Charges - 560 Magnolia May 2022			97.59
		Monthly Sanitation - 560 Magnolia May 2022			118.50
		Recycling Contamination Charges - 560 Magnolia May 2022			140.00
	10074	American Water Works Association			
		Refund Cancelled Training - J Bean			-235.00
		Membership Dues 07/01/2022 - 06/30/2023			4,523.00
	10083	California Chamber of Commerce			
		Safety Posters/Required CA HR Pamphlets - HR			306.15
	10135	Big Time Design			
		Uniforms - Transmission & Distribution Field Staff			1,366.27
		Uniforms - Customer Service Field Staff			499.96
		Uniforms - Production Field Staff			684.21
		Uniforms - Transmission & Distribution Field Staff			964.36
	10153	Brown and Caldwell			
		Job Posting - Temp WUW I			200.00
	10173	California Society of Municipal Finance Officers			
		Chapter Meeting Registration - L Lopez - 05/10/2022			15.00

Invoice No	Description	Reference	Checks	Amount
10174	GFOA			
	Conference Registration Refund - K Manini			-475.00
	Conference Closing Event Ticket Refund - K Manini			-30.00
10219	Pumping Solutions Inc			
	Diaphragm for Water Pump - Districtwide			422.56
10224	Legal Shield			
	Monthly Prepaid Legal for Employees May 2022			123.55
10274	Beaumont Chamber of Commerce			
	Chamber of Commerce Breakfast - May 2022 - D Slawson			25.00
	Chamber of Commerce Breakfast - May 2022 - D Jaggers			25.00
	Chamber of Commerce Breakfast - May 2022 - D Hoffman			25.00
	Chamber of Commerce Breakfast - May 2022 - L Williams			25.00
10284	Underground Service Alert of Southern California			
	Monthly Maintenance Fee			10.00
	152 New Ticket Charges April 2022			250.80
10338	California Special Districts Association			
	Sample Financial Policies - Finance & Admin			225.00
	CSDA 2022 Annual Conference - D Slawson - 08/22-08/25/2022			650.00
10420	Amazon Capital Services, Inc.			
	Disputed Charge			8.07
	Disputed Charge			9.99
10424	Top-Line Industrial Supply, LLC			
	Clamp/Hose - Unit 8			485.04
	Clamp/Nipple/Hose/Strainer - Unit 8			407.86
10496	John Borden Heating & Air Conditioning			
	Duplicate Billing - Credit Pending			524.00
10546	Frontier Communications			
	05/10-06/09/2022 May FIOS/FAX 12th/Palm			714.53
	04/25-05/24/2022 May FIOS/FAX 851 E 6th St			218.98
	04/25-05/24/2022 May FIOS/FAX 560 Magnolia Ave			349.99
10573	O'Reilly Auto Parts			
	Floor Mats - Unit 35/36/37			74.32
	Seat Covers/Floor Mats - Unit 47			334.48
10588	Marriot Hotels			
	Hotel - Bay Delta Tour - J Covington - 05/17/2022			167.00
	Hotel - Bay Delta Tour - D Slawson - 05/17/2022			167.00
	Hotel - Bay Delta Tour - L Williams - 05/17/2022			167.00
	Hotel - Bay Delta Tour - L Williams - 05/20/2022			167.00
	Hotel - Bay Delta Tour - J Covington - 05/20/2022			167.00
	Hotel - Bay Delta Tour - D Slawson - 05/20/2022			167.00
10591	Lowe's Home Centers, LLC			
	Magnet Caddy - 12th/Palm			54.35
	Roof Edge - Well 16 Building			9.31
10622	USC Foundation Office			
	Backflow Training Materials			37.54
10623	WP Engine			
	Web Host for BCVWD Website May 2022			115.00
10630	FMB Truck Outfitters, Inc			
	Light Kit and Tool Box - Unit 47			3,175.55
	Light Kit - Unit 48			1,743.81
10692	MMSoft Design			
	Network Monitoring Software May 2022			236.01
10761	BLS*Spamtitan			
	Monthly Web Filter License May 2022			71.88
10782	R.S. Hughes, Inc			
	Fall Protection 40' Cable - Noble Tank			813.67
10784	Autodesk, Inc			
	Auto CAD Software 851 E 6th St - May 2022			1,195.00
10787	Backflow Parts USA			
	Backflow Calibration/Parts - District's Backflow Tester			133.26
	Parts - District's Backflow Tester			54.47
10790	Microsoft			
	Monthly Microsoft Office License - May 2022			1,056.00
	Monthly Microsoft Exchange - May 2022			16.40
	Monthly Microsoft Exchange - May 2022			308.00

	Invoice No	Description	Reference	Checks	Amount
	10815	BIA/Baldy View Chapter			
		BIA S California Water Conference - J Covington - 08/12/2022			99.00
		BIA S California Water Conference - D Slawson - 08/12/2022			99.00
	10840	Ready Fresh (Arrowhead)			
		Water - May 2022 - 851 E 6th			118.90
	10849	MyCommerce			
		Annual Helpdesk System License 05/06/2022 - 05/05/2023			399.00
	10892	Zoom Video Communications, Inc.			
		(10) Video Conferences June 2022			205.90
	10918	Apple.com			
		Cloud Storage - iPads			9.99
	10923	CWEA			
		Job Posting - Temp WUW I			290.00
	10926	SSD Alarm			
		Alarm Equip/Rent/Service/Monitor - 560 Magnolia Ave			362.13
		Alarm Equip/Rent/Service/Monitor - 815 12th St			125.00
		Alarm Equip/Rent/Service/Monitor - 11083 Cherry Ave			59.50
		Alarm Equip/Rent/Service/Monitor - 851 E. 6th St			77.69
	10936	The Donut House			
		Snake Awareness Training - Refreshments			38.97
	10959	CalPELRA			
		Membership Dues - 07/01/2022 - 06/30/2023 - S Foley			380.00
		Foundation of Labor Training - S Foley - 06/08-06/09/2022			325.00
	10978	Nextiva, Inc.			
		Monthly Phone Service May 2022			2,602.25
	10999	Backblaze			
		Offsite Backup Storage - May 2022			57.59
		Offsite Backup Storage - June 2022			62.04
	11030	Association for Talent Development			
		Talent Development Training Materials - HR			94.99
	11064	The Business Writing Center			
		Business Writing Course - J Bean			69.00
	11069	Softland			
		Back Up Storage License			95.20
	11070	Armed Forces Communications & Electronics Assoc			
		Annual Membership - 05/26/2022 - 05/25/2023			50.00
	11071	Yucaipa Urgent Care			
		DOT Testing - J McCue			85.00
Total for this ACH Check for Vendor 10781:				0.00	29,873.91
Total for 6/17/2022:				0.00	29,873.91
ACH	10087	EDD	06/22/2022		
	1-135-285-600	PR Batch 00004.06.2022 State Income Tax			111.62
	1-135-285-600	PR Batch 00004.06.2022 CA SDI			25.60
Total for this ACH Check for Vendor 10087:				0.00	137.22
ACH	10094	U.S. Treasury	06/22/2022		
	270257363685573	PR Batch 00004.06.2022 FICA Employee Portion			144.27
	270257363685573	PR Batch 00004.06.2022 Medicare Employee Portion			33.74
	270257363685573	PR Batch 00004.06.2022 Medicare Employer Portion			33.74
	270257363685573	PR Batch 00004.06.2022 Federal Income Tax			306.56
	270257363685573	PR Batch 00004.06.2022 FICA Employer Portion			144.27
Total for this ACH Check for Vendor 10094:				0.00	662.58

	Invoice No	Description	Reference	Checks	Amount
ACH	11072	CalPERS CERBT	06/22/2022		
	1002133566	CERBT Trust OPEB Contribution			104,000.00
Total for this ACH Check for Vendor 11072:				0.00	104,000.00
Total for 6/22/2022:				0.00	104,799.80
ACH	10138	ARCO Business Solutions	06/23/2022		
	HW201 Jun 2022	ARCO Fuel Charges 06/14-06/20/2022			2,808.75
Total for this ACH Check for Vendor 10138:				0.00	2,808.75
ACH	10085	CalPERS Retirement System	06/23/2022		
	100000016827227	PR Batch 00001.06.2022 CalPERS 7.5% EE PEPRA			70.60
	100000016827227	PR Batch 00001.06.2022 CalPERS ER PEPRA			76.15
	1002134428	PR Batch 00003.06.2022 CalPERS 8% EE Paid			1,933.29
	1002134428	PR Batch 00003.06.2022 CalPERS ER PEPRA			5,716.49
	1002134428	PR Batch 00003.06.2022 CalPERS 7.5% EE PEPRA			-132.48
	1002134428	PR Batch 00003.06.2022 CalPERS 7% EE Deduction			1,523.78
	1002134428	PR Batch 00003.06.2022 CalPERS 7.5% EE PEPRA			5,176.78
	1002134428	PR Batch 00003.06.2022 CalPERS 1% ER Paid			217.67
	1002134428	PR Batch 00003.06.2022 CalPERS ER Paid Classic			9,259.71
	1002134428	PR Batch 00003.06.2022 CalPERS 8% ER Paid			993.02
	1002134560	PR Batch 00003.06.2022 CalPERS 7.5% EE PEPRA			457.00
Total for this ACH Check for Vendor 10085:				0.00	25,292.01
ACH	10087	EDD	06/23/2022		
	0-151-393-632	PR Batch 00001.06.2022 State Income Tax			0.58
	0-151-393-632	PR Batch 00003.06.2022 CA SDI			1,526.27
	0-151-393-632	PR Batch 00001.06.2022 CA SDI			10.50
	0-151-393-632	PR Batch 00003.06.2022 State Income Tax			5,722.10
Total for this ACH Check for Vendor 10087:				0.00	7,259.45
ACH	10094	U.S. Treasury	06/23/2022		
	270257441174918	PR Batch 00003.06.2022 Medicare Employer Portion			2,032.79
	270257441174918	PR Batch 00003.06.2022 FICA Employer Portion			8,691.78
	270257441174918	PR Batch 00001.06.2022 Medicare Employee Portion			13.85
	270257441174918	PR Batch 00003.06.2022 Federal Income Tax			14,639.33
	270257441174918	PR Batch 00001.06.2022 Federal Income Tax			21.91
	270257441174918	PR Batch 00003.06.2022 Medicare Employee Portion			2,032.79
	270257441174918	PR Batch 00003.06.2022 FICA Employee Portion			8,691.78
	270257441174918	PR Batch 00001.06.2022 Medicare Employer Portion			13.85
	270257441174918	PR Batch 00001.06.2022 FICA Employee Portion			59.22
	270257441174918	PR Batch 00001.06.2022 FICA Employer Portion			59.22
Total for this ACH Check for Vendor 10094:				0.00	36,256.52
ACH	10141	Ca State Disbursement Unit	06/23/2022		
	40195183	PR Batch 00003.06.2022 Garnishment			288.46
Total for this ACH Check for Vendor 10141:				0.00	288.46
ACH	10203	Voya Financial	06/23/2022		
	VB1450PP13 2022	PR Batch 00003.06.2022 Deferred Comp			350.00
Total for this ACH Check for Vendor 10203:				0.00	350.00

	Invoice No	Description	Reference	Checks	Amount
ACH	10264	CalPERs Supplemental Income Plans	06/23/2022		
	1002134431	PR Batch 00003.06.2022 CalPERS 457 %			89.33
	1002134431	PR Batch 00003.06.2022 CalPERS 457			2,048.29
	1002134431	PR Batch 00003.06.2022 ROTH-Post-Tax			75.00
	1002134431	PR Batch 00003.06.2022 457 Loan Repayment			9.77
	1002134431	PR Batch 00003.06.2022 457 Catch-Up			417.49
	1002134431	PR Batch 00003.06.2022 457 Loan Repayment			170.83
	1002134431	PR Batch 00003.06.2022 ROTH % Deduction			79.72
	1002134487	PR Batch 00001.06.2022 CalPERS 457 %			9.55
Total for this ACH Check for Vendor 10264:				0.00	2,899.98
ACH	10895	Basic Pacific	06/23/2022		
	30067694	PR Batch 00003.06.2022 Flexible Spending Account (PT)			189.89
Total for this ACH Check for Vendor 10895:				0.00	189.89
ACH	10984	MidAmerica Administrative & Retirement Solutions	06/23/2022		
	1655840135280	PR Batch 00003.06.2022 401(a) Deferred Comp			1,043.60
Total for this ACH Check for Vendor 10984:				0.00	1,043.60
2003	10387	Franchise Tax Board	06/23/2022		
	PP13 2022	PR Batch 00003.06.2022 Garnishment			109.03
Total for Check Number 2003:				0.00	109.03
12806	UB*04914	Miguel Aguirre	06/23/2022		
		Refund Check			60.00
Total for Check Number 12806:				0.00	60.00
12807	UB*04916	Kevin Bush	06/23/2022		
		Refund Check			80.00
Total for Check Number 12807:				0.00	80.00
12808	UB*04912	Allison Garcia	06/23/2022		
		Refund Check			64.50
		Refund Check			2.92
		Refund Check			2.88
		Refund Check			1.70
Total for Check Number 12808:				0.00	72.00
12809	UB*04915	Judith Hansen	06/23/2022		
		Refund Check			30.08
Total for Check Number 12809:				0.00	30.08
12810	UB*04911	Victor Hunsaker	06/23/2022		
		Refund Check			13.82
		Refund Check			14.01
		Refund Check			6.23
		Refund Check			50.18
Total for Check Number 12810:				0.00	84.24
12811	UB*04913	Daniel Reilly	06/23/2022		
		Refund Check			131.83
		Refund Check			5.64
		Refund Check			4.67
		Refund Check			7.86
Total for Check Number 12811:				0.00	150.00

	Invoice No	Description	Reference	Checks	Amount
12812	10003	All Purpose Rental	06/23/2022		
	48951	3 Trenching Shovels - Districtwide			83.88
Total for Check Number 12812:				0.00	83.88
12813	10144	Alsco Inc	06/23/2022		
	LYUM1637836	Cleaning Mats/Shop Towels 12th/Palm June 2022			36.57
	LYUM1637837	Cleaning Mats/Air Fresheners 560 Magnolia June 2022			55.36
	LYUM1641175	Cleaning Mats/Shop Towels 12th/Palm June 2022			36.57
	LYUM1641176	Cleaning Mats/Air Fresheners 560 Magnolia June 2022			55.36
Total for Check Number 12813:				0.00	183.86
12814	10420	Amazon Capital Services, Inc.	06/23/2022		
	16FX-QP33-169K	Supplies - AMR/AMI Grant Project			21.36
	16FX-QP33-169K	Supplies - Group Training Activity			6.40
	1MHX-446L-3KRK	Stand Up Desk - Ergonomic Safety			224.00
Total for Check Number 12814:				0.00	251.76
12815	11075	Bonafide Enterprises INC	06/23/2022		
	206698	90 Day Service Inspection - Flat Bed Trailer			125.00
Total for Check Number 12815:				0.00	125.00
12816	10969	California Barricade Rentals Inc	06/23/2022		
	80305	R9-9 Sidewalk Closed Cone Sign			74.14
	80305	Lime Green 7-lb Cones Double Reflective			2,896.79
	80305	Econo Buster Sign Stand w/ Roll Up Sign Mounting Bracket			544.06
	80305	BCVWD Stencil Setup Fee			54.63
	80305	W 1-6 Arrow Cone Sign			68.50
	80305	Fuel Surcharge $.50 Per Mile			71.93
	80305	G20-2 End Road Work 36"X18" Aluminum			76.47
	80305	C20 SC11 Bike Ln. Closed 24"X36" Aluminum			108.77
	80305	W35R Slow Cone Sign			68.50
	80305	W20-1 Road Work Ahead 48" Mesh Roll Up Sign W/ Ribs			222.22
Total for Check Number 12816:				0.00	4,186.01
12817	10822	Canon Financial Services, Inc	06/23/2022		
	28718850	Meter Usage - 05/01-05/31/2022			962.81
	28718850	Contract Charge - 06/01-06/30/2022 - 851 E 6th St			238.56
	28718850	Contract Charge - 06/01-06/30/2022 - 560 Magnolia Ave			329.33
	28718850	Meter Usage - 05/01-05/31/2022			116.72
	28718851	Contract Charge - 06/01-06/30/2022 - 12th/Palm			235.78
	28718851	Meter Usage - 05/01-05/31/2022			157.46
Total for Check Number 12817:				0.00	2,040.66
12818	10614	Cherry Valley Automotive	06/23/2022		
	38269	2 Tires/Valve Stems/Pressure Sensors - Unit 32/OD 62,928			561.07
	38269	Labor - 2 Tires/Valve Stem/Pressure Sensors - Unit 32/OD 62,928			90.00
	38308	Labor - 1 Tire/Valve Stem - Unit 41/OD 25,578			20.00
	38308	1 Tire/Valve Stem - Unit 41/OD 25,578			236.65
Total for Check Number 12818:				0.00	907.72
12819	10016	City of Beaumont	06/23/2022		
	EP2022-0103	EP0103 - 514 Chestnut Ave			490.63
	EP2022-0125	EP0125 - 655 American Ave			490.63
	EP2022-0126	EP0126 - 1273 Massachusetts Ave			490.63
	EP2022-0128	EP0128 - 7th St at Elm Ave			645.56
Total for Check Number 12819:				0.00	2,117.45

	Invoice No	Description	Reference	Checks	Amount
12820	10772	CV Strategies	06/23/2022		
	6777	Contract Strategic Communication Services - May 2022			9,428.75
	6781	Non Contract Strategic Communication Services - May 2022			537.50
Total for Check Number 12820:				0.00	9,966.25
12821	10174	GFOA	06/23/2022		
	2279795	Annual Membership Dues - K Manini - 08/01/2022-07/31/2023			160.00
Total for Check Number 12821:				0.00	160.00
12822	10321	Julian Herrera Jr	06/23/2022		
	06132022	Water Distribution 3 Exam Fee Reimbursement			100.00
Total for Check Number 12822:				0.00	100.00
12823	10273	Inland Water Works Supply Co.	06/23/2022		
	S1054617.001	Materials - 2017 Pipeline Replacement Project			50,967.25
	S1054617.002	Materials - 2017 Pipeline Replacement Project			273.62
	S1055521.001	Materials - MDP Line 16 Pipeline Replacement Proj			6,006.98
	S1055521.002	Materials - MDP Line 16 Pipeline Replacement Proj			52.80
	S1055863.006	Coupling Brass 1			418.68
	S1055871.002	1 MIL. UP509 Brass Swing Check Valve			5,085.24
	S1055871.003	1 MIL. UP509 Brass Swing Check Valve			1,386.88
	S1055873.003	1 MIL. UP509 Brass Swing Check Valve			809.02
	S1055877.001	Curb Stop Lockwing FIP X FIP 1 Style (Lock-On)			3,669.95
	S1056133.004	Adapter FIP X CTS Comp 1			30.26
	S1056138.003	Meter Flange Cast 2			225.95
	S1056326.001	Materials - MDP Line 16 Pipeline Replacement Proj			50,743.25
	S1056472.001	Materials - MDP Line 16 Pipeline Replacement Proj			1,144.49
Total for Check Number 12823:				0.00	120,814.37
12824	10809	Inner-City Auto Repair & Tires	06/23/2022		
	2919	Oil/Oil Filter/Air Filter/Battery - Unit 36/OD 42,714			508.87
	2919	Labor - Oil/Oil Filter/Air Filter/Battery - Unit 36/OD 42,714			120.00
	2945	Labor - Oil/Oil Filter/Brake Rotor & Pad - Unit 35/OD 31,495			170.00
	2945	Oil/Oil Filter/Brake Rotor & Pad - Unit 35/OD 31,495			341.91
Total for Check Number 12824:				0.00	1,140.78
12825	11066	Thomas Lamont	06/23/2022		
	866580	Water Treatment Plant Operator Course Reimbursement			168.53
Total for Check Number 12825:				0.00	168.53
12826	10025	Lee's Auto Body	06/23/2022		
	8754	Labor - Hood Panel/Paint - Unit 49/OD 50			737.00
	8754	Hood Panel/Paint - Unit 49/OD 50			200.03
Total for Check Number 12826:				0.00	937.03
12827	10297	Rain For Rent	06/23/2022		
	1739923	Installation of Temp Pipeline - Flushing Well 23			3,021.46
	1749411	Temp Pipeline Rental - Flushing Well 23			5,089.49
Total for Check Number 12827:				0.00	8,110.95
12828	10095	Riverside County Dept of Waste Resources	06/23/2022		
	202205000339	Disposal of Well Building Roof Materials			95.09
	202205000339	Weeds/Trash Removal NCR I May 2022			10.50
Total for Check Number 12828:				0.00	105.59

	Invoice No	Description	Reference	Checks	Amount
12829	10689	Safety Compliance Company	06/23/2022		
	210892	Safety Meeting - 06/01/2022 - Stress Management			250.00
Total for Check Number 12829:				0.00	250.00
12830	11076	Sophia Brooks Henson	06/23/2022		
	800162	Customer Service Group Training			2,150.00
Total for Check Number 12830:				0.00	2,150.00
12831	10447	State Water Resources Control Board - DWOCP	06/23/2022		
	OP#26683 D2	Certification Renewal - K Dahlstrom Op#26683 D2			80.00
Total for Check Number 12831:				0.00	80.00
12832	10063	The Record Gazette	06/23/2022		
	00190291	Notice Inviting Const Bids - 2017 Pipeline Replacement Proj			1,264.00
	00190292	Notice Inviting Bids - On Call Land Surveying Services			460.00
Total for Check Number 12832:				0.00	1,724.00
Total for 6/23/2022:				0.00	232,577.85
		Report Total (277 checks):		0.00	1,810,473.28

General Ledger

Budget Variance Revenue

User: sylvia
Printed: 7/26/2022 7:05:04 PM
Period 06 - 06
Fiscal Year 2022

Beaumont-Cherry Valley Water District
560 Magnolia Avenue
Beaumont CA 92223
(951) 845-9581
www.bcvwd.org

Account Number	Description	Budget	Period Amt	End Bal	Variance	% Avail/ Uncollect
50	**GENERAL**					
01-50-510-419051	Grant Revenue	$ 640,000.00	$ -	$ 125,840.02	$ 514,159.98	80.34%
	Grant Rev	**$ 640,000.00**	**$ -**	**$ 125,840.02**	**$ 514,159.98**	**80.34%**
01-50-510-490001	Interest Income - Bonita Vista	$ 1,000.00	$ 52.20	$ 199.08	$ 800.92	80.09%
01-50-510-490011	Interest Income - Fairway Cnyn	$ 281,000.00	$ -	$ -	$ 281,000.00	100.00%
01-50-510-490021	Interest Income - General	$ 126,000.00	$ 59,111.00	$ 155,799.42	$ (29,799.42)	-23.65%
01-50-510-490041	Rlzd Gain/Loss on Investment	$ -	$ -	$ 47,395.23	$ (47,395.23)	-100.00%
	Interest Income	**$ 408,000.00**	**$ 59,163.20**	**$ 203,393.73**	**$ 204,606.27**	**50.15%**
01-50-510-481001	Fac Fees-Wells	$ 1,210,000.00	$ 240,064.00	$ 938,570.94	$ 271,429.06	22.43%
01-50-510-481006	Fac Fees-Water Rights (SWP)	$ 766,000.00	$ 151,900.00	$ 517,928.82	$ 248,071.18	32.39%
01-50-510-481012	Fac Fees-Water Treatment Plant	$ 576,000.00	$ 114,204.00	$ 446,499.92	$ 129,500.08	22.48%
01-50-510-481018	Fac Fees-Local Water Resources	$ 304,000.00	$ 60,140.00	$ 205,057.53	$ 98,942.47	32.55%
01-50-510-481024	Fac Fees-Recycled Water	$ 877,000.00	$ 215,263.08	$ 721,103.34	$ 155,896.66	17.78%
01-50-510-481030	Fac Fees-Transmission (16")	$ 980,000.00	$ 194,432.00	$ 760,164.89	$ 219,835.11	22.43%
01-50-510-481036	Fac Fees-Storage	$ 1,255,000.00	$ 248,992.00	$ 973,476.47	$ 281,523.53	22.43%
01-50-510-481042	Fac Fees-Booster	$ 87,000.00	$ 17,236.00	$ 67,387.07	$ 19,612.93	22.54%
01-50-510-481048	Fac Fees-Pressure Reducing Stn	$ 45,000.00	$ 8,804.00	$ 34,420.73	$ 10,579.27	23.51%
01-50-510-481054	Fac Fees-Miscellaneous Project	$ 39,000.00	$ 7,688.00	$ 30,057.55	$ 8,942.45	22.93%
01-50-510-481060	Fac Fees-Financing Costs	$ 191,000.00	$ 39,067.77	$ 149,111.77	$ 41,888.23	21.93%
01-50-510-485001	Front Footage Fees	$ 24,000.00	$ -	$ -	$ 24,000.00	100.00%
	Non-Operating Revenue	**$ 6,354,000.00**	**$ 1,297,790.85**	**$ 4,843,779.03**	**$ 1,510,220.97**	**23.77%**
01-50-510-410100	Sales	$ 6,367,000.00	$ 450,823.22	$ 2,254,627.51	$ 4,112,372.49	64.59%
01-50-510-410151	Agricultural Irrigation Sales	$ 29,000.00	$ 145.18	$ 5,547.76	$ 23,452.24	80.87%
01-50-510-410171	Construction Sales	$ 203,000.00	$ 24,914.25	$ 101,954.22	$ 101,045.78	49.78%
01-50-510-413001	Backflow Administration Charge	$ 51,000.00	$ 5,553.74	$ 25,492.05	$ 25,507.95	50.02%
01-50-510-413011	Fixed Meter Charges	$ 4,243,000.00	$ 409,890.29	$ 2,311,869.72	$ 1,931,130.28	45.51%
01-50-510-413021	Meter Fees	$ 300,000.00	$ 103,557.00	$ 484,564.00	$ (184,564.00)	-61.52%
01-50-510-415001	SGPWA Importation Charges	$ 4,349,000.00	$ 317,660.40	$ 1,623,301.17	$ 2,725,698.83	62.67%
01-50-510-415011	SCE Power Charges	$ 2,467,000.00	$ 185,301.90	$ 946,199.11	$ 1,520,800.89	61.65%
01-50-510-417001	2nd Notice Penalties	$ 61,000.00	$ 5,825.00	$ 20,025.00	$ 40,975.00	67.17%
01-50-510-417011	3rd Notice Charges	$ 14,000.00	$ 1,880.00	$ 7,655.00	$ 6,345.00	45.32%
01-50-510-417021	Account Reinstatement Fees	$ 10,000.00	$ 4,350.00	$ 23,100.00	$ (13,100.00)	-131.00%
01-50-510-417031	Lien Processing Fees	$ 2,000.00	$ 800.00	$ 2,600.00	$ (600.00)	-30.00%
01-50-510-417041	Credit Check Processing Fees	$ 11,000.00	$ 830.25	$ 5,455.25	$ 5,544.75	50.41%
01-50-510-417051	Returned Check Fees	$ 3,000.00	$ 600.00	$ 2,125.00	$ 875.00	29.17%
01-50-510-417061	Customer Damage/Upgrade Charge	$ 22,000.00	$ 1,505.00	$ 17,475.34	$ 4,524.66	20.57%
01-50-510-417071	After-Hours Call Out Charges	$ 1,000.00	$ 300.00	$ 450.00	$ 550.00	55.00%
01-50-510-417091	Credit Card Processing Fees	$ 51,000.00	$ 5,780.80	$ 31,079.24	$ 19,920.76	39.06%
01-50-510-419001	Rebates and Reimbursements	$ -	$ -	$ -	$ -	0.00%
01-50-510-419011	Development Income	$ 226,000.00	$ 25,945.39	$ 127,943.07	$ 98,056.93	43.39%
01-50-510-419012	Development Income - GIS	$ 308,000.00	$ -	$ -	$ 308,000.00	100.00%
01-50-510-419031	Well Maintenance Reimbursement	$ 8,000.00	$ -	$ -	$ 8,000.00	100.00%
01-50-510-419061	Miscellaneous Income	$ 1,000.00	$ -	$ 22,192.00	$ (21,192.00)	-2119.20%
	Operating Revenue	**$ 18,727,000.00**	**$ 1,545,662.42**	**$ 8,013,655.44**	**$ 10,713,344.56**	**57.21%**
01-50-510-471001	Maint Fees - 12303 Oak Glen Rd	$ 9,000.00	$ 830.16	$ 4,350.80	$ 4,649.20	51.66%
01-50-510-471011	Maint Fees - 13695 Oak Glen Rd	$ 6,000.00	$ 521.36	$ 2,806.80	$ 3,193.20	53.22%
01-50-510-471021	Maint Fees - 13697 Oak Glen Rd	$ 7,000.00	$ 585.52	$ 3,127.60	$ 3,872.40	55.32%
01-50-510-471031	Maint Fees - 9781 AveMiravilla	$ 5,000.00	$ 481.26	$ 2,606.30	$ 2,393.70	47.87%
01-50-510-471101	Utilities - 12303 Oak Glen Rd	$ 5,000.00	$ 342.48	$ 1,954.66	$ 3,045.34	60.91%
01-50-510-471111	Utilities - 13695 Oak Glen Rd	$ 4,000.00	$ 232.78	$ 2,072.18	$ 1,927.82	48.20%
01-50-510-471121	Utilities - 13697 Oak Glen Rd	$ 6,000.00	$ 268.80	$ 2,269.73	$ 3,730.27	62.17%
01-50-510-471131	Utilities - 9781 Ave Miravilla	$ 4,000.00	$ 303.31	$ 1,650.43	$ 2,349.57	58.74%
	Rent/Utilities	**$ 46,000.00**	**$ 3,565.67**	**$ 20,838.50**	**$ 25,161.50**	**54.70%**
Revenue Total		**$ 26,175,000.00**	**$ 2,906,182.14**	**$ 13,207,506.72**	**$ 12,967,493.28**	**49.54%**

General Ledger
Budget Variance Expense

User: wclayton
Printed: 7/26/2022 3:11:54 PM
Period 06 - 06
Fiscal Year 2022

Beaumont-Cherry Valley Water District
560 Magnolia Avenue
Beaumont CA 92223
(951) 845-9581
www.bcvwd.org

Account Number	Description	Budget	Period Amt	End Bal	Variance	Encumbered	% Avail/ Uncollect
10	**BOARD OF DIRECTORS**						
01-10-110-500101	Board of Directors Fees	$ 86,800.00	$ 4,420.00	$ 44,720.00	$ 42,080.00	$ -	48.48%
01-10-110-500115	Social Security	$ 5,500.00	$ 274.04	$ 2,772.64	$ 2,727.36	$ -	49.59%
01-10-110-500120	Medicare	$ 2,200.00	$ 64.09	$ 648.44	$ 1,551.56	$ -	70.53%
01-10-110-500125	Health Insurance	$ 67,200.00	$ 3,899.09	$ 23,394.54	$ 43,805.46	$ -	65.19%
01-10-110-500140	Life Insurance	$ 1,200.00	$ 9.21	$ 75.42	$ 1,124.58	$ -	93.72%
01-10-110-500143	EAP Program	$ 1,100.00	$ 7.75	$ 46.50	$ 1,053.50	$ -	95.77%
01-10-110-500145	Workers' Compensation	$ 1,000.00	$ 22.73	$ 229.40	$ 770.60	$ -	77.06%
01-10-110-500175	Training/Education/Mtgs/Travel	$ 21,000.00	$ 1,347.12	$ 12,474.16	$ 8,525.84	$ -	40.60%
	Board of Directors Personnel	**$ 186,000.00**	**$ 10,044.03**	**$ 84,361.10**	**$ 101,638.90**	**$ -**	**54.64%**
01-10-110-550042	Supplies-Other	$ 1,000.00	$ -	$ 238.32	$ 761.68	$ -	76.17%
	Board of Directors Materials & Supplies	**$ 1,000.00**	**$ -**	**$ 238.32**	**$ 761.68**	**$ -**	**76.17%**
01-10-110-550012	Election Expenses	$ 6,000.00	$ -	$ 6.00	$ 5,994.00	$ -	99.90%
01-10-110-550051	Advertising/Legal Notices	$ 4,000.00	$ -	$ 2,745.45	$ 1,254.55	$ -	31.36%
	Board of Directors Services	**$ 10,000.00**	**$ -**	**$ 2,751.45**	**$ 7,248.55**	**$ -**	**72.49%**
Expense Total	**BOARD OF DIRECTORS**	**$ 197,000.00**	**$ 10,044.03**	**$ 87,350.87**	**$ 109,649.13**	**$ -**	**55.66%**
20	**ENGINEERING**						
01-20-210-500105	Labor	$ 567,000.00	$ 30,903.07	$ 201,669.44	$ 365,330.56	$ -	64.43%
01-20-210-500115	Social Security	$ 40,000.00	$ 2,125.41	$ 12,810.94	$ 27,189.06	$ -	67.97%
01-20-210-500120	Medicare	$ 10,000.00	$ 497.10	$ 2,996.19	$ 7,003.81	$ -	70.04%
01-20-210-500125	Health Insurance	$ 101,000.00	$ 5,434.63	$ 32,607.78	$ 68,392.22	$ -	67.72%
01-20-210-500140	Life Insurance	$ 2,000.00	$ 48.97	$ 285.29	$ 1,714.71	$ -	85.74%
01-20-210-500143	EAP Program	$ 1,000.00	$ 7.75	$ 46.50	$ 953.50	$ -	95.35%
01-20-210-500145	Workers' Compensation	$ 5,000.00	$ 216.00	$ 1,292.45	$ 3,707.55	$ -	74.15%
01-20-210-500150	Unemployment Insurance	$ 20,000.00	$ -	$ -	$ 20,000.00	$ -	100.00%
01-20-210-500155	Retirement/CalPERS	$ 90,000.00	$ 4,503.47	$ 27,458.99	$ 62,541.01	$ -	69.49%
01-20-210-500165	Uniforms & Employee Benefits	$ 1,000.00	$ -	$ -	$ 1,000.00	$ -	100.00%
01-20-210-500175	Training/Education/Mtgs/Travel	$ 6,000.00	$ -	$ -	$ 6,000.00	$ -	100.00%
01-20-210-500180	Accrued Sick Leave Expense	$ 29,000.00	$ 184.92	$ 860.83	$ 28,139.17	$ -	97.03%
01-20-210-500185	Accrued Vacation Leave Expense	$ 23,000.00	$ 3,177.60	$ 4,005.62	$ 18,994.38	$ -	82.58%
01-20-210-500187	Accrual Leave Payments	$ 16,000.00	$ -	$ -	$ 16,000.00	$ -	100.00%
01-20-210-500195	CIP Related Labor	$ (225,000.00)	$ (1,615.33)	$ (32,163.32)	$ (192,836.68)	$ -	85.71%
	Engineering Personnel	**$ 686,000.00**	**$ 45,483.59**	**$ 251,870.71**	**$ 434,129.29**	**$ -**	**63.28%**
01-20-210-540048	Permits, Fees & Licensing	$ 3,000.00	$ -	$ -	$ 3,000.00	$ -	100.00%
	Engineering Materials & Supplies	**$ 3,000.00**	**$ -**	**$ -**	**$ 3,000.00**	**$ -**	**100.00%**
01-20-210-540014	Development Reimbursable GIS	$ 75,000.00	$ -	$ 12,800.00	$ 62,200.00	$ -	82.93%
01-20-210-550030	Membership Dues	$ 2,000.00	$ 288.00	$ 588.00	$ 1,412.00	$ -	70.60%
01-20-210-550051	Advertising/Legal Notices	$ 10,000.00	$ 460.00	$ 511.14	$ 9,488.86	$ -	94.89%
01-20-210-580031	Outside Engineering	$ 60,000.00	$ -	$ -	$ 60,000.00	$ -	100.00%
01-20-210-580032	CIP Related Outside Engineering	$ (42,000.00)	$ -	$ -	$ (42,000.00)	$ -	100.00%
	Engineering Services	**$ 105,000.00**	**$ 748.00**	**$ 13,899.14**	**$ 91,100.86**	**$ -**	**86.76%**
Expense Total	**ENGINEERING**	**$ 794,000.00**	**$ 46,231.59**	**$ 265,769.85**	**$ 528,230.15**	**$ -**	**66.53%**
30	**FINANCE & ADMIN SERVICES**						
01-30-310-500105	Labor	$ 1,217,000.00	$ 91,089.53	$ 521,561.29	$ 695,438.71	$ -	57.14%
01-30-310-500110	Overtime	$ 16,800.00	$ 829.87	$ 5,810.05	$ 10,989.95	$ -	65.42%
01-30-310-500111	Double Time	$ 1,200.00	$ 174.18	$ 1,040.99	$ 159.01	$ -	13.25%
01-30-310-500115	Social Security	$ 92,000.00	$ 5,931.77	$ 34,079.79	$ 57,920.21	$ -	62.96%
01-30-310-500120	Medicare	$ 22,000.00	$ 1,387.31	$ 7,970.27	$ 14,029.73	$ -	63.77%
01-30-310-500125	Health Insurance	$ 348,000.00	$ 18,620.45	$ 108,253.55	$ 239,746.45	$ -	68.89%
01-30-310-500130	CalPERS Health Admin Costs	$ 2,000.00	$ 171.53	$ 1,138.49	$ 861.51	$ -	43.08%
01-30-310-500140	Life Insurance	$ 4,000.00	$ 152.26	$ 786.78	$ 3,213.22	$ -	80.33%
01-30-310-500143	EAP Program	$ 2,000.00	$ 21.63	$ 130.13	$ 1,869.87	$ -	93.49%
01-30-310-500145	Workers' Compensation	$ 10,000.00	$ 514.92	$ 2,923.71	$ 7,076.29	$ -	70.76%
01-30-310-500150	Unemployment Insurance	$ 42,000.00	$ -	$ -	$ 42,000.00	$ -	100.00%
01-30-310-500155	Retirement/CalPERS	$ 244,000.00	$ 16,627.59	$ 101,962.91	$ 142,037.09	$ -	58.21%
01-30-310-500161	Estimated Current Year OPEB	$ 213,000.00	$ -	$ -	$ 213,000.00	$ -	100.00%
01-30-310-500165	Uniforms & Employee Benefits	$ 1,000.00	$ -	$ -	$ 1,000.00	$ -	100.00%
01-30-310-500175	Training/Education/Mtgs/Travel	$ 31,000.00	$ 3,086.53	$ 13,051.52	$ 17,948.48	$ 280.00	57.00%
01-30-310-500180	Accrued Sick Leave Expense	$ 63,000.00	$ 2,268.04	$ 11,538.81	$ 51,461.19	$ -	81.68%
01-30-310-500185	Accrued Vacation Leave Expense	$ 89,000.00	$ 1,050.30	$ 8,122.15	$ 80,877.85	$ -	90.87%
01-30-310-500187	Accrual Leave Payments	$ 93,000.00	$ 2,087.20	$ 12,590.55	$ 80,409.45	$ -	86.46%
01-30-310-500195	CIP Related Labor	$ (16,000.00)	$ -	$ -	$ (16,000.00)	$ -	100.00%
01-30-310-560000	GASB 68 Pension Expense	$ 283,000.00	$ -	$ -	$ 283,000.00	$ -	100.00%
01-30-320-500105	Labor	$ 69,400.00	$ 6,377.60	$ 37,109.26	$ 32,290.74	$ -	46.53%
01-30-320-500110	Overtime	$ 3,000.00	$ -	$ 1,039.00	$ 1,961.00	$ -	65.37%
01-30-320-500111	Double Time	$ 1,600.00	$ 115.52	$ 553.58	$ 1,046.42	$ -	65.40%
01-30-320-500115	Social Security	$ 6,000.00	$ 402.74	$ 2,489.35	$ 3,510.65	$ -	58.51%
01-30-320-500120	Medicare	$ 2,000.00	$ 94.19	$ 582.20	$ 1,417.80	$ -	70.89%
01-30-320-500125	Health Insurance	$ 26,000.00	$ 1,439.00	$ 8,203.80	$ 17,796.20	$ -	68.45%
01-30-320-500140	Life Insurance	$ 1,000.00	$ 10.64	$ 51.06	$ 948.94	$ -	94.89%
01-30-320-500143	EAP Program	$ 1,000.00	$ 1.62	$ 9.37	$ 990.63	$ -	99.06%
01-30-320-500145	Workers' Compensation	$ 1,000.00	$ 33.29	$ 202.27	$ 797.73	$ -	79.77%

Account Number	Description	Budget	Period Amt	End Bal	Variance	Encumbered	% Avail/ Uncollect
01-30-320-500150	Unemployment Insurance	$ 3,000.00	$ -	$ -	$ 3,000.00	$ -	100.00%
01-30-320-500155	Retirement/CalPERS	$ 8,000.00	$ 689.31	$ 4,127.06	$ 3,872.94	$ -	48.41%
01-30-320-500165	Uniforms & Employee Benefits	$ 200.00	$ -	$ -	$ 200.00	$ -	100.00%
01-30-320-500175	Training/Education/Mtgs/Travel	$ 13,000.00	$ -	$ 6,649.04	$ 6,350.96	$ -	48.85%
01-30-320-500176	Professional Development	$ 41,000.00	$ 4,000.00	$ 4,741.60	$ 36,258.40	$ -	88.44%
01-30-320-500177	General Safety Trng & Supplies	$ 31,000.00	$ 3,146.99	$ 10,974.63	$ 20,025.37	$ -	64.60%
01-30-320-500180	Accrued Sick Leave Expense	$ 4,000.00	$ -	$ 733.92	$ 3,266.08	$ -	81.65%
01-30-320-500185	Accrued Vacation Leave Expense	$ 4,000.00	$ -	$ 704.40	$ 3,295.60	$ -	82.39%
01-30-320-500187	Accrual Leave Payments	$ 2,000.00	$ -	$ -	$ 2,000.00	$ -	100.00%
01-30-320-550024	Employment Testing	$ 5,000.00	$ 262.58	$ 497.45	$ 4,502.55	$ -	90.05%
	Finance & Admin Services Personnel	**$ 2,980,200.00**	**$ 160,586.59**	**$ 909,628.98**	**$ 2,070,571.02**	**$ 280.00**	**69.47%**
01-30-310-550006	Cashiering Shortages/Overages	$ 100.00	$ (0.03)	$ (0.48)	$ 100.48	$ -	100.48%
01-30-310-550042	Office Supplies	$ 10,000.00	$ 1,218.73	$ 4,451.38	$ 5,548.62	$ -	55.49%
01-30-310-550046	Office Equipment	$ 5,000.00	$ -	$ 650.85	$ 4,349.15	$ -	86.98%
01-30-310-550048	Postage	$ 40,000.00	$ 716.00	$ 1,658.40	$ 38,341.60	$ -	95.85%
01-30-310-550072	Miscellaneous Operating Exp	$ 1,000.00	$ -	$ 48.80	$ 951.20	$ -	95.12%
01-30-310-550078	Bad Debt Expense	$ 25,000.00	$ -	$ -	$ 25,000.00	$ -	100.00%
01-30-310-550084	Depreciation	$ 3,000,000.00	$ 257,066.70	$ 1,545,812.10	$ 1,454,187.90	$ -	48.47%
01-30-320-550028	District Certification	$ 4,000.00	$ -	$ 2,195.00	$ 1,805.00	$ -	45.13%
01-30-320-550042	Office Supplies	$ 3,000.00	$ 349.09	$ 1,145.32	$ 1,854.68	$ -	61.82%
	Finance & Admin Services Materials & Supplies	**$ 3,088,100.00**	**$ 259,350.49**	**$ 1,555,961.37**	**$ 1,532,138.63**	**$ -**	**49.61%**
01-30-310-500190	Temporary Labor	$ 35,000.00	$ -	$ 688.20	$ 34,311.80	$ -	98.03%
01-30-310-550001	Bank/Financial Service Fees	$ 17,000.00	$ (83.71)	$ 463.67	$ 16,536.33	$ -	97.27%
01-30-310-550008	Transaction/Return Fees	$ 3,000.00	$ 83.71	$ 650.83	$ 2,349.17	$ -	78.31%
01-30-310-550010	Transaction/Credit Card Fees	$ 80,000.00	$ 10,160.38	$ 46,631.44	$ 33,368.56	$ -	41.71%
01-30-310-550014	Credit Check Fees	$ 7,000.00	$ 470.10	$ 3,117.60	$ 3,882.40	$ -	55.46%
01-30-310-550030	Membership Dues	$ 40,000.00	$ 4,180.96	$ 30,070.57	$ 9,929.43	$ -	24.82%
01-30-310-550036	Notary and Lien Fees	$ 3,000.00	$ 325.00	$ 645.00	$ 2,355.00	$ -	78.50%
01-30-310-550050	Utility Billing Service	$ 81,000.00	$ 6,187.70	$ 38,853.34	$ 42,146.66	$ -	52.03%
01-30-310-550051	Advertising/Legal Notices	$ 7,000.00	$ -	$ 1,108.65	$ 5,891.35	$ 550.00	76.31%
01-30-310-550054	Property, Auto, General Ins	$ 130,000.00	$ 10,201.10	$ 61,206.60	$ 68,793.40	$ -	52.92%
01-30-310-580001	Accounting and Audit	$ 37,000.00	$ 6,260.00	$ 29,160.00	$ 7,840.00	$ -	21.19%
01-30-310-580011	General Legal	$ 112,000.00	$ 3,712.50	$ 24,435.09	$ 87,564.91	$ -	78.18%
01-30-310-580036	Other Professional Services	$ 310,700.00	$ 2,637.13	$ 25,420.49	$ 285,279.51	$ -	91.82%
01-30-320-550025	Employee Retention	$ 5,000.00	$ 284.15	$ 845.64	$ 4,154.36	$ -	83.09%
01-30-320-550026	Recruitment Expense	$ 13,000.00	$ -	$ 1,720.00	$ 11,280.00	$ -	86.77%
01-30-320-550030	Membership Dues	$ 3,000.00	$ 229.00	$ 1,823.00	$ 1,177.00	$ -	39.23%
01-30-320-550051	Advertising/Legal Notices	$ 4,000.00	$ -	$ 1,093.49	$ 2,906.51	$ -	72.66%
01-30-320-580036	Other Professional Services	$ 63,500.00	$ -	$ 12,935.00	$ 50,565.00	$ -	79.63%
	Finance & Admin Services Services	**$ 951,200.00**	**$ 44,648.02**	**$ 280,868.61**	**$ 670,331.39**	**$ 550.00**	**70.41%**
Expense Total	**FINANCE & ADMIN SERVICES**	**$ 7,019,500.00**	**$ 464,585.10**	**$ 2,746,458.96**	**$ 4,273,041.04**	**$ 830.00**	**60.86%**
35	**INFORMATION TECHNOLOGY**						
01-35-315-500105	Labor	$ 152,000.00	$ 11,796.80	$ 70,780.80	$ 81,219.20	$ -	53.43%
01-35-315-500115	Social Security	$ 12,000.00	$ 732.00	$ 5,077.93	$ 6,922.07	$ -	57.68%
01-35-315-500120	Medicare	$ 3,000.00	$ 171.20	$ 1,187.57	$ 1,812.43	$ -	60.41%
01-35-315-500125	Health Insurance	$ 26,000.00	$ 2,027.66	$ 12,165.96	$ 13,834.04	$ -	53.21%
01-35-315-500140	Life Insurance	$ 1,000.00	$ 19.10	$ 112.94	$ 887.06	$ -	88.71%
01-35-315-500143	EAP Program	$ 1,000.00	$ 1.55	$ 9.30	$ 990.70	$ -	99.07%
01-35-315-500145	Workers' Compensation	$ 2,000.00	$ 60.52	$ 363.14	$ 1,636.86	$ -	81.84%
01-35-315-500150	Unemployment Insurance	$ 6,000.00	$ -	$ -	$ 6,000.00	$ -	100.00%
01-35-315-500155	Retirement/CalPERS	$ 18,000.00	$ 1,432.35	$ 8,594.11	$ 9,405.89	$ -	52.25%
01-35-315-500175	Training/Education/Mtgs/Travel	$ 5,000.00	$ -	$ 4,597.10	$ 402.90	$ -	8.06%
01-35-315-500180	Accrued Sick Leave Expense	$ 9,000.00	$ -	$ -	$ 9,000.00	$ -	100.00%
01-35-315-500185	Accrued Vacation Leave Expense	$ 16,000.00	$ -	$ 1,105.95	$ 14,894.05	$ -	93.09%
01-35-315-500187	Accrual Leave Payments	$ 15,000.00	$ -	$ 9,954.29	$ 5,045.71	$ -	33.64%
01-35-315-500195	CIP Related Labor	$ (33,000.00)	$ -	$ -	$ (33,000.00)	$ -	100.00%
	Information Technology Personnel	**$ 233,000.00**	**$ 16,241.18**	**$ 113,949.09**	**$ 119,050.91**	**$ -**	**51.09%**
01-35-315-550044	Printing/Toner and Maintenance	$ 28,000.00	$ 2,040.66	$ 8,462.86	$ 19,537.14	$ -	69.78%
01-35-315-580016	Computer Hardware	$ 30,000.00	$ 6,576.66	$ 14,079.10	$ 15,920.90	$ -	53.07%
01-35-315-580028	Cybersecurity Soft & Hardware	$ 50,000.00	$ -	$ 45,835.73	$ 4,164.27	$ -	8.33%
	Information Technology Materials & Supplies	**$ 108,000.00**	**$ 8,617.32**	**$ 68,377.69**	**$ 39,622.31**	**$ -**	**36.69%**
01-35-315-501511	Telephone/Internet Service	$ 45,000.00	$ 6,545.87	$ 27,570.35	$ 17,429.65	$ -	38.73%
01-35-315-501521	Building Alarms and Security	$ 10,000.00	$ 624.32	$ 4,370.24	$ 5,629.76	$ -	56.30%
01-35-315-540014	GIS Maintenance and Updates	$ 10,000.00	$ -	$ 2,400.00	$ 7,600.00	$ -	76.00%
01-35-315-550030	Membership Dues	$ 3,000.00	$ 680.00	$ 1,334.88	$ 1,665.12	$ -	55.50%
01-35-315-580021	IT/Software Support	$ 8,000.00	$ -	$ -	$ 8,000.00	$ -	100.00%
01-35-315-580026	License/Maintenance/Support	$ 220,000.00	$ 7,399.78	$ 95,266.46	$ 124,733.54	$ -	56.70%
	Information Technology Services	**$ 296,000.00**	**$ 15,249.97**	**$ 130,941.93**	**$ 165,058.07**	**$ -**	**55.76%**
Expense Total	**INFORMATION TECHNOLOGY**	**$ 637,000.00**	**$ 40,108.47**	**$ 313,268.71**	**$ 323,731.29**	**$ -**	**50.82%**
40	**OPERATIONS**						
410	**Source of Supply Personnel**						
01-40-410-500105	Labor	$ 451,000.00	$ 24,565.65	$ 137,268.24	$ 313,731.76	$ -	69.56%
01-40-410-500110	Overtime	$ 17,000.00	$ 806.24	$ 3,047.17	$ 13,952.83	$ -	82.08%
01-40-410-500111	Double Time	$ 3,000.00	$ -	$ -	$ 3,000.00	$ -	100.00%
01-40-410-500113	Standby/On-Call	$ 13,000.00	$ 1,000.00	$ 5,040.00	$ 7,960.00	$ -	61.23%
01-40-410-500114	Incentive Pay	$ -	$ 200.00	$ 600.00	$ (600.00)	$ -	0.00%
01-40-410-500115	Social Security	$ 34,000.00	$ 1,767.16	$ 10,139.73	$ 23,860.27	$ -	70.18%

Account Number	Description	Budget	Period Amt	End Bal	Variance	Encumbered	% Avail/ Uncollect
01-40-410-500120	Medicare	$ 8,000.00	$ 413.28	$ 2,371.38	$ 5,628.62	$ -	70.36%
01-40-410-500125	Health Insurance	$ 151,000.00	$ 7,744.59	$ 47,854.96	$ 103,145.04	$ -	68.31%
01-40-410-500140	Life Insurance	$ 2,000.00	$ 40.57	$ 224.19	$ 1,775.81	$ -	88.79%
01-40-410-500143	EAP Program	$ 1,000.00	$ 6.14	$ 37.24	$ 962.76	$ -	96.28%
01-40-410-500145	Workers' Compensation	$ 19,000.00	$ 759.29	$ 4,361.03	$ 14,638.97	$ -	77.05%
01-40-410-500150	Unemployment Insurance	$ 26,000.00	$ -	$ -	$ 26,000.00	$ -	100.00%
01-40-410-500155	Retirement/CalPERS	$ 105,000.00	$ 6,574.99	$ 39,123.50	$ 65,876.50	$ -	62.74%
01-40-410-500165	Uniforms & Employee Benefits	$ 4,000.00	$ 402.57	$ 1,471.64	$ 2,528.36	$ -	63.21%
01-40-410-500175	Training/Education/Mtgs/Travel	$ 6,000.00	$ 728.19	$ 1,413.19	$ 4,586.81	$ -	76.45%
01-40-410-500180	Accrued Sick Leave Expense	$ 21,000.00	$ 390.10	$ 8,659.60	$ 12,340.40	$ -	58.76%
01-40-410-500185	Accrued Vacation Leave Expense	$ 31,000.00	$ 1,288.23	$ 8,335.67	$ 22,664.33	$ -	73.11%
01-40-410-500187	Accrual Leave Payments	$ 11,000.00	$ -	$ -	$ 11,000.00	$ -	100.00%
01-40-410-500195	CIP Related Labor	$ (20,000.00)	$ -	$ -	$ (20,000.00)	$ -	100.00%
01-40-410-550024	Employment Testing	$ 1,000.00	$ -	$ -	$ 1,000.00	$ -	100.00%
440	**Transmission & Distribution Personnel**						
01-40-440-500105	Labor	$ 1,061,000.00	$ 66,229.00	$ 386,798.57	$ 674,201.43	$ -	63.54%
01-40-440-500110	Overtime	$ 74,000.00	$ 4,882.05	$ 27,961.88	$ 46,038.12	$ -	62.21%
01-40-440-500111	Double Time	$ 36,000.00	$ 234.20	$ 15,624.10	$ 20,375.90	$ -	56.60%
01-40-440-500113	Standby/On-Call	$ 28,000.00	$ 2,080.00	$ 9,050.00	$ 18,950.00	$ -	67.68%
01-40-440-500115	Social Security	$ 85,000.00	$ 4,783.56	$ 28,955.16	$ 56,044.84	$ -	65.94%
01-40-440-500120	Medicare	$ 20,000.00	$ 1,118.72	$ 6,489.35	$ 13,510.65	$ -	67.55%
01-40-440-500125	Health Insurance	$ 351,000.00	$ 17,397.88	$ 111,228.53	$ 239,771.47	$ -	68.31%
01-40-440-500140	Life Insurance	$ 4,000.00	$ 111.07	$ 619.76	$ 3,380.24	$ -	84.51%
01-40-440-500143	EAP Program	$ 2,000.00	$ 22.38	$ 124.50	$ 1,875.50	$ -	93.78%
01-40-440-500145	Workers' Compensation	$ 36,000.00	$ 1,633.70	$ 9,695.32	$ 26,304.68	$ -	73.07%
01-40-440-500155	Retirement/CalPERS	$ 224,000.00	$ 13,553.83	$ 81,593.31	$ 142,406.69	$ -	63.57%
01-40-440-500165	Uniforms & Employee Benefits	$ 14,000.00	$ 808.90	$ 3,668.82	$ 10,331.18	$ -	73.79%
01-40-440-500175	Training/Education/Mtgs/Travel	$ 5,000.00	$ 180.00	$ 427.54	$ 4,572.46	$ -	91.45%
01-40-440-500177	General Safety Supplies	$ 11,000.00	$ 1,845.22	$ 6,702.93	$ 4,297.07	$ 240.00	36.88%
01-40-440-500180	Accrued Sick Leave Expense	$ 54,000.00	$ 1,569.28	$ 14,350.36	$ 39,649.64	$ -	73.43%
01-40-440-500185	Accrued Vacation Leave Expense	$ 64,000.00	$ 2,206.56	$ 12,795.98	$ 51,204.02	$ -	80.01%
01-40-440-500187	Accrual Leave Payments	$ 63,000.00	$ -	$ 906.19	$ 62,093.81	$ -	98.56%
01-40-440-500195	CIP Related Labor	$ (111,000.00)	$ -	$ -	$ (111,000.00)	$ -	100.00%
01-40-440-550024	Employment Testing	$ 1,000.00	$ -	$ -	$ 1,000.00	$ -	100.00%
450	**Inspections Personnel**						
01-40-450-500105	Labor	$ 54,000.00	$ 4,501.36	$ 23,011.98	$ 30,988.02	$ -	57.39%
01-40-450-500110	Overtime	$ 20,000.00	$ 1,560.66	$ 7,227.31	$ 12,772.69	$ -	63.86%
01-40-450-500111	Double Time	$ 2,000.00	$ -	$ 329.60	$ 1,670.40	$ -	83.52%
01-40-450-500115	Social Security	$ 3,000.00	$ 376.14	$ 1,898.81	$ 1,101.19	$ -	36.71%
01-40-450-500120	Medicare	$ 1,000.00	$ 88.00	$ 444.11	$ 555.89	$ -	55.59%
01-40-450-500125	Health Insurance	$ 13,000.00	$ 1,117.68	$ 7,729.03	$ 5,270.97	$ -	40.55%
01-40-450-500140	Life Insurance	$ 1,000.00	$ 5.31	$ 34.10	$ 965.90	$ -	96.59%
01-40-450-500143	EAP Program	$ 1,000.00	$ 0.90	$ 6.53	$ 993.47	$ -	99.35%
01-40-450-500145	Workers' Compensation	$ 2,000.00	$ 152.96	$ 733.29	$ 1,266.71	$ -	63.34%
01-40-450-500155	Retirement/CalPERS	$ 10,000.00	$ 1,041.56	$ 5,712.62	$ 4,287.38	$ -	42.87%
460	**Customer Svc & Meter Reading Personnel**						
01-40-460-500105	Labor	$ 197,000.00	$ 17,006.46	$ 93,493.83	$ 103,506.17	$ -	52.54%
01-40-460-500110	Overtime	$ 16,000.00	$ 373.29	$ 2,099.12	$ 13,900.88	$ -	86.88%
01-40-460-500111	Double Time	$ 4,000.00	$ 127.36	$ 510.08	$ 3,489.92	$ -	87.25%
01-40-460-500113	Standby/On-Call	$ 5,000.00	$ -	$ -	$ 5,000.00	$ -	100.00%
01-40-460-500115	Social Security	$ 16,000.00	$ 1,237.51	$ 6,538.91	$ 9,461.09	$ -	59.13%
01-40-460-500120	Medicare	$ 4,000.00	$ 289.42	$ 1,529.37	$ 2,470.63	$ -	61.77%
01-40-460-500125	Health Insurance	$ 76,000.00	$ 6,065.37	$ 30,885.43	$ 45,114.57	$ -	59.36%
01-40-460-500140	Life Insurance	$ 1,000.00	$ 24.95	$ 120.85	$ 879.15	$ -	87.92%
01-40-460-500143	EAP Program	$ 1,000.00	$ 4.96	$ 26.25	$ 973.75	$ -	97.38%
01-40-460-500145	Workers' Compensation	$ 8,000.00	$ 530.14	$ 2,788.41	$ 5,211.59	$ -	65.14%
01-40-460-500155	Retirement/CalPERS	$ 55,000.00	$ 4,526.44	$ 25,511.76	$ 29,488.24	$ -	53.61%
01-40-460-500165	Uniforms & Employee Benefits	$ 3,000.00	$ -	$ 553.79	$ 2,446.21	$ -	81.54%
01-40-460-500175	Training/Education/Mtgs/Travel	$ 1,000.00	$ -	$ -	$ 1,000.00	$ -	100.00%
01-40-460-500180	Accrued Sick Leave Expense	$ 9,000.00	$ 774.22	$ 3,891.26	$ 5,108.74	$ -	56.76%
01-40-460-500185	Accrued Vacation Leave Expense	$ 16,000.00	$ 1,665.74	$ 5,383.21	$ 10,616.79	$ -	66.35%
01-40-460-500187	Accrual Leave Payments	$ 11,000.00	$ -	$ -	$ 11,000.00	$ -	100.00%
01-40-460-500195	CIP Related Labor	$ (31,000.00)	$ (6,553.00)	$ (19,907.36)	$ (11,092.64)	$ -	35.78%
01-40-460-550024	Employment Testing	$ 1,000.00	$ -	$ -	$ 1,000.00	$ -	100.00%
470	**Maintenance & General Plant Personnel**						
01-40-470-500105	Labor	$ 90,000.00	$ 4,708.90	$ 29,075.14	$ 60,924.86	$ -	67.69%
01-40-470-500110	Overtime	$ 4,000.00	$ -	$ 280.42	$ 3,719.58	$ -	92.99%
01-40-470-500111	Double Time	$ 2,000.00	$ 182.28	$ 182.28	$ 1,817.72	$ -	90.89%
01-40-470-500115	Social Security	$ 7,000.00	$ 312.74	$ 1,930.81	$ 5,069.19	$ -	72.42%
01-40-470-500120	Medicare	$ 2,000.00	$ 73.14	$ 412.77	$ 1,587.23	$ -	79.36%
01-40-470-500125	Health Insurance	$ 38,000.00	$ 1,528.60	$ 12,580.19	$ 25,419.81	$ -	66.89%
01-40-470-500140	Life Insurance	$ 1,000.00	$ 6.49	$ 48.56	$ 951.44	$ -	95.14%
01-40-470-500143	EAP Program	$ 1,000.00	$ 1.27	$ 10.08	$ 989.92	$ -	98.99%
01-40-470-500145	Workers' Compensation	$ 4,000.00	$ 131.76	$ 843.19	$ 3,156.81	$ -	78.92%
01-40-470-500155	Retirement/CalPERS	$ 16,000.00	$ 482.54	$ 3,083.90	$ 12,916.10	$ -	80.73%
01-40-470-500165	Uniforms & Employee Benefits	$ 1,000.00	$ -	$ -	$ 1,000.00	$ -	100.00%
01-40-470-500175	Training/Education/Mtgs/Travel	$ 2,000.00	$ -	$ 168.53	$ 1,831.47	$ -	91.57%
01-40-470-500180	Accrued Sick Leave Expenses	$ 3,000.00	$ 151.90	$ 945.00	$ 2,055.00	$ -	68.50%
01-40-470-500185	Accrued Vacation Expenses	$ 3,000.00	$ -	$ 650.67	$ 2,349.33	$ -	78.31%
01-40-470-550024	Employment Testing	$ 500.00	$ -	$ -	$ 500.00	$ -	100.00%
	Operations Personnel	**$ 3,580,500.00**	**$ 207,840.40**	**$ 1,237,703.67**	**$ 2,342,796.33**	**$ 240.00**	**65.43%**
410	**Source of Supply Materials & Supplies**						
01-40-410-501101	Electricity - Wells	$ 2,502,000.00	$ 269,779.28	$ 1,079,042.47	$ 1,422,957.53	$ -	56.87%
01-40-410-501201	Gas - Wells	$ 1,000.00	$ 15.78	$ 89.25	$ 910.75	$ -	91.08%
01-40-410-510011	Treatment & Chemicals	$ 150,000.00	$ 19,472.00	$ 72,982.20	$ 77,017.80	$ -	51.35%
01-40-410-510021	Lab Testing	$ 90,000.00	$ 5,111.60	$ 64,696.75	$ 25,303.25	$ -	28.11%
01-40-410-510031	Tools, Parts, & Maintenance	$ 8,000.00	$ 91.58	$ 2,297.01	$ 5,702.99	$ -	71.29%

Account Number	Description	Budget	Period Amt	End Bal	Variance	Encumbered	% Avail/ Uncollect
01-40-410-520021	Maint & Repair-Telemetry	$ 5,000.00	$ -	$ 20.95	$ 4,979.05	$ -	99.58%
01-40-410-520061	Maint & Repair-Pumping Equip	$ 272,900.00	$ 6,364.95	$ 29,902.61	$ 242,997.39	$ 3,443.83	87.78%
01-40-410-550066	Subscriptions	$ 3,000.00	$ -	$ 1,128.75	$ 1,871.25	$ -	62.38%
440	**Transmission & Distribution Materials & Supplies**						
01-40-440-510031	Tools, Parts, & Maintenance	$ 14,000.00	$ 594.37	$ 7,748.58	$ 6,251.42	$ -	44.65%
01-40-440-520071	Maint & Repar-Pipeline/FireHyd	$ 73,000.00	$ 1,991.27	$ 25,494.98	$ 47,505.02	$ -	65.08%
01-40-440-520081	Maint & Repair-Hydraulic Valve	$ 25,000.00	$ -	$ -	$ 25,000.00	$ -	100.00%
01-40-440-540001	Backflow Maintenance	$ 5,000.00	$ -	$ -	$ 5,000.00	$ -	100.00%
01-40-440-540024	Inventory Adjustments	$ 38,500.00	$ -	$ 15,331.62	$ 23,168.38	$ -	60.18%
01-40-440-540036	Line Locates	$ 4,000.00	$ 254.20	$ 1,407.95	$ 2,592.05	$ -	64.80%
01-40-440-540042	Meters Maintenance & Services	$ 101,000.00	$ 3,599.48	$ 36,194.07	$ 64,805.93	$ 931.70	63.24%
01-40-440-540078	Reservoir Maintenance	$ 87,500.00	$ -	$ 21,649.27	$ 65,850.73	$ -	75.26%
470	**Maintenance & General Plant Materials & Supplies**						
01-40-470-501111	Electricity -560 Magnolia Ave	$ 37,000.00	$ 3,647.68	$ 12,385.44	$ 24,614.56	$ -	66.53%
01-40-470-501121	Electricity -12303 Oak Glen Rd	$ 5,000.00	$ 342.48	$ 1,954.66	$ 3,045.34	$ -	60.91%
01-40-470-501131	Electricity -13695 Oak Glen Rd	$ 3,000.00	$ 232.78	$ 1,122.58	$ 1,877.42	$ -	62.58%
01-40-470-501141	Electricity -13697 Oak Glen Rd	$ 3,000.00	$ 268.80	$ 1,065.72	$ 1,934.28	$ -	64.48%
01-40-470-501151	Electricity -9781 AveMiravilla	$ 2,000.00	$ 303.31	$ 861.10	$ 1,138.90	$ -	56.95%
01-40-470-501161	Electricity -815 E 12th St	$ 13,000.00	$ 863.43	$ 3,354.30	$ 9,645.70	$ -	74.20%
01-40-470-501171	Electricity -851 E 6th St	$ 5,000.00	$ 240.52	$ 1,124.06	$ 3,875.94	$ -	77.52%
01-40-470-501321	Propane -12303 Oak Glen Rd	$ 1,000.00	$ -	$ -	$ 1,000.00	$ -	100.00%
01-40-470-501331	Propane -13695 Oak Glen Rd	$ 3,000.00	$ -	$ 949.60	$ 2,050.40	$ -	68.35%
01-40-470-501341	Propane -13697 Oak Glen Rd	$ 3,000.00	$ -	$ 1,204.01	$ 1,795.99	$ -	59.87%
01-40-470-501351	Propane -9781 AveMiravilla	$ 2,000.00	$ -	$ 789.33	$ 1,210.67	$ -	60.53%
01-40-470-501411	Sanitation -560 Magnolia Ave	$ 4,000.00	$ 286.29	$ 1,996.32	$ 2,003.68	$ -	50.09%
01-40-470-501461	Sanitation -815 E 12th Ave	$ 6,000.00	$ 474.29	$ 2,966.52	$ 3,033.48	$ -	50.56%
01-40-470-501471	Sanitation -11083 Cherry Ave	$ 4,000.00	$ -	$ 1,429.15	$ 2,570.85	$ -	64.27%
01-40-470-501611	Maint & Repair-560 Magnolia	$ 27,000.00	$ 2,543.68	$ 12,992.21	$ 14,007.79	$ -	51.88%
01-40-470-501621	Maint & Repair-12303 Oak Glen	$ 12,000.00	$ -	$ 30,476.08	$ (18,476.08)	$ -	-153.97%
01-40-470-501631	Maint & Repair-13695 Oak Glen	$ 12,000.00	$ 3.78	$ 30,097.77	$ (18,097.77)	$ -	-150.81%
01-40-470-501641	Maint & Repair-13697 Oak Glen	$ 9,000.00	$ -	$ -	$ 9,000.00	$ -	100.00%
01-40-470-501651	Maint & Repair-9781 Avenida	$ 9,000.00	$ -	$ 441.97	$ 8,558.03	$ -	95.09%
01-40-470-501661	Maint & Repair-815 E 12th St	$ 14,000.00	$ 1,314.14	$ 4,902.59	$ 9,097.41	$ -	64.98%
01-40-470-501671	Maint & Repair-851 E 6th St	$ 3,000.00	$ 160.00	$ 1,473.09	$ 1,526.91	$ -	50.90%
01-40-470-501691	Maint & Repair-Buildings(Gen)	$ 60,000.00	$ 471.41	$ 21,512.55	$ 38,487.45	$ -	64.15%
01-40-470-510001	Auto/Fuel	$ 120,000.00	$ 11,905.97	$ 60,803.02	$ 59,196.98	$ -	49.33%
01-40-470-520011	Maint & Repair-Safety Equip	$ 18,000.00	$ -	$ 2,012.30	$ 15,987.70	$ -	88.82%
01-40-470-520031	Maint & Repair-General Equip	$ 50,000.00	$ 184.47	$ 9,129.74	$ 40,870.26	$ -	81.74%
01-40-470-520041	Maintenance & Repair-Fleet	$ 126,000.00	$ 7,105.57	$ 43,565.29	$ 82,434.71	$ -	65.42%
01-40-470-520051	Maintenance & Repair-Paving	$ 83,000.00	$ 4,578.75	$ 26,945.84	$ 56,054.16	$ -	67.54%
01-40-470-520053	Maint & Repair-Paving-Beaumont	$ 379,000.00	$ 46,212.00	$ 201,957.75	$ 177,042.25	$ -	46.71%
01-40-470-520091	Maint & Repair-Communication	$ 7,000.00	$ -	$ -	$ 7,000.00	$ -	100.00%
	Operations Materials & Supplies	**$ 4,399,900.00**	**$ 388,413.86**	**$ 1,835,499.45**	**$ 2,564,400.55**	**$ 4,375.53**	**58.18%**
410	**Source of Supply Services**						
01-40-410-500501	State Project Water Purchases	$ 4,349,000.00	$ -	$ 152,418.00	$ 4,196,582.00	$ -	96.50%
01-40-410-540084	Regulations Mandates & Tariffs	$ 97,000.00	$ 6,629.21	$ 45,534.21	$ 51,465.79	$ -	53.06%
440	**Transmission & Distribution Services**						
01-40-440-500190	Temporary Labor	$ 131,000.00	$ -	$ -	$ 131,000.00	$ -	100.00%
01-40-440-550051	Advertising/Legal Notices	$ 5,000.00	$ -	$ 2,118.81	$ 2,881.19	$ -	57.62%
470	**Maintenance & General Plant Services**						
01-40-470-540030	Landscape Maintenance	$ 82,000.00	$ 7,679.28	$ 35,091.79	$ 46,908.21	$ -	57.21%
01-40-470-540072	NCRF, Canyons, & Pond Maint	$ 200,000.00	$ 1,388.09	$ 12,853.55	$ 187,146.45	$ -	93.57%
01-40-470-540084	Encroachment Permits	$ 36,000.00	$ 6,471.59	$ 23,029.40	$ 12,970.60	$ -	36.03%
	Operations Services	**$ 4,900,000.00**	**$ 22,168.17**	**$ 271,045.76**	**$ 4,628,954.24**	**$ -**	**94.47%**
Expense Total	**OPERATIONS**	**$ 12,880,400.00**	**$ 618,422.43**	**$ 3,344,248.88**	**$ 9,536,151.12**	**$ 4,615.53**	**74.00%**
50	**GENERAL**						
01-50-510-500112	Stipend-Association Mtg Attend	$ -	$ 75.00	$ 75.00	$ (75.00)	$ -	0.00%
	Personnel	**$ -**	**$ 75.00**	**$ 75.00**	**$ (75.00)**	**$ -**	**0.00%**
01-50-510-502001	Rents/Leases	$ 27,000.00	$ 2,317.96	$ 13,159.48	$ 13,840.52	$ -	51.26%
01-50-510-510031	Tools, Parts, & Maintenance	$ 1,000.00	$ -	$ 877.97	$ 122.03	$ -	12.20%
01-50-510-540066	Property Damage and Theft	$ 27,000.00	$ -	$ 363.22	$ 26,636.78	$ 5,399.35	78.66%
01-50-510-550040	General Supplies	$ 17,000.00	$ 984.47	$ 5,170.85	$ 11,829.15	$ 1,834.28	58.79%
01-50-510-550060	Public Ed/Community Outreach	$ 100,000.00	$ 15,572.00	$ 82,938.85	$ 17,061.15	$ -	17.06%
01-50-510-550072	Miscellaneous Operating Exp	$ 1,000.00	$ 13,771.06	$ 13,771.06	$ (12,771.06)	$ -	-1277.11%
01-50-510-550074	Disaster Preparedness Expenses	$ 15,000.00	$ -	$ 3,481.18	$ 11,518.82	$ -	76.79%
	General Materials & Supplies	**$ 188,000.00**	**$ 32,645.49**	**$ 119,762.61**	**$ 68,237.39**	**$ 7,233.63**	**32.45%**
01-50-510-550096	Beaumont Basin Watermaster	$ 52,500.00	$ 4,285.83	$ 25,715.00	$ 26,785.00	$ -	51.02%
01-50-510-550097	SAWPA Basin Monitoring Program	$ 24,300.00	$ 1,940.25	$ 11,641.50	$ 12,658.50	$ -	52.09%
	General Services	**$ 76,800.00**	**$ 6,226.08**	**$ 37,356.50**	**$ 39,443.50**	**$ -**	**51.36%**
Expense Total	**GENERAL**	**$ 264,800.00**	**$ 38,946.57**	**$ 157,194.11**	**$ 107,605.89**	**$ 7,233.63**	**37.90%**
Expense Total	**ALL EXPENSES**	**$ 21,792,700.00**	**$ 1,218,338.19**	**$ 6,914,291.38**	**$ 14,878,408.62**	**$ 12,679.16**	**68.21%**

Beaumont-Cherry Valley Water District
Finance and Audit Committee Meeting
August 4, 2022

Item 4b

STAFF REPORT

TO: Finance and Audit Committee

FROM: Finance and Administrative Services

SUBJECT: **June 30, 2022 Cash Balance and Investment Report**

Staff Recommendation
Approve the June 30, 2022 Cash Balance and Investment Report.

Summary
Attached is the Cash and Investment Report as of June 30, 2022. The District's total invested cash and marketable securities has a market value of $81,070,630.23.

Analysis
The attached reports include the following elements, in accordance with 5045.17 Investment Reporting:

a. Listing of individual securities held at the end of the reporting period;
b. Cost and market value of all securities, including realized and unrealized market value gains or losses in accordance with GASB requirements;
c. Average weighted yield to maturity of portfolio;
d. Listing of investment by maturity date;
e. Percentage of the total portfolio, which each type of investment represents;
f. Statement of compliance with Investment Policy, including an explanation of any compliance exceptions (CGC Section 53646); and
g. Certification of sufficient liquidity to meet budgeted expenditures over the ensuing six months (CGC Section 53646)

The investments, in type, maturity and as a percentage of the total portfolio, are following the existing Board approved investment policy.

The weighted average maturity (WAM) of the portfolio is 335 days. The maximum WAM allowed by the Investment Policy is 1,825 days. The current portfolio and expected revenue cash flow will be sufficient to meet budgeted expenditure requirements for the next six months and the foreseeable future thereafter.

Attachment(s)
June 30, 2022 Cash and Investment Report
Chandler Asset Management Portfolio Summary
Chandler Asset Management Holdings Report

Staff Report prepared by William Clayton, Finance Manager

Beaumont-Cherry Valley Water District
Cash Balance & Investment Report
As of June 30, 2022

Cash Balance Per Account

Account Name		Account Ending #	Balance	Prior Month Balance
Wells Fargo				
	General	4152	$12,461,496.33	$23,550,138.20
	Total Cash		**$ 12,461,496.33**	**$ 23,550,138.20**

Investment Summary

Account Name	Market Value	Prior Month Balance	Actual % of Total	Policy % Limit	Maturity	Par Amount	Rate	2022 Interest to Date	
Ca. State Treasurer's Office: Local Agency Investment Fund	$31,856,227.90	$31,856,227.90	46%	No Limit	Liquid	N/A	0.99%	$45,767.83	(1)
CalTRUST Short Term Fund	$0.00	$0.00	0%	No Limit	Liquid	N/A	1.20%	$13,546.98	(2)
Chandler Investment Services	$36,752,906.00	$24,574,241.00	54%	No Limit	Liquid	N/A	2.77%	$117,374.00	(3)
Total Investments	**$68,609,133.90**	**$56,430,468.90**						**$176,688.81**	
Total Cash & Investments	**$ 81,070,630.23**	**$ 79,980,607.10**							

The investments above have been reviewed by the Director of Finance and Administration Dr. Kirene Bargas Manini Digitally signed by Dr. Kirene Bargas Manini DN: cn=Dr. Kirene Bargas Manini, o=Beaumont-Cherry Valley Water District, ou=Department of Finance & Administration, email=kirene.manini@bcvwd.org, c=US Date: 2022.07.26 19:41:42 -07'00'

The investments above are in accordance with the District's investment policy. 7/27/2022

BCVWD will be able to meet its cash flow obligations for the next 6 months. 7/27/2022

(1) 4th Quarter 2021 Interest received in 2022
(2) Redemption of full investment March 2022
(3) Transitioning report changes to accommodate new investment type, will be revised after 2nd qtr 2022

Beaumont Cherry Valley Water District

Account #10920

Portfolio Summary

As of June 30, 2022

PORTFOLIO CHARACTERISTICS

Average Modified Duration	1.83
Average Coupon	1.65%
Average Purchase YTM	2.77%
Average Market YTM	3.03%
Average S&P/Moody Rating	AA/Aa1
Average Final Maturity	2.02 yrs
Average Life	1.90 yrs

ACCOUNT SUMMARY

	Beg. Values as of 5/31/22	End Values as of 6/30/22
Market Value	24,503,062	36,635,532
Accrued Interest	71,179	117,374
Total Market Value	**24,574,241**	**36,752,906**
Income Earned	45,015	59,111
Cont/WD		12,246,752
Par	24,999,635	37,587,205
Book Value	24,483,805	36,743,523
Cost Value	24,461,582	36,698,258

TOP ISSUERS

Government of United States	48.9%
Federal Home Loan Mortgage Corp	8.8%
Federal Home Loan Bank	6.7%
Federal Farm Credit Bank	2.3%
American Express ABS	1.6%
Inter-American Dev Bank	1.4%
MUFG Bank Ltd/NY	1.4%
Federal National Mortgage Assoc	1.3%
Total	**72.2%**

SECTOR ALLOCATION

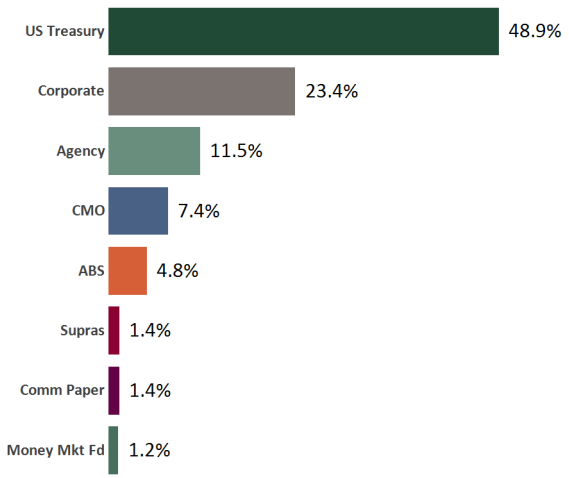

MATURITY DISTRIBUTION

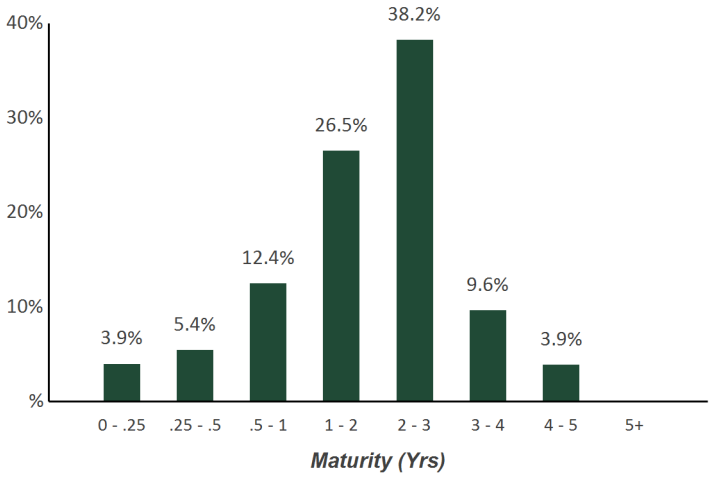

CREDIT QUALITY (S&P)

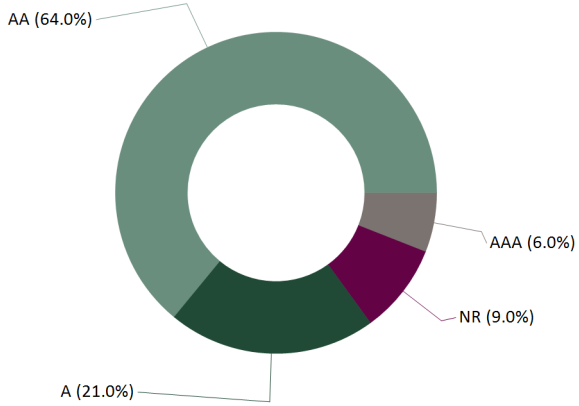

PERFORMANCE REVIEW

					Annualized				
TOTAL RATE OF RETURN	**1M**	**3M**	**YTD**	**1YR**	**2YRS**	**3YRS**	**5YRS**	**10YRS**	**3/31/2022**
Beaumont Cherry Valley Water District	-0.35%	-0.07%	N/A	N/A	N/A	N/A	N/A	N/A	N/A
ICE BofA 1-3 Yr US Treasury Index	-0.58%	-0.50%	N/A	N/A	N/A	N/A	N/A	N/A	N/A

Holdings Report

As of June 30, 2022

CUSIP	Security Description	Par Value/Units	Purchase Date Book Yield	Cost Value Book Value	Mkt Price Mkt YTM	Market Value Accrued Int.	% of Port. Gain/Loss	Moody/S&P Fitch	Maturity Duration
ABS									
36262XAC8	GM Financial Auto Lease Trust 2021-3 A2 0.39% Due 10/21/2024	130,000.00	05/04/2022 2.99%	125,764.84 126,144.92	96.79 3.43%	125,825.05 15.49	0.34% (319.87)	NR / AAA AAA	2.31 1.07
43813GAC5	Honda Auto Receivables Trust 2021-1 A3 0.27% Due 4/21/2025	262,000.00	Various 2.37%	256,035.86 256,593.10	97.62 3.54%	255,773.57 19.65	0.70% (819.53)	Aaa / NR AAA	2.81 0.73
36266FAC3	GM Financial Auto Lease Trust 2022-2 A3 3.42% Due 6/20/2025	130,000.00	05/03/2022 3.45%	129,986.44 129,987.30	99.49 3.74%	129,336.09 135.85	0.35% (651.21)	NR / AAA AAA	2.98 1.71
44933LAC7	Hyundai Auto Receivables Trust 2021-A A3 0.38% Due 9/15/2025	275,000.00	04/25/2022 2.62%	267,179.69 267,858.36	96.59 3.80%	265,620.30 46.44	0.72% (2,238.06)	NR / AAA AAA	3.21 1.00
44934KAC8	Hyundai Auto Receivables Trust 2021-B A3 0.38% Due 1/15/2026	40,000.00	05/19/2022 2.98%	38,468.75 38,539.34	96.00 3.62%	38,400.04 6.76	0.10% (139.30)	NR / AAA AAA	3.55 1.25
47789QAC4	John Deere Owner Trust 2021-B A3 0.52% Due 3/16/2026	118,000.00	05/02/2022 3.32%	111,823.44 112,171.50	94.89 3.90%	111,974.09 27.27	0.30% (197.41)	Aaa / NR AAA	3.71 1.53
89238FAD5	Toyota Auto Receivables OT 2022-B A3 2.93% Due 9/15/2026	209,000.00	Various 3.26%	207,519.11 207,592.67	98.78 3.57%	206,459.63 272.16	0.56% (1,133.04)	Aaa / AAA NR	4.21 1.95
02582JJR2	American Express 2021-1 A 0.9% Due 11/15/2026	386,000.00	Various 3.23%	364,484.53 365,761.49	94.31 3.44%	364,042.40 154.40	0.99% (1,719.09)	Aaa / NR AAA	4.38 2.30
362585AC5	GM Financial Securitized ART 2022-2 A3 3.1% Due 2/16/2027	40,000.00	04/05/2022 3.13%	39,991.64 39,992.17	99.09 3.60%	39,637.72 51.67	0.11% (354.45)	Aaa / AAA NR	4.64 1.90
02582JJT8	American Express Credit Trust 2022-2 A 3.39% Due 5/17/2027	235,000.00	05/17/2022 3.42%	234,948.02 234,949.84	99.89 3.46%	234,729.99 354.07	0.64% (219.85)	NR / AAA AAA	4.88 2.68
Total ABS		**1,825,000.00**	**3.04%**	**1,776,202.32 1,779,590.69**	**3.58%**	**1,771,798.88 1,083.76**	**4.82% (7,791.81)**	**Aaa / AAA AAA**	**3.72 1.68**
AGENCY									
3130ALRG1	FHLB Note 0.125% Due 3/17/2023	400,000.00	05/09/2022 2.04%	393,559.60 394,636.45	98.21 2.67%	392,853.60 144.44	1.07% (1,782.85)	Aaa / AA+ AAA	0.71 0.70
3137EAEQ8	FHLMC Note 0.375% Due 4/20/2023	500,000.00	04/21/2022 2.09%	491,613.00 493,230.33	98.01 2.89%	490,074.00 369.79	1.33% (3,156.33)	Aaa / AA+ AAA	0.81 0.79

Holdings Report

As of June 30, 2022

CUSIP	Security Description	Par Value/Units	Purchase Date Book Yield	Cost Value Book Value	Mkt Price Mkt YTM	Market Value Accrued Int.	% of Port. Gain/Loss	Moody/S&P Fitch	Maturity Duration
AGENCY									
3133EJYL7	FFCB Note 2.8% Due 9/5/2023	95,000.00	04/07/2022 2.27%	95,688.47 95,576.18	99.89 2.89%	94,899.59 857.11	0.26% (676.59)	Aaa / AA+ AAA	1.18 1.14
313383YJ4	FHLB Note 3.375% Due 9/8/2023	500,000.00	04/26/2022 2.35%	506,845.00 505,953.37	100.51 2.93%	502,558.50 5,296.88	1.38% (3,394.87)	Aaa / AA+ NR	1.19 1.15
3130APU29	FHLB Note 0.5% Due 11/9/2023	400,000.00	06/28/2022 3.06%	386,424.00 386,478.52	96.78 2.94%	387,120.40 288.89	1.05% 641.88	Aaa / AA+ NR	1.36 1.33
3130AAHE1	FHLB Note 2.5% Due 12/8/2023	150,000.00	04/07/2022 2.43%	150,159.30 150,137.33	99.27 3.02%	148,909.20 239.58	0.41% (1,228.13)	Aaa / AA+ NR	1.44 1.40
3133ENWP1	FFCB Note 2.625% Due 5/16/2024	270,000.00	05/10/2022 2.69%	269,635.50 269,658.44	99.42 2.95%	268,422.66 885.94	0.73% (1,235.78)	Aaa / AA+ AAA	1.88 1.81
3133ENYX2	FFCB Note 3.25% Due 6/17/2024	460,000.00	06/15/2022 3.40%	458,707.40 458,732.16	100.46 3.01%	462,127.04 581.39	1.26% 3,394.88	Aaa / AA+ AAA	1.97 1.89
3130ASDS5	FHLB Note 2.75% Due 6/28/2024	500,000.00	06/28/2022 3.22%	495,520.00 495,532.27	99.48 3.02%	497,389.00 802.08	1.36% 1,856.73	Aaa / AA+ NR	2.00 1.92
3130AQMR1	FHLB Callable Note Annual 1/27/2023 1.25% Due 1/27/2025	150,000.00	04/18/2022 2.75%	144,043.95 144,472.74	95.38 3.13%	143,067.60 802.08	0.39% (1,405.14)	Aaa / AA+ NR	2.58 2.49
3135G05X7	FNMA Note 0.375% Due 8/25/2025	500,000.00	06/22/2022 3.27%	456,750.00 457,048.53	91.94 3.08%	459,686.00 656.25	1.25% 2,637.47	Aaa / AA+ AAA	3.16 3.08
3130ALEM2	FHLB Callable Note Qtrly 11/25/2025 0.79% Due 2/25/2026	400,000.00	05/12/2022 2.96%	369,200.00 370,290.46	91.61 3.25%	366,423.60 1,106.00	1.00% (3,866.86)	Aaa / AA+ NR	3.66 3.54
Total Agency		**4,325,000.00**	**2.76%**	**4,218,146.22 4,221,746.78**	**2.97%**	**4,213,531.19 12,030.43**	**11.50% (8,215.59)**	**Aaa / AA+ AAA**	**1.83 1.77**
CMO									
3137B5KW2	FHLMC K035 A2 3.458% Due 8/25/2023	399,404.42	04/29/2022 1.85%	403,164.43 402,708.19	100.02 3.22%	399,497.89 1,150.95	1.09% (3,210.30)	NR / NR AAA	1.15 0.96
3137BTU25	FHLMC K724 A2 3.062% Due 11/25/2023	420,000.00	06/13/2022 3.46%	417,982.03 418,039.47	99.68 3.19%	418,642.56 1,071.70	1.14% 603.09	NR / NR AAA	1.41 1.10
3137BEVH4	FHLMC K040 A2 3.241% Due 9/25/2024	150,000.00	04/21/2022 2.94%	150,726.56 150,672.25	99.53 3.39%	149,299.95 405.13	0.41% (1,372.30)	NR / NR AAA	2.24 2.00
3137BFE98	FHLMC K041 A2 3.171% Due 10/25/2024	150,000.00	04/21/2022 2.96%	150,480.47 150,444.80	99.53 3.32%	149,296.95 396.38	0.41% (1,147.85)	Aaa / AAA AAA	2.32 2.11

Holdings Report

As of June 30, 2022

CUSIP	Security Description	Par Value/Units	Purchase Date Book Yield	Cost Value Book Value	Mkt Price Mkt YTM	Market Value Accrued Int.	% of Port. Gain/Loss	Moody/S&P Fitch	Maturity Duration
CMO									
3137BFXT3	FHLMC K042 A2 2.67% Due 12/25/2024	450,000.00	06/22/2022 3.52%	441,070.31 441,110.53	98.27 3.39%	442,197.45 200.25	1.20% 1,086.92	Aaa / NR NR	2.49 2.24
3137BHCY1	FHLMC K044 A2 2.811% Due 1/25/2025	377,008.59	06/16/2022 4.46%	368,349.18 368,433.52	98.53 3.39%	371,479.77 883.14	1.01% 3,046.25	NR / NR AAA	2.58 2.29
3137F4WZ1	FHLMC K731 A2 3.6% Due 2/25/2025	398,614.68	05/03/2022 2.67%	403,161.38 402,907.27	100.41 3.35%	400,229.87 1,195.84	1.09% (2,677.40)	NR / NR AAA	2.66 2.26
3137BM7C4	FHLMC K051 A2 3.308% Due 9/25/2025	400,000.00	05/18/2022 3.06%	402,031.25 401,965.07	99.86 3.30%	399,427.60 1,102.67	1.09% (2,537.47)	NR / NR AAA	3.24 2.89
Total CMO		**2,745,027.69**	**3.14%**	**2,736,965.61 2,736,281.10**	**3.31%**	**2,730,072.04 6,406.06**	**7.45% (6,209.06)**	**Aaa / AAA AAA**	**2.25 1.96**
COMMERCIAL PAPER									
62479MKQ5	MUFG Bank Ltd/NY Discount CP 1.78% Due 10/24/2022	500,000.00	04/26/2022 1.82%	495,550.00 497,156.94	99.43 1.82%	497,156.94 0.00	1.35% 0.00	P-1 / A-1 NR	0.32 0.31
Total Commercial Paper		**500,000.00**	**1.82%**	**495,550.00 497,156.94**	**1.82%**	**497,156.94 0.00**	**1.35% 0.00**	**P-1 / A-1 NR**	**0.32 0.31**
CORPORATE									
14913R2D8	Caterpillar Financial Service Note 0.65% Due 7/7/2023	400,000.00	Various 2.41%	391,684.00 392,971.34	97.54 3.12%	390,173.20 1,256.67	1.07% (2,798.14)	A2 / A A	1.02 1.00
02665WCT6	American Honda Finance Note 3.55% Due 1/12/2024	400,000.00	Various 2.77%	405,283.50 404,641.68	100.20 3.41%	400,818.40 6,666.11	1.11% (3,823.28)	A3 / A- A	1.54 1.46
24422EVN6	John Deere Capital Corp Note 0.45% Due 1/17/2024	400,000.00	Various 2.68%	385,011.00 386,629.64	95.94 3.16%	383,760.80 820.00	1.05% (2,868.84)	A2 / A A	1.55 1.52
91159HHV5	US Bancorp Callable Note Cont 1/5/2024 3.375% Due 2/5/2024	150,000.00	04/20/2022 2.95%	151,047.00 150,929.36	99.84 3.48%	149,765.25 2,053.13	0.41% (1,164.11)	A2 / A+ A+	1.60 1.52
637432NL5	National Rural Utilities Callable Note Cont 12/7/2023 2.95% Due 2/7/2024	150,000.00	04/06/2022 2.77%	150,441.00 150,380.07	99.03 3.58%	148,540.35 1,770.00	0.41% (1,839.72)	A1 / A- A+	1.61 1.53
06051GHF9	Bank of America Corp Callable Note 1X 3/5/2023 3.55% Due 3/5/2024	400,000.00	Various 3.19%	401,089.50 400,861.39	99.71 3.55%	398,831.20 4,575.55	1.10% (2,030.19)	A2 / A- AA-	1.68 1.60

Holdings Report

As of June 30, 2022

CUSIP	Security Description	Par Value/Units	Purchase Date Book Yield	Cost Value Book Value	Mkt Price Mkt YTM	Market Value Accrued Int.	% of Port. Gain/Loss	Moody/S&P Fitch	Maturity Duration
CORPORATE									
89114QCB2	Toronto Dominion Bank Note 3.25% Due 3/11/2024	400,000.00	Various 3.02%	401,620.50 401,465.06	99.50 3.56%	397,983.20 3,972.22	1.09% (3,481.86)	A1 / A AA-	1.70 1.62
037833CU2	Apple Inc Callable Note Cont 3/11/2024 2.85% Due 5/11/2024	450,000.00	06/22/2022 3.23%	446,895.00 446,926.64	99.37 3.20%	447,145.20 1,781.25	1.22% 218.56	Aaa / AA+ NR	1.87 1.79
747525AT0	Qualcomm Inc Callable Note Cont 3/20/2024 2.9% Due 5/20/2024	400,000.00	Various 2.72%	401,320.00 401,177.03	99.63 3.10%	398,525.20 1,321.11	1.09% (2,651.83)	A2 / A NR	1.89 1.82
69371RR81	Paccar Financial Corp Note 3.15% Due 6/13/2024	290,000.00	06/06/2022 3.16%	289,933.30 289,934.94	99.66 3.33%	289,007.33 456.75	0.79% (927.61)	A1 / A+ NR	1.96 1.88
06367TQW3	Bank of Montreal Note 0.625% Due 7/9/2024	425,000.00	04/27/2022 3.22%	401,846.00 403,664.83	94.14 3.65%	400,113.70 1,269.10	1.09% (3,551.13)	A2 / A- AA-	2.03 1.97
79466LAG9	Salesforce.com Inc Callable Note Cont 7/15/2022 0.625% Due 7/15/2024	375,000.00	Various 2.99%	356,177.25 357,619.45	94.71 3.33%	355,167.75 1,080.73	0.97% (2,451.70)	A2 / A+ NR	2.04 1.99
05531FBH5	Truist Financial Corporation Callable Note Cont 7/1/2024 2.5% Due 8/1/2024	400,000.00	Various 3.07%	395,039.00 395,421.47	97.70 3.66%	390,791.20 4,166.67	1.07% (4,630.27)	A3 / A- A	2.09 1.99
693475AY1	PNC Financial Services Callable Note Cont 10/2/2024 2.2% Due 11/1/2024	150,000.00	04/11/2022 2.99%	147,117.00 147,361.11	96.95 3.57%	145,420.05 550.00	0.40% (1,941.06)	A3 / A- A	2.34 2.24
89236TJT3	Toyota Motor Credit Corp Note 1.45% Due 1/13/2025	150,000.00	04/18/2022 3.00%	143,931.00 144,368.41	94.86 3.59%	142,292.25 1,015.00	0.39% (2,076.16)	A1 / A+ A+	2.54 2.44
00440EAS6	Chubb INA Holdings Inc Note 3.15% Due 3/15/2025	450,000.00	Various 3.67%	443,992.50 444,017.19	98.33 3.80%	442,469.70 4,173.75	1.22% (1,547.49)	A3 / A A	2.71 2.54
69371RR73	Paccar Financial Corp Note 2.85% Due 4/7/2025	120,000.00	03/31/2022 2.86%	119,968.80 119,971.22	98.11 3.57%	117,728.40 798.00	0.32% (2,242.82)	A1 / A+ NR	2.77 2.62
023135CE4	Amazon.com Inc Note 3% Due 4/13/2025	450,000.00	Various 3.22%	447,451.25 447,420.18	99.08 3.35%	445,838.40 2,925.00	1.22% (1,581.78)	A1 / AA AA-	2.79 2.63
78016EZ59	Royal Bank of Canada Note 3.375% Due 4/14/2025	400,000.00	Various 3.64%	397,033.20 397,191.25	98.74 3.86%	394,942.00 2,887.50	1.08% (2,249.25)	A1 / A AA-	2.79 2.62
06406RBC0	Bank of NY Mellon Corp Callable Note Cont 3/25/2025 3.35% Due 4/25/2025	400,000.00	Various 3.27%	400,918.40 400,862.23	98.96 3.74%	395,836.80 2,419.45	1.08% (5,025.43)	A1 / A AA-	2.82 2.65

Holdings Report

As of June 30, 2022

CUSIP	Security Description	Par Value/Units	Purchase Date Book Yield	Cost Value Book Value	Mkt Price Mkt YTM	Market Value Accrued Int.	% of Port. Gain/Loss	Moody/S&P Fitch	Maturity Duration
CORPORATE									
808513AX3	Charles Schwab Corp Callable Note Cont 3/21/2025 3.85% Due 5/21/2025	450,000.00	06/22/2022 3.80%	450,561.98 450,558.05	100.34 3.72%	451,545.76 1,925.00	1.23% 987.71	A2 / A A	2.89 2.55
46647PCH7	JP Morgan Chase & Co Callable Note Cont 6/1/2024 0.824% Due 6/1/2025	400,000.00	Various 3.04%	378,688.50 379,869.04	93.53 3.60%	374,110.80 274.67	1.02% (5,758.24)	A2 / A- AA-	2.92 2.83
63743HFE7	National Rural Utilities Note 3.45% Due 6/15/2025	60,000.00	04/27/2022 3.46%	59,983.80 59,984.63	99.64 3.58%	59,784.84 327.75	0.16% (199.79)	A2 / A- A	2.96 2.77
26442UAA2	Duke Energy Progress LLC Callable Note Cont 5/15/25 3.25% Due 8/15/2025	400,000.00	Various 3.26%	399,859.00 399,859.84	99.33 3.48%	397,310.00 4,911.11	1.09% (2,549.84)	Aa3 / A NR	3.13 2.91
637432NG6	National Rural Utilities Callable Note Cont 8/1/2025 3.25% Due 11/1/2025	60,000.00	04/14/2022 3.31%	59,880.00 59,886.78	97.63 4.01%	58,580.88 325.00	0.16% (1,305.90)	A1 / A- A+	3.34 3.11
665859AW4	Northern Trust Company Callable Note Cont 4/10/2027 4% Due 5/10/2027	450,000.00	Various 3.99%	450,269.40 450,274.30	100.75 3.83%	453,353.40 2,550.00	1.24% 3,079.10	A2 / A+ A+	4.86 4.29
91324PEG3	United Health Group Inc Callable Note Cont 4/15/2027 3.7% Due 5/15/2027	115,000.00	05/17/2022 3.69%	115,055.80 115,054.51	99.56 3.80%	114,491.47 484.61	0.31% (563.04)	A3 / A+ A	4.88 4.40
Total Corporate		**8,695,000.00**	**3.18%**	**8,592,097.68 8,599,301.64**	**3.52%**	**8,544,327.53 56,756.13**	**23.40% (54,974.11)**	**A1 / A A+**	**2.39 2.24**
MONEY MARKET FUND									
31846V807	First American Treasury MMF Class Y	447,177.49	Various 1.00%	447,177.49 447,177.49	1.00 1.00%	447,177.49 0.00	1.22% 0.00	Aaa / AA+ AAA	0.00 0.00
Total Money Market Fund		**447,177.49**	**1.00%**	**447,177.49 447,177.49**	**1.00%**	**447,177.49 0.00**	**1.22% 0.00**	**Aaa / AA+ AAA**	**0.00 0.00**

Holdings Report

As of June 30, 2022

CUSIP	Security Description	Par Value/Units	Purchase Date Book Yield	Cost Value Book Value	Mkt Price Mkt YTM	Market Value Accrued Int.	% of Port. Gain/Loss	Moody/S&P Fitch	Maturity Duration
SUPRANATIONAL									
4581X0CZ9	Inter-American Dev Bank Note 1.75% Due 9/14/2022	500,000.00	05/04/2022 1.40%	500,610.00 500,349.24	99.93 2.07%	499,666.00 2,600.69	1.37% (683.24)	Aaa / AAA AAA	0.21 0.20
Total Supranational		**500,000.00**	**1.40%**	**500,610.00 500,349.24**	**2.07%**	**499,666.00 2,600.69**	**1.37% (683.24)**	**Aaa / AAA AAA**	**0.21 0.20**
US TREASURY									
912796X20	US Treasury Bill 0.666% Due 7/19/2022	250,000.00	03/30/2022 0.68%	249,491.48 249,916.79	99.97 0.68%	249,916.79 0.00	0.68% 0.00	P-1 / A-1+ F-1+	0.05 0.05
912796T41	US Treasury Bill 0.83% Due 8/18/2022	250,000.00	03/30/2022 0.84%	249,194.90 249,723.97	99.89 0.84%	249,723.97 0.00	0.68% 0.00	P-1 / A-1+ F-1+	0.13 0.13
912828TY6	US Treasury Note 1.625% Due 11/15/2022	750,000.00	Various 1.70%	749,843.75 749,775.04	99.75 2.29%	748,125.00 1,556.55	2.04% (1,650.04)	Aaa / AA+ AAA	0.38 0.37
912828YW4	US Treasury Note 1.625% Due 12/15/2022	750,000.00	Various 1.84%	749,218.75 749,260.02	99.64 2.41%	747,333.75 532.79	2.03% (1,926.27)	Aaa / AA+ AAA	0.46 0.45
912828Z29	US Treasury Note 1.5% Due 1/15/2023	730,000.00	Various 1.94%	728,034.77 728,261.84	99.45 2.54%	725,950.69 5,051.51	1.99% (2,311.15)	Aaa / AA+ AAA	0.55 0.53
912828Z86	US Treasury Note 1.375% Due 2/15/2023	750,000.00	Various 2.10%	746,269.53 746,659.66	99.21 2.66%	744,052.50 3,874.31	2.04% (2,607.16)	Aaa / AA+ AAA	0.63 0.62
912828ZH6	US Treasury Note 0.25% Due 4/15/2023	750,000.00	Various 2.30%	736,835.93 738,021.60	97.97 2.86%	734,795.25 394.47	2.00% (3,226.35)	Aaa / AA+ AAA	0.79 0.78
912828VB3	US Treasury Note 1.75% Due 5/15/2023	750,000.00	Various 2.29%	746,220.70 746,506.06	99.02 2.89%	742,675.50 1,676.28	2.03% (3,830.56)	Aaa / AA+ AAA	0.87 0.86
912828ZU7	US Treasury Note 0.25% Due 6/15/2023	750,000.00	Various 2.42%	732,832.04 734,719.27	97.50 2.92%	731,220.75 81.96	1.99% (3,498.52)	Aaa / AA+ AAA	0.96 0.94
91282CAF8	US Treasury Note 0.125% Due 8/15/2023	750,000.00	Various 2.44%	728,574.22 730,853.49	96.88 2.96%	726,591.75 352.20	1.98% (4,261.74)	Aaa / AA+ AAA	1.13 1.11
91282CAP6	US Treasury Note 0.125% Due 10/15/2023	220,000.00	05/04/2022 2.62%	212,274.22 213,108.25	96.46 2.93%	212,222.56 57.86	0.58% (885.69)	Aaa / AA+ AAA	1.29 1.27
91282CAW1	US Treasury Note 0.25% Due 11/15/2023	750,000.00	Various 2.62%	723,837.89 726,215.02	96.43 2.92%	723,193.50 239.46	1.97% (3,021.52)	Aaa / AA+ AAA	1.38 1.35

Holdings Report

As of June 30, 2022

CUSIP	Security Description	Par Value/Units	Purchase Date Book Yield	Cost Value Book Value	Mkt Price Mkt YTM	Market Value Accrued Int.	% of Port. Gain/Loss	Moody/S&P Fitch	Maturity Duration
US TREASURY									
91282CBV2	US Treasury Note 0.375% Due 4/15/2024	750,000.00	Various 2.70%	717,480.47 719,805.94	95.54 2.95%	716,543.25 591.69	1.95% (3,262.69)	Aaa / AA+ AAA	1.79 1.76
91282CCG4	US Treasury Note 0.25% Due 6/15/2024	775,000.00	Various 2.92%	733,680.66 736,039.23	94.91 2.94%	735,554.05 84.69	2.00% (485.18)	Aaa / AA+ AAA	1.96 1.93
91282CCT6	US Treasury Note 0.375% Due 8/15/2024	750,000.00	Various 2.78%	711,445.31 713,045.42	94.68 2.97%	710,127.00 1,056.63	1.94% (2,918.42)	Aaa / AA+ AAA	2.13 2.09
91282CCX7	US Treasury Note 0.375% Due 9/15/2024	750,000.00	Various 2.83%	708,437.50 710,891.39	94.47 2.98%	708,516.00 825.42	1.93% (2,375.39)	Aaa / AA+ AAA	2.21 2.17
91282CDB4	US Treasury Note 0.625% Due 10/15/2024	750,000.00	Various 2.88%	711,455.08 712,764.50	94.82 2.98%	711,181.50 986.17	1.94% (1,583.00)	Aaa / AA+ AAA	2.30 2.24
91282CDH1	US Treasury Note 0.75% Due 11/15/2024	750,000.00	Various 2.93%	710,820.32 712,887.66	94.90 2.99%	711,738.00 718.41	1.94% (1,149.66)	Aaa / AA+ AAA	2.38 2.32
91282CDN8	US Treasury Note 1% Due 12/15/2024	750,000.00	Various 3.13%	711,869.14 712,445.72	95.32 2.99%	714,873.00 327.87	1.95% 2,427.28	Aaa / AA+ AAA	2.46 2.40
91282CDS7	US Treasury Note 1.125% Due 1/15/2025	775,000.00	Various 3.01%	737,794.93 739,496.89	95.45 3.00%	739,761.53 4,022.19	2.02% 264.64	Aaa / AA+ AAA	2.55 2.46
91282CDZ1	US Treasury Note 1.5% Due 2/15/2025	750,000.00	Various 2.88%	723,125.00 723,998.03	96.21 3.01%	721,611.00 4,226.52	1.97% (2,387.03)	Aaa / AA+ AAA	2.63 2.53
91282CED9	US Treasury Note 1.75% Due 3/15/2025	750,000.00	Various 2.93%	726,035.16 727,152.66	96.78 3.00%	725,859.00 3,851.91	1.99% (1,293.66)	Aaa / AA+ AAA	2.71 2.60
91282CEH0	US Treasury Note 2.625% Due 4/15/2025	500,000.00	06/28/2022 3.23%	491,933.59 491,949.39	99.02 2.99%	495,078.00 2,761.27	1.35% 3,128.61	Aaa / AA+ AAA	2.79 2.66
912828XB1	US Treasury Note 2.125% Due 5/15/2025	750,000.00	Various 3.09%	729,971.68 730,301.84	97.65 2.98%	732,363.00 2,035.50	2.00% 2,061.16	Aaa / AA+ AAA	2.88 2.75
91282CEU1	US Treasury Note 2.875% Due 6/15/2025	750,000.00	06/28/2022 3.22%	742,675.78 742,689.32	99.70 2.98%	747,714.75 942.62	2.04% 5,025.43	Aaa / AA+ AAA	2.96 2.81
91282CAB7	US Treasury Note 0.25% Due 7/31/2025	800,000.00	Various 3.08%	732,058.59 733,975.49	91.92 3.01%	735,344.00 834.26	2.00% 1,368.51	Aaa / AA+ AAA	3.09 3.03
91282CBT7	US Treasury Note 0.75% Due 3/31/2026	750,000.00	Various 2.97%	690,097.65 691,454.79	91.96 3.03%	689,736.00 1,413.93	1.88% (1,718.79)	Aaa / AA+ AAA	3.75 3.64

Beaumont Cherry Valley Water District

Account #10920

Holdings Report

As of June 30, 2022

CUSIP	Security Description	Par Value/Units	Purchase Date Book Yield	Cost Value Book Value	Mkt Price Mkt YTM	Market Value Accrued Int.	% of Port. Gain/Loss	Moody/S&P Fitch	Maturity Duration
				17,931,509.04		17,931,802.09	48.89%	Aaa / AA+	1.83
Total US Treasury		18,550,000.00	2.61%	17,961,919.28	2.82%	38,496.47	(30,117.19)	AAA	1.78
				36,698,258.36		36,635,532.16	100.00%	Aa1 / AA	2.02
TOTAL PORTFOLIO		37,587,205.18	2.77%	36,743,523.16	3.03%	117,373.54	(107,991.00)	AAA	1.83
TOTAL MARKET VALUE PLUS ACCRUED						36,752,905.70			

Accounts Payable

Checks by Date - Detail by Check Date

Beaumont-Cherry Valley Water District
560 Magnolia Avenue
Beaumont CA 92223
(951) 845-9581
www.bcvwd.org

User: wclayton
Printed: 7/25/2022 12:49 PM

Check No	Vendor No / Invoice No	Vendor Name / Description	Check Date / Reference	Void Checks	Check Amount
ACH	10138	ARCO Business Solutions	06/30/2022		
	HW201 Jun 2022	ARCO Fuel Charges 06/21-06/27/2022			2,182.89
Total for this ACH Check for Vendor 10138:				0.00	2,182.89
ACH	10085	CalPERS Retirement System	06/30/2022		
	1002138601	PR Batch 00002.06.2022 CalPERS ER PEPRA			47.66
	1002138601	PR Batch 00003.06.2022 CalPERS 8% EE Paid			85.76
	1002138601	PR Batch 00004.06.2022 CalPERS ER PEPRA			7.43
	1002138601	PR Batch 00004.06.2022 CalPERS 7.5% EE PEPRA			6.89
	1002138601	PR Batch 00005.06.2022 CalPERS ER Paid Classic			25.27
	1002138601	PR Batch 00002.06.2022 CalPERS 7.5% EE PEPRA			44.18
	1002138601	PR Batch 00003.06.2022 CalPERS ER Paid Classic			170.13
	1002138601	PR Batch 00005.06.2022 CalPERS 8% EE Paid			12.74
Total for this ACH Check for Vendor 10085:				0.00	400.06
ACH	10087	EDD	06/30/2022		
	0-313-759-072	PR Batch 00005.06.2022 CA SDI			1.86
	0-313-759-072	PR Batch 00004.06.2022 State Income Tax			0.93
	0-313-759-072	PR Batch 00003.06.2022 State Income Tax			12.77
	0-313-759-072	PR Batch 00003.06.2022 CA SDI			11.79
	0-313-759-072	PR Batch 00002.06.2022 CA SDI			6.48
	0-313-759-072	PR Batch 00005.06.2022 State Income Tax			1.74
	0-313-759-072	PR Batch 00004.06.2022 CA SDI			1.01
Total for this ACH Check for Vendor 10087:				0.00	36.58
ACH	10094	U.S. Treasury	06/30/2022		
	270258141621924	PR Batch 00003.06.2022 Federal Income Tax			43.91
	270258141621924	PR Batch 00004.06.2022 Medicare Employer Portion			1.33
	270258141621924	PR Batch 00005.06.2022 FICA Employee Portion			10.61
	270258141621924	PR Batch 00003.06.2022 Medicare Employee Portion			15.59
	270258141621924	PR Batch 00002.06.2022 Medicare Employer Portion			8.55
	270258141621924	PR Batch 00005.06.2022 FICA Employer Portion			10.61
	270258141621924	PR Batch 00002.06.2022 Medicare Employee Portion			8.55
	270258141621924	PR Batch 00004.06.2022 FICA Employee Portion			5.69
	270258141621924	PR Batch 00002.06.2022 Federal Income Tax			4.71
	270258141621924	PR Batch 00003.06.2022 Medicare Employer Portion			15.59
	270258141621924	PR Batch 00004.06.2022 FICA Employer Portion			5.69
	270258141621924	PR Batch 00005.06.2022 Medicare Employee Portion			2.48
	270258141621924	PR Batch 00003.06.2022 FICA Employee Portion			66.64
	270258141621924	PR Batch 00002.06.2022 FICA Employee Portion			36.54
	270258141621924	PR Batch 00002.06.2022 FICA Employer Portion			36.54
	270258141621924	PR Batch 00005.06.2022 Medicare Employer Portion			2.48
	270258141621924	PR Batch 00003.06.2022 FICA Employer Portion			66.64
	270258141621924	PR Batch 00004.06.2022 Medicare Employee Portion			1.33
Total for this ACH Check for Vendor 10094:				0.00	343.48

Check No	Vendor No Invoice No	Vendor Name Description	Check Date Reference	Void Checks	Check Amount
ACH	10264	CalPERS Supplemental Income Plans	06/30/2022		
	1002138608	PR Batch 00003.06.2022 ROTH-Post-Tax			50.00
	1002138608	PR Batch 00003.06.2022 CalPERS 457			50.00
Total for this ACH Check for Vendor 10264:				0.00	100.00
Total for 6/30/2022:				0.00	3,063.01
ACH	10085	CalPERS Retirement System	07/07/2022		
	16827164	PR Batch 00001.07.2022 CalPERS ER PEPRA			5,752.91
	16827164	PR Batch 00001.07.2022 CalPERS 8% EE Paid			2,177.72
	16827164	PR Batch 00001.07.2022 CalPERS 8% ER Paid			993.02
	16827164	PR Batch 00001.07.2022 CalPERS 1% ER Paid			218.85
	16827164	PR Batch 00001.07.2022 CalPERS 7.5% EE PEPRA			5,268.22
	16827164	PR Batch 00001.07.2022 CalPERS 7% EE Deduction			1,532.04
	16827164	PR Batch 00001.07.2022 CalPERS ER Paid Classic			9,781.77
Total for this ACH Check for Vendor 10085:				0.00	25,724.53
ACH	10087	EDD	07/07/2022		
	1-868-893-536	PR Batch 00001.07.2022 State Income Tax			6,047.83
	1-868-893-536	PR Batch 00001.07.2022 CA SDI			1,608.92
Total for this ACH Check for Vendor 10087:				0.00	7,656.75
ACH	10094	U.S. Treasury	07/07/2022		
	12200164	PR Batch 00001.07.2022 Federal Income Tax			15,540.95
	12200164	PR Batch 00001.07.2022 Medicare Employee Portion			2,146.62
	12200164	PR Batch 00001.07.2022 Medicare Employer Portion			2,146.62
	12200164	PR Batch 00001.07.2022 FICA Employer Portion			9,178.44
	12200164	PR Batch 00001.07.2022 FICA Employee Portion			9,178.44
Total for this ACH Check for Vendor 10094:				0.00	38,191.07
ACH	10141	Ca State Disbursement Unit	07/07/2022		
	PAY000000000403	PR Batch 00001.07.2022 Garnishment			288.46
Total for this ACH Check for Vendor 10141:				0.00	288.46
ACH	10203	Voya Financial	07/07/2022		
	VB1450PP14 2022	PR Batch 00001.07.2022 Deferred Comp			350.00
Total for this ACH Check for Vendor 10203:				0.00	350.00
ACH	10264	CalPERS Supplemental Income Plans	07/07/2022		
	16854858	PR Batch 00001.07.2022 CalPERS 457 %			94.40
	16854858	PR Batch 00001.07.2022 ROTH-Post-Tax			75.00
	16854858	PR Batch 00001.07.2022 ROTH % Deduction			79.72
	16854858	PR Batch 00001.07.2022 457 Loan Repayment			180.60
	16854858	PR Batch 00001.07.2022 457 Catch-Up			417.49
	16854858	PR Batch 00001.07.2022 CalPERS 457			2,048.29
	16854858	PR Batch 00001.07.2022 100% Contribution			480.22
Total for this ACH Check for Vendor 10264:				0.00	3,375.72
ACH	10895	Basic Pacific	07/07/2022		
	30273822	PR Batch 00001.07.2022 Flexible Spending Account (PT)			189.89
Total for this ACH Check for Vendor 10895:				0.00	189.89

Check No	Vendor No Invoice No	Vendor Name Description	Check Date Reference	Void Checks	Check Amount
ACH	10984	MidAmerica Administrative & Retirement Solutions	07/07/2022		
	CFF165705385918	PR Batch 00001.07.2022 401(a) Deferred Comp			1,043.60
Total for this ACH Check for Vendor 10984:				0.00	1,043.60
ACH	10138	ARCO Business Solutions	07/07/2022		
	HW201 Jul 2022	ARCO Fuel Charges 06/28-07/04/2022			2,883.44
Total for this ACH Check for Vendor 10138:				0.00	2,883.44
ACH	10288	CalPERS Health Fiscal Services Division	07/07/2022		
	16837040	Admin Fee for Health Ins Jul 2022			160.46
	16837040	Admin Fee for Retired Emp Health Ins Jul 2022			13.67
	16837040	Retired Employees Health Ins Jul 2022			2,370.00
	16837040	Active Employees Health Ins Jul 2022			64,183.39
	16837053	Admin Fee Non CalPERS Member Health Ins Jul 2022			4.68
	16837053	Active Non CalPERS Member Health Ins Jul 2022			1,871.43
Total for this ACH Check for Vendor 10288:				0.00	68,603.63
ACH	10087	EDD	07/07/2022		
	0-852-751-712	PR Batch 00002.07.2022 CA SDI			8.06
	0-852-751-712	PR Batch 00002.07.2022 State Income Tax			296.89
Total for this ACH Check for Vendor 10087:				0.00	304.95
ACH	10094	U.S. Treasury	07/07/2022		
	23645564	PR Batch 00002.07.2022 Federal Income Tax			838.87
	23645564	PR Batch 00002.07.2022 Medicare Employer Portion			69.42
	23645564	PR Batch 00002.07.2022 Medicare Employee Portion			69.42
	23645564	PR Batch 00002.07.2022 FICA Employer Portion			296.83
	23645564	PR Batch 00002.07.2022 FICA Employee Portion			296.83
Total for this ACH Check for Vendor 10094:				0.00	1,571.37
2007	10387	Franchise Tax Board	07/07/2022		
	PP14 2022	PR Batch 00001.07.2022 Garnishment FTB			109.03
Total for Check Number 2007:				0.00	109.03
2008	10321	Julian Herrera Jr	07/07/2022		
	06212022	PR Batch 00001.07.2022 Stipend			75.00
Total for Check Number 2008:				0.00	75.00
Total for 7/7/2022:				0.00	150,367.44
ACH	10901	Ameritas Life Insurance Corp.	07/12/2022		
	07012022 Dental	Ameritas Dental July 2022			2,533.36
	07012022 Vision	Ameritas Vision July 2022			540.40
Total for this ACH Check for Vendor 10901:				0.00	3,073.76
ACH	10902	Colonial Life	07/12/2022		
	53743680613721	Col Life Premiums June 2022			4,393.06
Total for this ACH Check for Vendor 10902:				0.00	4,393.06
ACH	10903	The Lincoln National Life Insurance Company	07/12/2022		
	4422785383	Life & ADD EE/ER Insurance July 2022			637.09
Total for this ACH Check for Vendor 10903:				0.00	637.09

Check No	Vendor No Invoice No	Vendor Name Description	Check Date Reference	Void Checks	Check Amount
ACH	10087	EDD	07/12/2022		
	2-040-622-432	PR Batch 00003.07.2022 State Income Tax			5.53
	2-040-622-432	PR Batch 00003.07.2022 CA SDI			4.74
Total for this ACH Check for Vendor 10087:				0.00	10.27
ACH	10094	U.S. Treasury	07/12/2022		
	270259322612111	PR Batch 00003.07.2022 FICA Employee Portion			26.69
	270259322612111	PR Batch 00003.07.2022 Federal Income Tax			26.32
	270259322612111	PR Batch 00003.07.2022 Medicare Employer Portion			6.24
	270259322612111	PR Batch 00003.07.2022 Medicare Employee Portion			6.24
	270259322612111	PR Batch 00003.07.2022 FICA Employer Portion			26.69
Total for this ACH Check for Vendor 10094:				0.00	92.18
Total for 7/12/2022:				0.00	8,206.36
ACH	10030	Southern California Edison	07/13/2022		
	700154530138Jun	Electricity 05/19-06/19/2022 - 815 E 12th Ave			863.43
	700154530138Jun	Electricity 05/24-06/22/2022 - 9781 Avenida Miravilla			303.31
	700154530138Jun	Electricity 05/24-06/22/2022 - Well 25			49,200.64
	700154530138Jun	Electricity 05/16-06/14/2022 - 851 E 6th St			240.52
	700154530138Jun	Electricity 05/19-06/22/2022 - Wells			209,260.62
	700154530138Jun	Electricity 05/24-06/22/2022 - 560 Magnolia Ave			3,647.68
	700154530138May	Electricity 04/25-05/23/2022 - Well 16			11,318.02
	700359906319Jun	Electricity 05/24-06/22/2022 - 13697 Oak Glen Rd			268.80
	700359906319Jun	Electricity 05/24-06/22/2022 - 12303 Oak Glen Rd			342.48
	700359906319Jun	Electricity 05/24-06/22/2022 - 13695 Oak Glen Rd			232.78
Total for this ACH Check for Vendor 10030:				0.00	275,678.28
ACH	10031	Staples Business Advantage	07/13/2022		
	3509750751	Office Supplies			22.51
	3510190491	Office Supplies			40.26
	3510190492	Office Supplies			39.51
	3510666713	Office Supplies			56.17
	3510666714	Office Supplies			239.69
	3511151130	Office Supplies			239.69
	3511151133	Office Supplies			25.09
	3511151135	Office Supplies			7.10
	3511151136	Office Supplies			349.09
Total for this ACH Check for Vendor 10031:				0.00	1,019.11
ACH	10042	Southern California Gas Company	07/13/2022		
	07132135000Jun	Monthly Gas Charges 05/27-06/28/2022			15.78
Total for this ACH Check for Vendor 10042:				0.00	15.78
ACH	10052	Home Depot Credit Services	07/13/2022		
	06302022	Cut Off Saw - Distribution System			155.16
	06302022	Conduit - Districtwide			92.18
	06302022	First Aid Kit - Stock			24.67
	06302022	9 First Aid Kits - Fleet Vehicles			222.07
	06302022	Lights/Switch - Well 11 Building			210.84
	06302022	Light Switch/Wall Plate - Well 16 Building			40.37
Total for this ACH Check for Vendor 10052:				0.00	745.29

Check No	Vendor No Invoice No	Vendor Name Description	Check Date Reference	Void Checks	Check Amount
ACH	10147	Online Information Services, Inc	07/13/2022		
	1134162	163 Credit Reports for June 2022			470.10
Total for this ACH Check for Vendor 10147:				0.00	470.10
ACH	10350	NAPA Auto Parts	07/13/2022		
	181885	Batteries - Lower Canyon Gate			132.20
	182305	Light Bulbs - Vehicles			8.61
Total for this ACH Check for Vendor 10350:				0.00	140.81
ACH	10743	Townsend Public Affairs, Inc	07/13/2022		
	18669	Consulting Services - July 2022			5,000.00
Total for this ACH Check for Vendor 10743:				0.00	5,000.00
Total for 7/13/2022:				0.00	283,069.37
ACH	10138	ARCO Business Solutions	07/14/2022		
	HW201 Jul 2022	ARCO Fuel Charges 07/05-07/11/2022			3,254.38
Total for this ACH Check for Vendor 10138:				0.00	3,254.38
12833	UB*04943	AMC Framing Inc	07/14/2022		
		Refund Check			1,107.81
Total for Check Number 12833:				0.00	1,107.81
12834	UB*04948	Dominic Ash	07/14/2022		
		Refund Check			76.94
Total for Check Number 12834:				0.00	76.94
12835	UB*04917	Joyce Brock	07/14/2022		
		Refund Check			7.50
		Refund Check			3.16
		Refund Check			2.45
		Refund Check			9.09
		Refund Check			4.41
		Refund Check			4.37
Total for Check Number 12835:				0.00	30.98
12836	UB*04931	Breana Caprara	07/14/2022		
		Refund Check			7.00
Total for Check Number 12836:				0.00	7.00
12837	UB*04950	Ying Yi Chiu	07/14/2022		
		Refund Check			170.40
Total for Check Number 12837:				0.00	170.40
12838	UB*04935	Tae Chun	07/14/2022		
		Refund Check			5.25
Total for Check Number 12838:				0.00	5.25

Check No	Vendor No Invoice No	Vendor Name Description	Check Date Reference	Void Checks	Check Amount
12839	UB*04926	Melissa Conde	07/14/2022		
		Refund Check			16.89
		Refund Check			1.61
		Refund Check			0.94
		Refund Check			1.70
Total for Check Number 12839:				0.00	21.14
12840	UB*04924	Maude Dabney	07/14/2022		
		Refund Check			1.47
		Refund Check			0.66
		Refund Check			0.53
		Refund Check			0.68
		Refund Check			42.86
		Refund Check			0.73
Total for Check Number 12840:				0.00	46.93
12841	UB*04922	Ann Dahlberg	07/14/2022		
		Refund Check			9.62
Total for Check Number 12841:				0.00	9.62
12842	UB*04956	George Delano	07/14/2022		
		Refund Check			19.84
		Refund Check			58.20
		Refund Check			27.36
		Refund Check			10.58
		Refund Check			34.02
Total for Check Number 12842:				0.00	150.00
12843	UB*04933	Brandon Dominguez	07/14/2022		
		Refund Check			0.88
Total for Check Number 12843:				0.00	0.88
12844	UB*04937	Debra Erlendson	07/14/2022		
		Refund Check			5.25
Total for Check Number 12844:				0.00	5.25
12845	UB*04936	Aric Ferguson	07/14/2022		
		Refund Check			5.00
Total for Check Number 12845:				0.00	5.00
12846	UB*04939	Miranda Gutierrez	07/14/2022		
		Refund Check			3.50
		Refund Check			1.75
		Refund Check			17.04
Total for Check Number 12846:				0.00	22.29
12847	UB*04919	Monica Hoose	07/14/2022		
		Refund Check			21.87
Total for Check Number 12847:				0.00	21.87
12848	UB*04932	Kirbi Isaac	07/14/2022		
		Refund Check			5.25
Total for Check Number 12848:				0.00	5.25

Check No	Vendor No Invoice No	Vendor Name Description	Check Date Reference	Void Checks	Check Amount
12849	UB*04918	Justin C Kerstetter	07/14/2022		
		Refund Check			3.45
Total for Check Number 12849:				0.00	3.45
12850	UB*04923	Julie Martin	07/14/2022		
		Refund Check			7.00
Total for Check Number 12850:				0.00	7.00
12851	UB*04961	Nicole Martin	07/14/2022		
		Refund Check			42.48
		Refund Check			16.92
		Refund Check			25.87
		Refund Check			39.25
		Refund Check			24.78
		Refund Check			12.16
Total for Check Number 12851:				0.00	161.46
12852	UB*04952	BCVWD/Kenneth Mc Millian	07/14/2022		
		Refund Check			16.44
		Refund Check			5.11
		Refund Check			9.59
		Refund Check			472.83
		Refund Check			13.22
Total for Check Number 12852:				0.00	517.19
12853	UB*04928	Austin M Mcguire	07/14/2022		
		Refund Check			3.50
		Refund Check			1.75
Total for Check Number 12853:				0.00	5.25
12854	UB*04951	Anthony McMackin	07/14/2022		
		Refund Check			90.43
Total for Check Number 12854:				0.00	90.43
12855	UB*04929	Melissa & David Munton	07/14/2022		
		Refund Check			5.42
Total for Check Number 12855:				0.00	5.42
12856	UB*04944	Harry Nicks	07/14/2022		
		Refund Check			15.14
		Refund Check			11.29
		Refund Check			18.26
		Refund Check			28.49
		Refund Check			25.95
Total for Check Number 12856:				0.00	99.13
12857	UB*04954	Rosa Ortiz	07/14/2022		
		Refund Check			172.44
Total for Check Number 12857:				0.00	172.44

Check No	Vendor No Invoice No	Vendor Name Description	Check Date Reference	Void Checks	Check Amount
12858	UB*04920	Patricia Panter	07/14/2022		
		Refund Check			20.42
		Refund Check			18.33
		Refund Check			31.42
		Refund Check			113.18
		Refund Check			15.60
Total for Check Number 12858:				0.00	198.95
12859	UB*04938	Amanda Pendergraft	07/14/2022		
		Refund Check			5.25
Total for Check Number 12859:				0.00	5.25
12860	UB*04949	Renate Odemer Phillip Argo	07/14/2022		
		Refund Check			293.80
Total for Check Number 12860:				0.00	293.80
12861	UB*04959	Bernabe Pina	07/14/2022		
		Refund Check			23.12
		Refund Check			12.77
		Refund Check			109.64
		Refund Check			21.90
Total for Check Number 12861:				0.00	167.43
12862	UB*04958	Danielle Pino	07/14/2022		
		Refund Check			25.04
		Refund Check			69.74
		Refund Check			14.00
		Refund Check			15.10
		Refund Check			14.60
Total for Check Number 12862:				0.00	138.48
12863	UB*04941	Zheng Qian Wane & Queenie Truong	07/14/2022		
		Refund Check			217.28
Total for Check Number 12863:				0.00	217.28
12864	UB*04927	Eileen Rodriguez	07/14/2022		
		Refund Check			5.25
Total for Check Number 12864:				0.00	5.25
12865	UB*04921	Patrick Safari	07/14/2022		
		Refund Check			7.27
		Refund Check			12.44
		Refund Check			17.20
		Refund Check			7.25
		Refund Check			7.25
Total for Check Number 12865:				0.00	51.41
12866	UB*04955	Amber Smith	07/14/2022		
		Refund Check			14.36
		Refund Check			88.45
		Refund Check			7.65
		Refund Check			19.80
		Refund Check			24.62
Total for Check Number 12866:				0.00	154.88

Check No	Vendor No Invoice No	Vendor Name Description	Check Date Reference	Void Checks	Check Amount
12867	UB*04960	Spruce Ttile	07/14/2022		
		Refund Check			33.74
Total for Check Number 12867:				0.00	33.74
12868	UB*04925	Michelle Steele	07/14/2022		
		Refund Check			2.02
		Refund Check			3.50
Total for Check Number 12868:				0.00	5.52
12869	UB*04946	T.E. Roberts Inc	07/14/2022		
		Refund Check			1,928.33
Total for Check Number 12869:				0.00	1,928.33
12870	UB*04934	Lizette Torres	07/14/2022		
		Refund Check			7.00
Total for Check Number 12870:				0.00	7.00
12871	UB*04942	David Trinh	07/14/2022		
		Refund Check			3.07
		Refund Check			7.26
		Refund Check			1.10
		Refund Check			2.35
		Refund Check			1.78
Total for Check Number 12871:				0.00	15.56
12872	UB*04947	Gloria Vargas	07/14/2022		
		Refund Check			46.16
Total for Check Number 12872:				0.00	46.16
12873	UB*04940	Hector Vasquez	07/14/2022		
		Refund Check			33.69
		Refund Check			9.33
		Refund Check			32.53
		Refund Check			33.69
		Refund Check			19.66
		Refund Check			22.60
		Refund Check			12.98
		Refund Check			12.98
		Refund Check			153.39
		Refund Check			9.33
		Refund Check			32.53
		Refund Check			19.66
Total for Check Number 12873:				0.00	392.37
12874	UB*04953	Lydia Whalen	07/14/2022		
		Refund Check			16.51
		Refund Check			2.26
		Refund Check			8.09
Total for Check Number 12874:				0.00	26.86

Check No	Vendor No Invoice No	Vendor Name Description	Check Date Reference	Void Checks	Check Amount
12875	UB*04957	Stacy Williams	07/14/2022		
		Refund Check			67.84
		Refund Check			4.94
		Refund Check			8.46
		Refund Check			22.56
		Refund Check			13.76
		Refund Check			5.82
Total for Check Number 12875:				0.00	123.38
12876	UB*04945	Jingjing Zheng	07/14/2022		
		Refund Check			19.27
Total for Check Number 12876:				0.00	19.27
12877	UB*04930	William Ziemer	07/14/2022		
		Refund Check			7.00
Total for Check Number 12877:				0.00	7.00
12878	10001	Action True Value Hardware	07/14/2022		
	5527	Screws/Drill Bit - NCRF Fence Repair			14.93
	5527	Degreaser - Unit 32			19.38
	5527	Nuts/Bolts/Washers - Swamp Cooler Repairs			8.49
	5527	Water Lube Line - Well 6			14.86
	5527	Hose Bib - Service Repair			15.08
	5527	Wire/Connect Kit - Aux Tank			44.68
	5527	Motor Oil - Pressure Washer			8.61
Total for Check Number 12878:				0.00	126.03
12879	10319	ACWA Joint Powers Insurance Authority	07/14/2022		
	06302022	2021/2022 4th Qtr Engineering WC Calculation Adj			1.97
	06302022	2021/2022 4th Qtr Operations WC Calculation Adj			2.24
	06302022	2021/2022 4th Qtr Finance WC Calculation Adj			6.69
	06302022	2021/2022 4th Qtr Production WC Calculation Adj			8.13
	06302022	2021/2022 4th Qtr Board WC Calculation Adj			0.07
	06302022	2021/2022 4th Qtr Workers Comp			12,940.45
Total for Check Number 12879:				0.00	12,959.55
12880	10003	All Purpose Rental	07/14/2022		
	49225	3 Brooms/Handles/Braces - Field Staff			109.42
Total for Check Number 12880:				0.00	109.42
12881	10420	Amazon Capital Services, Inc.	07/14/2022		
	11P6-LQYV-VXRQ	Safety Supplies - OSHA Requirements			668.50
	1FV7-PVPL-96QP	Office Supplies			76.18
	1FVH-4FNQ-KJQ4	Portable Road Safety Barriers - Safety Supplies			223.02
	1NK3-149H-74NP	Office Supplies			43.00
	1TY4-KTRT-9KY6	25 Hard Hats w/Sun Shades - PPE for Field Staff			216.13
Total for Check Number 12881:				0.00	1,226.83
12882	10893	Anthem Blue Cross EAP	07/14/2022		
	701082807664	EAP July 2022			75.95
Total for Check Number 12882:				0.00	75.95

Check No	Vendor No Invoice No	Vendor Name Description	Check Date Reference	Void Checks	Check Amount
12883	10695	B-81 Paving Inc	07/14/2022		
	2271	Paver Rental Charge - Main Line Leaks - City of Beaumont			1,500.00
	2281	1 Service Line Leak - City of Beaumont			21,300.00
	2282	2 Main Line Leaks - City of Beaumont			19,155.00
	2286	1 Service Line Leak - City of Beaumont			12,370.00
	2287	2 Main Line Leaks - City of Beaumont			20,046.00
Total for Check Number 12883:				0.00	74,371.00
12884	10272	Babcock Laboratories Inc	07/14/2022		
	06302022	8 Nitrate Samples			141.12
	06302022	3 Zinc Samples			52.92
	06302022	6 Haloacetic Acid Samples			833.52
	06302022	3 Acid Digest Samples			69.45
	06302022	75 Coliform Water Samples			3,473.25
	06302022	3 Chromium Samples			52.92
	06302022	3 Lead Samples			52.92
	06302022	5 Trihalomethane Samples			435.50
Total for Check Number 12884:				0.00	5,111.60
12885	10855	Badger Meter, Inc	07/14/2022		
	1512687	1" Encoder W/ITRON ILC			128,222.50
	1512964	M120 1.5" Meter w/Test Plug HRE 8 Enc W/ITRON ILC			53,228.50
	1512965	M170 2" Meter w/Test Plug HRE 8 Enc W/ITRON ILC			151,281.00
	1512966	M55 1.5" HRE8 Encoder Register Only			523.66
	1512966	M120 1.5" Meter w/Test Plug HRE 8 Enc W/ITRON ILC			2,670.05
	1513599	M170 2" Meter w/Test Plug HRE 8 Enc W/ITRON ILC			37,820.25
	1514715	M55 2.0" HRE8 Encoder Register Only			2,094.66
	1514715	M55 1.5" HRE8 Encoder Register Only			2,094.66
Total for Check Number 12885:				0.00	377,935.28
12886	10283	BCVWD Custodian of Petty Cash	07/14/2022		
	06302022	Copy Paper			94.80
Total for Check Number 12886:				0.00	94.80
12887	10271	Beaumont Ace Home Center	07/14/2022		
	06302022	Small Tools - Transmission & Distribution			355.33
	06302022	Supplies - Maint & Repair - Pipelines & Hydrants			10.55
	06302022	Supplies - Maint & Repair - 560 Magnolia Ave			202.18
	06302022	Supplies - Maint & Repair - Pumping Equip			179.68
	06302022	Supplies - Landscape Maint			38.78
	06302022	Supplies - Meters Maint & Services			141.34
	06302022	Supplies - Maint & Repair - General Buildings			88.00
	06302022	Small Tools - Production			91.58
	06302022	General Supplies			710.57
Total for Check Number 12887:				0.00	1,818.01
12888	10382	Beaumont Power Equipment Inc	07/14/2022		
	956	Power Washer Repair - Unit 8			24.85
Total for Check Number 12888:				0.00	24.85
12889	10335	Beaumont Safe & Lock	07/14/2022		
	72300	Open and Re Key File Cabinet - 560 Magnolia Ave			121.86
Total for Check Number 12889:				0.00	121.86

Check No	Vendor No Invoice No	Vendor Name Description	Check Date Reference	Void Checks	Check Amount
12890	10929	Brent Billingsley (ICS)	07/14/2022		
	1136	(96) 60lb Buckets of Accu-Tab Chlorine Tablets			17,312.00
Total for Check Number 12890:				0.00	17,312.00
12891	10249	CDW Government LLC	07/14/2022		
	Z995624	Firewall Upgrade - 12th/Palm & 851 Chestnut Ave			6,476.57
Total for Check Number 12891:				0.00	6,476.57
12892	10016	City of Beaumont	07/14/2022		
	EP2022-0001	EP0001 - Luis Estrada West of California Ave			490.63
	EP2022-0002	EP0002 - 949 Edgar Ave in Alley			490.63
	EP2022-0073	EP0073 - 809 Oak Valley Pkwy			800.50
	EP2022-0135	EP0135 - 147 W 9th St in Alley			490.63
	EP2022-0140	EP0140 - 1161 Pennsylvania Ave			645.56
	EP2022-0142	EP0142 - North Deodar at Katherine Ct			645.56
Total for Check Number 12892:				0.00	3,563.51
12893	10313	County of Riverside - Auditor Controller	07/14/2022		
	AC0000001960	LAFCO FY2023 Admin Fees			97.46
	AC0000001960	LAFCO FY2023 Fees			3,270.32
Total for Check Number 12893:				0.00	3,367.78
12894	10772	CV Strategies	07/14/2022		
	6837	Strategic Communication Services - June 2022 - Contract			13,997.50
	6838	Strategic Communication Services - June 2022 - Non Contract			1,106.46
Total for Check Number 12894:				0.00	15,103.96
12895	10942	Diamond Environmental Services LP	07/14/2022		
	0004023294	(2) Rental and Service Handicap Restroom - 07/04-07/31/2022			271.10
	0004023295	(1) Rental and Service Portable Restroom - 07/04-07/31/2022			102.06
Total for Check Number 12895:				0.00	373.16
12896	10244	Fiserv Inc	07/14/2022		
	06032022	NSF Fee - 1107527265			40.00
Total for Check Number 12896:				0.00	40.00
12897	10600	Gaucho Pest Control Inc.	07/14/2022		
	07022022	NCR I Rodent Control July 2022			1,000.00
Total for Check Number 12897:				0.00	1,000.00
12898	10174	GFOA	07/14/2022		
	11792	Application Fee - Certificate of Achievement Program			460.00
Total for Check Number 12898:				0.00	460.00
12899	10966	Hazardous Disposal Specialists, Inc	07/14/2022		
	15760	Transportation and Disposal of AMR Meter Batteries			11,099.25
	15760	Shipping Container for Transportation and Disposal of AMR Meter			1,721.81
	15760	Labor for Transportation and Disposal of AMR Meter Batteries			950.00
Total for Check Number 12899:				0.00	13,771.06

Check No	Vendor No Invoice No	Vendor Name Description	Check Date Reference	Void Checks	Check Amount
12900	10398	Infosend, Inc	07/14/2022		
	215282	June 2022 Supply Charges for Utility Billing			671.61
	215282	June 2022 Processing Charges for Utility Billing			929.28
	215283	June 2022 Postage Charges for Utility Billing			4,586.81
Total for Check Number 12900:				0.00	6,187.70
12901	10273	Inland Water Works Supply Co.	07/14/2022		
	S1054174.006	DIP 4 PC 350			3,673.54
	S1054617.003	Materials - 2017 Pipeline Replacement Project			853.96
	S1054617.004	Materials - 2017 Pipeline Replacement Project			383.82
	S1054617.005	Materials - 2017 Pipeline Replacement Project			1,420.69
	S1054617.006	Materials - 2017 Pipeline Replacement Project			1,231.28
	S1054617.007	Materials - 2017 Pipeline Replacement Project			613.93
	S1054617.008	Materials - 2017 Pipeline Replacement Project			873.32
	S1054837.004	Elbow 90 CTS COMP X CTS COMP 2			1,447.40
	S1054912.005	Elbow 90 CTS COMP X CTS COMP 2			1,688.63
	S1054916.005	Elbow 90 CTS COMP X CTS COMP 2			1,447.40
	S1054917.007	Elbow 90 CTS COMP X CTS COMP 2			482.46
	S1055521.003	Materials - Pipeline 6A			1,362.44
	S1055521.004	Materials - Pipeline 6A			702.41
	S1055521.005	Materials - Pipeline 6A			192.54
	S1055861.001	Materials - Pipeline 7			50,970.19
	S1056133.005	Full Circle 1 X 6 IPS			377.41
	S1056133.006	Ball Valve Brass 2 FIP X FIP			2,137.13
	S1056133.007	Meter Flange Cast 1-1/2			667.47
	S1056133.008	Meter Flange Cast 2			706.11
	S1056133.008	Saddle 684 - 760 X 1SS			280.57
	S1056138.002	Full Circle 860 - 900 X 07			1,144.12
	S1056138.002	Full Circle 995 - 1035 X 07			1,074.51
	S1056138.002	Full Circle 795 - 835 X 07			490.34
	S1056138.002	Angle Meter Stop 1 CTS COMP			6,986.79
	S1056138.004	Meter Flange Cast 1-1/2			53.40
	S1056138.005	Ball Valve Brass 2 FIP X FIP			641.14
	S1056138.006	Meter Flange Cast 1-1/2			240.29
	S1056138.007	Saddle 684 - 760 X 1SS			280.57
	S1056138.007	Meter Flange Cast 2			423.66
	S1057140.001	10" Bolt & Nut Sets			51.47
	S1057140.001	10" Non ASB Ring Gaskets 1/16			21.32
	S1057140.001	10" DI MJ X FLG Adapter			528.72
	S1057140.001	10" Spools-Adapters			1,379.21
	S1057164.001	Tee Brass 1			924.06
	S1057164.001	Elbow Brass 1 - 90			862.33
	S1057358.001	8" X 12" MJ Sleeve			365.89
Total for Check Number 12901:				0.00	86,980.52
12902	10809	Inner-City Auto Repair & Tires	07/14/2022		
	2920	Oil/Oil Filter/Air Filter - Unit 17/OD 83,481			133.22
	2967	Labor - Oil/Oil Filter/Fuel Filter - Unit 5/OD 85,481			220.00
	2967	Oil/Oil Filter/Fuel Filter - Unit 5/OD 85,481			224.87
Total for Check Number 12902:				0.00	578.09
12903	10026	McCrometer Inc	07/14/2022		
	580815	Short Paid $0.01 on check #12792			0.01
	581571	Prop Retest for Hydrant Meter Repair			202.28
Total for Check Number 12903:				0.00	202.29

Check No	Vendor No Invoice No	Vendor Name Description	Check Date Reference	Void Checks	Check Amount
12904	10797	Raftelis Financial Consultants, Inc	07/14/2022		
	24180	Professional Services Financial Planning - June 2022			2,210.00
Total for Check Number 12904:				0.00	2,210.00
12905	10223	Richards, Watson & Gershon	07/14/2022		
	237509	Legal Services May 2022 Board Approval 07/13/2022			3,712.50
Total for Check Number 12905:				0.00	3,712.50
12906	10689	Safety Compliance Company	07/14/2022		
	211401	Safety Meeting - PPE - 06/21/2022			250.00
	211709	Onsite Inspection - 6/29/2022			300.00
Total for Check Number 12906:				0.00	550.00
12907	10685	Shred-it US JV LLC	07/14/2022		
	8001837724	Document Shredding for Obsolete Records - 560 Magnolia Ave			427.13
Total for Check Number 12907:				0.00	427.13
12908	11016	Jordan Smith	07/14/2022		
	06232022	Boot Reimbursement - J Smith			130.49
Total for Check Number 12908:				0.00	130.49
12909	11074	UMass Global	07/14/2022		
	10979	Leadership Training - W Clayton			800.00
	10979	Leadership Training - L Lopez			800.00
Total for Check Number 12909:				0.00	1,600.00
12910	10255	Unlimited Services Building Maintenance	07/14/2022		
	0455088-IN	July 2022 Janitorial Services for 815 E 12th St			150.00
	0455089-IN	July 2022 Janitorial Services for 560 Magnolia Ave			845.00
	0455240-IN	July 2022 Janitorial Services for 851 E 6th St			160.00
Total for Check Number 12910:				0.00	1,155.00
12911	10778	Urban Habitat	07/14/2022		
	7291	Landscape Contract Service - June 2022			5,140.50
	7332	Non Contract Landscape Services - June 2022			2,500.00
Total for Check Number 12911:				0.00	7,640.50
12912	10934	USAFact, Inc	07/14/2022		
	2063146	5 Pre-Employment Background Checks			122.58
Total for Check Number 12912:				0.00	122.58
Total for 7/14/2022:				0.00	656,780.70
ACH	10085	CalPERS Retirement System	07/21/2022		
	1002156345	PR Batch 00004.07.2022 CalPERS 7% EE Deduction			1,543.31
	1002156345	PR Batch 00004.07.2022 CalPERS ER Paid Classic			9,552.80
	1002156345	PR Batch 00004.07.2022 CalPERS 7.5% EE PEPRA			5,163.95
	1002156345	PR Batch 00004.07.2022 CalPERS 1% ER Paid			220.47
	1002156345	PR Batch 00004.07.2022 CalPERS 8% EE Paid			2,049.64
	1002156345	PR Batch 00004.07.2022 CalPERS 7.5% EE PEPRA-Final			54.97
	1002156345	PR Batch 00004.07.2022 CalPERS 8% ER Paid			993.02
	1002156345	PR Batch 00004.07.2022 CalPERS ER PEPRA-Final			60.02
	1002156345	PR Batch 00004.07.2022 CalPERS ER PEPRA			5,639.05
Total for this ACH Check for Vendor 10085:				0.00	25,277.23

Check No	Vendor No Invoice No	Vendor Name Description	Check Date Reference	Void Checks	Check Amount
ACH	10087	EDD	07/21/2022		
	1-104-543-072	PR Batch 00004.07.2022 State Income Tax			5,942.24
	1-104-543-072	PR Batch 00004.07.2022 CA SDI			1,498.06
Total for this ACH Check for Vendor 10087:				0.00	7,440.30
ACH	10094	U.S. Treasury	07/21/2022		
	270260292996776	PR Batch 00004.07.2022 Medicare Employer Portion			2,137.40
	270260292996776	PR Batch 00004.07.2022 Medicare Employee Portion			2,137.40
	270260292996776	PR Batch 00004.07.2022 FICA Employee Portion			9,139.14
	270260292996776	PR Batch 00004.07.2022 Federal Income Tax			15,110.31
	270260292996776	PR Batch 00004.07.2022 FICA Employer Portion			9,139.14
Total for this ACH Check for Vendor 10094:				0.00	37,663.39
ACH	10141	Ca State Disbursement Unit	07/21/2022		
	40511114	PR Batch 00004.07.2022 Garnishment			288.46
Total for this ACH Check for Vendor 10141:				0.00	288.46
ACH	10203	Voya Financial	07/21/2022		
	VB1450PP15 2022	PR Batch 00004.07.2022 Deferred Comp			350.00
Total for this ACH Check for Vendor 10203:				0.00	350.00
ACH	10264	CalPERS Supplemental Income Plans	07/21/2022		
	1002156359	PR Batch 00004.07.2022 CalPERS 457 %			90.60
	1002156359	PR Batch 00004.07.2022 ROTH % Deduction			79.72
	1002156359	PR Batch 00004.07.2022 457 Catch-Up			417.49
	1002156359	PR Batch 00004.07.2022 457 Loan Repayment			180.60
	1002156359	PR Batch 00004.07.2022 CalPERS 457			1,998.29
	1002156359	PR Batch 00004.07.2022 ROTH-Post-Tax			75.00
	1002156359	PR Batch 00004.07.2022 100% Contribution			240.11
	1002156359	PR Batch 00004.07.2022 CalPERS 457 Final Pay 07.07.22			50.00
Total for this ACH Check for Vendor 10264:				0.00	3,131.81
ACH	10895	Basic Pacific	07/21/2022		
	30515613	PR Batch 00004.07.2022 Flexible Spending Account (PT)			189.89
Total for this ACH Check for Vendor 10895:				0.00	189.89
ACH	10984	MidAmerica Administrative & Retirement Solutions	07/21/2022		
	1658242105947	PR Batch 00004.07.2022 401(a) Deferred Comp			1,043.60
Total for this ACH Check for Vendor 10984:				0.00	1,043.60
ACH	10138	ARCO Business Solutions	07/21/2022		
	HW201 Jul 2022	ARCO Fuel Charges 07/12-07/18/2022			3,908.04
Total for this ACH Check for Vendor 10138:				0.00	3,908.04
2014	10387	Franchise Tax Board	07/21/2022		
	PP 15 2022	PR Batch 00004.07.2022 Garnishment FTB			109.03
Total for Check Number 2014:				0.00	109.03

Check No	Vendor No Invoice No	Vendor Name Description	Check Date Reference	Void Checks	Check Amount
12913	UB*04965	Chad Agre	07/21/2022		
		Refund Check			5.06
		Refund Check			4.12
		Refund Check			30.11
		Refund Check			14.01
		Refund Check			1.55
Total for Check Number 12913:				0.00	54.85
12914	UB*04993	Kenneth Mc Millian and Autumn Cobbs	07/21/2022		
		Refund Check			140.79
		Refund Check			54.35
		Refund Check			74.93
		Refund Check			28.96
		Refund Check			93.16
Total for Check Number 12914:				0.00	392.19
12915	UB*04969	Jose & Maria Baeza	07/21/2022		
		Refund Check			41.56
Total for Check Number 12915:				0.00	41.56
12916	UB*04987	Deborah Baldi	07/21/2022		
		Refund Check			5.25
Total for Check Number 12916:				0.00	5.25
12917	UB*04976	Paula Ballenger	07/21/2022		
		Refund Check			44.68
Total for Check Number 12917:				0.00	44.68
12918	UB*04980	Ricky Bard	07/21/2022		
		Refund Check			0.08
		Refund Check			0.14
		Refund Check			0.10
		Refund Check			0.07
		Refund Check			0.13
		Refund Check			0.05
Total for Check Number 12918:				0.00	0.57
12919	UB*04972	Beverlee Berry	07/21/2022		
		Refund Check			60.00
Total for Check Number 12919:				0.00	60.00
12920	UB*04981	Hans Bolowich	07/21/2022		
		Refund Check			5.25
Total for Check Number 12920:				0.00	5.25
12921	AR-Brot	Brother Superior Inc	07/21/2022		
	AR 727	AR Refund - Fire Flow			500.00
Total for Check Number 12921:				0.00	500.00
12922	UB*04986	Jeanne Burke	07/21/2022		
		Refund Check			3.50
		Refund Check			1.75
Total for Check Number 12922:				0.00	5.25

Check No	Vendor No Invoice No	Vendor Name Description	Check Date Reference	Void Checks	Check Amount
12923	UB*04977	David & Ling Bushlow	07/21/2022		
		Refund Check			15.85
		Refund Check			38.64
		Refund Check			18.05
		Refund Check			29.78
		Refund Check			11.50
		Refund Check			28.09
Total for Check Number 12923:				0.00	141.91
12924	UB*04975	Danielle Caver	07/21/2022		
		Refund Check			31.04
Total for Check Number 12924:				0.00	31.04
12925	UB*04970	Larry Cook	07/21/2022		
		Refund Check			7.38
Total for Check Number 12925:				0.00	7.38
12926	UB*04962	Jako Crawford	07/21/2022		
		Refund Check			14.88
		Refund Check			14.09
		Refund Check			89.12
		Refund Check			8.22
Total for Check Number 12926:				0.00	126.31
12927	UB*04968	Ray Curtis	07/21/2022		
		Refund Check			29.64
Total for Check Number 12927:				0.00	29.64
12928	UB*04983	Tonya Dycus	07/21/2022		
		Refund Check			3.05
		Refund Check			0.69
		Refund Check			0.50
		Refund Check			0.31
		Refund Check			0.70
Total for Check Number 12928:				0.00	5.25
12929	UB*04963	Michael and Julissa Evans	07/21/2022		
		Refund Check			202.25
Total for Check Number 12929:				0.00	202.25
12930	UB*04992	Charles Ferrell	07/21/2022		
		Refund Check			1.75
		Refund Check			4.01
		Refund Check			1.75
Total for Check Number 12930:				0.00	7.51
12931	UB*04991	Kathleen Gibson	07/21/2022		
		Refund Check			52.47
Total for Check Number 12931:				0.00	52.47

Check No	Vendor No Invoice No	Vendor Name Description	Check Date Reference	Void Checks	Check Amount
12932	UB*04984	Mark Griffith	07/21/2022		
		Refund Check			5.25
Total for Check Number 12932:				0.00	5.25
12933	UB*04978	Mitchel Hino	07/21/2022		
		Refund Check			1.75
Total for Check Number 12933:				0.00	1.75
12934	AR-Huiz	BCVWD/ Joshua Huizar	07/21/2022		
	07212022	AR Refund - Misapplied UB Payment			4,862.00
Total for Check Number 12934:				0.00	4,862.00
12935	UB*04988	Amanda Iler	07/21/2022		
		Refund Check			3.29
Total for Check Number 12935:				0.00	3.29
12936	UB*04990	Glenn Jacklin	07/21/2022		
		Refund Check			5.00
Total for Check Number 12936:				0.00	5.00
12937	UB*04966	Jennifer Johnson	07/21/2022		
		Refund Check			85.64
Total for Check Number 12937:				0.00	85.64
12938	UB*04964	Emmy Mead	07/21/2022		
		Refund Check			3.07
		Refund Check			2.91
		Refund Check			73.08
		Refund Check			1.69
Total for Check Number 12938:				0.00	80.75
12939	UB*04971	Glenda Miranda	07/21/2022		
		Refund Check			81.91
Total for Check Number 12939:				0.00	81.91
12940	UB*04979	Timothy Neades	07/21/2022		
		Refund Check			5.25
Total for Check Number 12940:				0.00	5.25
12941	UB*04989	Sarah Nesbit	07/21/2022		
		Refund Check			5.25
Total for Check Number 12941:				0.00	5.25
12942	UB*04973	Ronald Partain	07/21/2022		
		Refund Check			84.15
Total for Check Number 12942:				0.00	84.15
12943	UB*04985	Gabriela Reyna	07/21/2022		
		Refund Check			7.00
Total for Check Number 12943:				0.00	7.00

Check No	Vendor No Invoice No	Vendor Name Description	Check Date Reference	Void Checks	Check Amount
12944	10095	Riverside County Dept of Waste Resources	07/21/2022		
	202112000339	Reissue Check			14.75
Total for Check Number 12944:				0.00	14.75
12945	UB*04974	Mohab Suliman	07/21/2022		
		Refund Check			156.19
Total for Check Number 12945:				0.00	156.19
12946	UB*04982	Parker Tormey	07/21/2022		
		Refund Check			0.02
		Refund Check			0.04
		Refund Check			0.03
		Refund Check			0.25
Total for Check Number 12946:				0.00	0.34
12947	UB*04967	Duong Tran	07/21/2022		
		Refund Check			8.62
Total for Check Number 12947:				0.00	8.62
12948	10792	A-1 Financial Services	07/21/2022		
	08012022	August 2022 Rent - 851 E. 6th St Eng Office			2,317.96
Total for Check Number 12948:				0.00	2,317.96
12949	10970	AB Fence Company	07/21/2022		
	2022-50	Materials - NCRF Vinyl Fence Repair			344.80
Total for Check Number 12949:				0.00	344.80
12950	10319	ACWA Joint Powers Insurance Authority	07/21/2022		
	0008963	Prepaid Property Insurance - Aug 2022 - June 2023			65,668.90
	0008963	Property Insurance July 2022			5,969.91
Total for Check Number 12950:				0.00	71,638.81
12951	10420	Amazon Capital Services, Inc.	07/21/2022		
	1M99-J9YN-LQ1C	Office Supplies			28.00
Total for Check Number 12951:				0.00	28.00
12952	10695	B-81 Paving Inc	07/21/2022		
	2288	2 Service Line Repairs - City of Beaumont			15,261.00
	2289	5 Main Line Repairs - County of Riverside			11,253.00
	2290	6 Service Line Repairs - City of Beaumont - Non Moratorium			10,708.50
Total for Check Number 12952:				0.00	37,222.50
12953	10305	Beaumont Basin Watermaster	07/21/2022		
	B-243	BCVWD's Cost for BBWM Admin & Technical Support Services			17,546.00
Total for Check Number 12953:				0.00	17,546.00
12954	10774	Jesus Camacho	07/21/2022		
	705664	(24) Truck Washes June 2022			250.00
	705666	(25) Truck Washes June 2022			265.00
Total for Check Number 12954:				0.00	515.00

Check No	Vendor No Invoice No	Vendor Name Description	Check Date Reference	Void Checks	Check Amount
12955	10614	Cherry Valley Automotive	07/21/2022		
	38574	1 Tire/Valve Stem - Unit 47/OD 1,963			222.93
	38574	Labor - 1 Tire/Valve Stem - Unit 47/OD 1,963			20.00
Total for Check Number 12955:				0.00	242.93
12956	10016	City of Beaumont	07/21/2022		
	EP2022-0098	EP0098 - 1122 Orange Ave - Additional Inspection Hours			300.00
Total for Check Number 12956:				0.00	300.00
12957	10266	Cozad & Fox Inc.	07/21/2022		
	18134	Design Services - B Line Pipeline Replacement Project - May 2022			8,701.80
	18158	Design Services - 2020/2021 Pipeline Replcmnt Project - Jun 2022			3,928.50
	18170	Design Services - B Line Pipeline Replacement Project - Jun 2022			12,634.90
	18177	Design Services - 2020/2021 Pipeline Replcmnt Project - Jul 2022			17,880.00
Total for Check Number 12957:				0.00	43,145.20
12958	10809	Inner-City Auto Repair & Tires	07/21/2022		
	3044	Labor - Brk Pds/Rotors/Air Filter/Oil/Filter - Unit 37/OD 48,591			532.50
	3044	Brake Pads/Rotors/Air Filter/Oil/Filter - Unit 37/OD 48,591			898.93
	3049	Air Filter/Oil/Filter - Unit 38/OD 41,481			225.54
	3049	Labor - Air Filter/Oil/Filter - Unit 38/OD 41,481			82.50
Total for Check Number 12958:				0.00	1,739.47
12959	10894	Liberty Dental Plan	07/21/2022		
	0001565928	Term EE Pending Credit			34.50
	0001565928	Liberty Dental - Aug 2022			257.41
Total for Check Number 12959:				0.00	291.91
12960	10562	Lorena Lopez	07/21/2022		
	07142022	Postage			9.77
Total for Check Number 12960:				0.00	9.77
12961	11084	Adam Nelson	07/21/2022		
	760991	Boot Reimbursement - A Nelson			173.18
Total for Check Number 12961:				0.00	173.18
12962	10282	Rancho Paseo Medical Group	07/21/2022		
	05312022	Pre-Employment Testing - May 2022			140.00
Total for Check Number 12962:				0.00	140.00
12963	10867	Recycled Aggregate Materials Co, Inc.	07/21/2022		
	389945	Class II Base - District Repairs			240.00
	389945	Class II Base - District Repairs			240.00
Total for Check Number 12963:				0.00	480.00
12964	10491	Rogers, Anderson, Malody & Scott, LLP	07/21/2022		
	70971	2021 Audit Services - June 2022 - Non Contract Additional Work			1,955.00
	70971	2021 Audit Services - June 2022			3,845.00
Total for Check Number 12964:				0.00	5,800.00

Check No	Vendor No Invoice No	Vendor Name Description	Check Date Reference	Void Checks	Check Amount
12965	10689	Safety Compliance Company	07/21/2022		
	212031	Safety Meeting - GHS/SDS - 07/6/2022			250.00
Total for Check Number 12965:				0.00	250.00
12966	10016	City of Beaumont	07/21/2022		
	261701 May-Jun	Monthly Sewer Charges 05/01-07/01/2022			70.20
Total for Check Number 12966:				0.00	70.20
Total for 7/21/2022:				0.00	268,777.98
ACH	10781	Umpqua Bank	07/22/2022		
	10034	US Postal Service			
		400 Postage Stamps			232.00
		Annual PO Box Renewal Fee			484.00
	10037	Waste Management Of Inland Empire			
		Organics Cart Charges - 815 E 12th June 2022			54.50
		Recycling Dumpster Charges - 815 E 12th June 2022			97.59
		Yard Dumpsters - 815 E 12th June 2022			322.20
		Monthly Sanitation - 560 Magnolia June 2022			118.50
		Recycling Dumpster Charges - 560 Magnolia June 2022			97.59
	10116	Verizon Wireless Services LLC			
		Cell Phone/iPad Charges for May 2022			2,455.23
	10135	Big Time Design			
		Uniforms - Field Staff			478.41
		Uniforms - Field Staff			202.57
	10174	GFOA			
		Annual Membership Dues - S Molina			150.00
	10224	Legal Shield			
		Monthly Prepaid Legal for Employees Jun 2022			123.55
	10233	Pro-Pipe & Supply			
		1 Brass 90 Elbow LF			365.82
		1 BR Tee LF			236.18
	10284	Underground Service Alert of Southern California			
		148 New Ticket Charges May 2022			244.20
		Monthly Maintenance Fee			10.00
	10303	Grainger Inc			
		Parts - Water Heater Repair - 13695 Oak Glen Rd			3.78
	10393	Alaska Airlines			
		WateReuse Conf - Flight - J Bean			153.19
	10397	Wal-Mart			
		Shade Canopy - Heat Stress			48.46
	10420	Amazon Capital Services, Inc.			
		Disputed Charge Refund			-8.07
		Disputed Charge Refund			-9.99
		IT Supplies			100.09
	10424	Top-Line Industrial Supply, LLC			
		Pump Hoses			153.73
		Annual Membership Dues - R Rasha			130.00
	10457	Jon's Flags & Poles Inc			
		2 US Flags/2 State Flags - 560 Magnolia Ave			568.92
	10515	Springbrook Holding Company, LLC			
		Springbrook Conf Registration - L Lopez - 9/14-9/16/2022			695.00
	10546	Frontier Communications			
		05/25-06/24/2022 Jun 2022 FIOS/FAX 851 E 6th St			438.58
		06/10-07/09/2022 Jun 2022 FIOS/FAX 12th/Palm			550.33
		05/25-06/24/2022 Jun 2022 FIOS/FAX 560 Magnolia Ave			499.48
	10572	Southwest Airlines			
		Flight - Springbrook Conf - L Lopez - 09/14-09/16/2022			117.95
	10623	WP Engine			
		Web Host for BCVWD Website June 2022			115.00
	10630	FMB Truck Outfitters, Inc			
		Light Kit - Unit 49			2,901.56

Check No	Vendor No Invoice No	Vendor Name Description	Check Date Reference	Void Checks	Check Amount
	10652	Society for Human Resource Management			
		Annual Membership Dues - S Foley			229.00
	10692	MMSoft Design			
		Network Monitoring Software June 2022			236.01
	10761	BLS*Spamtitan			
		Monthly Web Filter License June 2022			71.88
	10784	Autodesk, Inc			
		Auto CAD Software 851 E 6th St - Jun 2022			235.00
		Auto CAD Software 851 E 6th St - Jun 2022			960.00
	10790	Microsoft			
		Monthly Microsoft Office License - June 2022			1,056.00
		Monthly Microsoft Exchange - June 2022			320.61
		Monthly Microsoft Exchange - June 2022			16.40
	10793	WateReuse Association			
		Conf Registration - J Bean - 09/11-09/13/2022			575.00
	10815	BIA/Baldy View Chapter			
		BIA Conference Registration - L Williams			99.00
	10892	Zoom Video Communications, Inc.			
		(10) Video Conferences July 2022			205.90
	10918	Apple.com			
		Cloud Storage - iPads			9.99
	10926	SSD Alarm			
		Alarm Equip/Rent/Service/Monitor - 815 12th St			125.00
		Alarm Equip/Rent/Service/Monitor - 11083 Cherry Ave			59.50
		Alarm Equip/Rent/Service/Monitor - 560 Magnolia Ave			362.13
		Alarm Equip/Rent/Service/Monitor - 851 E. 6th St			77.69
	10978	Nextiva, Inc.			
		Monthly Phone Service June 2022			2,602.25
	10999	Backblaze			
		Offsite Backup Storage - July 2022			57.64
	11010	Water ISAC			
		Annual Membership Dues - R Rasha			550.00
	11023	Dominos Pizza			
		Lunch - OSHA Training Day 1			111.75
	11027	Urban Water Institute, Inc			
		Conference Registration - L Williams - Pending Refund			575.00
		Conference Registration - A Ramirez - 08/24-08/26/2022			575.00
	11054	MyMedic			
		24 Portable Trauma Kits			2,346.99
	11063	Juan Pollo			
		Lunch - OSHA Training Day 2			172.40
	11077	Builder's Book, Inc.			
		25 OSHA Pocket Guides - Field Staff			349.77
	11078	Don's Lock & Key			
		Vault Room Maintenance			500.00
	11079	DOT Physicals on the Go			
		DOT Physical - J Herrera			93.46
	11080	Global Industrial			
		10 OSHA Hard Hats - Safety Supplies			246.85
	11081	Just4You			
		District Banner - Public Outreach			68.04
	11082	Mission Bay Resort San Diego			
		Hotel - Urban Water Inst Conf - A Ramirez - 08/24-08/26/2022			498.12
		Hotel - Urban Water Inst Conf - L Williams - Pending Refund			498.12
	11083	Virgin Hotels			
		Hotel - Springbrook Conf - L Lopez - 09/14-09/16/2022			123.58
Total for this ACH Check for Vendor 10781:				0.00	26,138.43
Total for 7/22/2022:				0.00	26,138.43

Check No	Vendor No Invoice No	Vendor Name Description	Check Date Reference	Void Checks	Check Amount
ACH	10502	Financial Reporting/Accounting CalPERS	07/28/2022		
	100000016849931	Prepaid 2022/2023 Annual Unfunded Accrued Liability Classic 3922			222,823.00
	100000016849941	Prepaid 2022/2023 Annual Unfunded Accrued Liability PEPRA			8,007.00
Total for this ACH Check for Vendor 10502:				0.00	230,830.00
Total for 7/28/2022:				0.00	230,830.00
			Report Total (222 checks):	0.00	1,627,233.29

Beaumont-Cherry Valley Water District
Finance and Audit Committee Meeting
August 4, 2022

Item 4d

STAFF REPORT

TO: Finance and Audit Committee

FROM: Finance and Administrative Services

SUBJECT: **July 2022 Invoices Pending Approval**

Staff Recommendation

Approve the pending invoice totaling $8,093.10.

Background

Staff has reviewed the pending invoice and found the services rendered were acceptable to the District.

Fiscal Impact

There is a $8,093.10. impact to the District which will be paid from the 2022 budget.

Attachment(s)

- Richards Watson Gershon Invoice #237903

Staff Report prepared by William Clayton, Finance Manager

T 213.626.8484
F 213.626.0078
Fed. I.D. No. 95-3292015

350 South Grand Avenue
37th Floor
Los Angeles, CA 90071

CONFIDENTIAL

This material is subject to the attorney-client privilege and/or attorney work product protection, or otherwise is privileged or confidential. Do not disclose the contents hereof. Do not file with publicly-accessible records.

DAN JAGGERS, GENERAL MANAGER
BEAUMONT- CHERRY VALLEY WATER DISTRICT
560 MAGNOLIA AVENUE
BEAUMONT, CA 92223-2258

July 11, 2022
Invoice # 237903

Re: [redacted] GENERAL COUNSEL SERVICES

For professional services rendered through June 30, 2022:

Current Legal Fees	$8,092.50
Current Client Costs Advanced	$0.60
TOTAL CURRENT FEES AND COSTS	**$8,093.10**
Balance Due From Previous Statement	$3,712.50
TOTAL BALANCE DUE FOR THIS MATTER	**$11,805.60**

TERMS: PAYMENT DUE UPON RECEIPT

PLEASE RETURN THIS PAGE WITH YOUR REMITTANCE TO

RICHARDS, WATSON & GERSHON
350 South Grand Avenue, 37th Floor
Los Angeles, CA 90071

RICHARDS WATSON GERSHON

Payroll

Timecard Proof List

Date Range: 06/01/2022 to 06/30/2022

Beaumont-Cherry Valley Water District
560 Magnolia Avenue
Beaumont CA 92223
(951) 845-9581
www.bcvwd.org

Pay		Date	Per Diem	Reimbursment	Reimbursement Cost	# of Meetings YTD
Employee No: 170 Slawson, Daniel						
Cherry Festival Booth - Public Outreach		6/4/2022	260.00			
Cherry Festival Booth - Public Outreach		6/5/2022	260.00			
Regular Board Meeting		6/8/2022	260.00			
San Gorgonio Pass Water Agency Meeting		6/13/2022	260.00			
Riverside County Water Task Force		6/17/2022	260.00			
Engineering Workshop		6/23/2022	260.00			
San Gorgonio Pass Water Agency Meeting		6/27/2022	260.00			
Employee No: 170	**Total Meetings for June**	**7**	**1,820.00**	**Total Reimbursements**	**0.00**	**41**
Employee No: 178 Hoffman, David						
Finance & Audit Committee		6/2/2022	260.00			
Regular Board Meeting		6/8/2022	260.00			
Riverside County Water Task Force		6/17/2022	260.00			
Engineering Workshop		6/23/2022	260.00			
Employee No: 178	**Total Meetings for June**	**4**	**1,040.00**	**Total Reimbursements**	**0.00**	**32**
Employee No: 179 Covington, John						
Personnel Committee		6/21/2022	260.00			
Engineering Workshop		6/23/2022	260.00			
Employee No: 179	**Total Meetings for June**	**2**	**520.00**	**Total Reimbursements**	**0.00**	**36**
Employee No: 193 Ramirez, Andy						
Regular Board Meeting		6/8/2022	260.00			
Ad Hoc Communications Committee		6/13/2022	260.00			
Personnel Committee		6/21/2022	260.00			
Riverside County Water Task Force		6/25/2022	260.00			
Calif. Water Boards 7th Annual Water Data Science Symposium		6/28/2022	260.00			
Calif. Water Boards 7th Annual Water Data Science Symposium		6/29/2022	260.00			
Yuba Water: Multi-benefit Floodplain Habitat Restoration		6/30/2022	260.00			
Employee No: 193	**Total Meetings for June**	**7**	**1,820.00**	**Total Reimbursements**	**0.00**	**44**
Employee No: 214 Williams, Lona						
Finance & Audit Committee		6/2/2022	260.00			
Regular Board Meeting		6/8/2022	260.00			
Ad Hoc Communications Committee		6/13/2022	260.00			
Engineering Workshop		6/23/2022	260.00			
Employee No: 214	**Total Meetings for June**	**4**	**1,040.00**	**Total Reimbursements**	**0.00**	**43**

Beaumont-Cherry Valley Water District
Finance & Audit Committee Meeting
June 2, 2022
Sign-In Sheet

By signing this document, I am verifying that I have attended the meeting and am authorized to receive per diem for my attendance in accordance with District Policy.

Name	Signature
Secretary David Hoffman Employee #178	David Hoffman
President Lona Williams Employee #214	Via zoom
Alternate Covington (Alternate) Employee #179	

The stipend for this meeting will be paid on 05/12/2022

Beaumont-Cherry Valley Water District
Regular Board Meeting
June 8, 2022
Sign-In Sheet

By signing this document, I am verifying that I have attended the meeting and am authorized to receive per diem for my attendance in accordance with District Policy.

Name	Signature
President Lona Williams Employee #214	
VP Andy Ramirez Employee #193	
Secretary David Hoffman Employee #178	
Treasurer John Covington Employee #179	
Director Daniel Slawson Employee #170	

The stipend for this meeting will be paid on 06/23/2022

Beaumont-Cherry Valley Water District

Personnel Committee Meeting
June 21, 2022
Sign-In Sheet

By signing this document I am verifying that I have attended the meeting and am authorized to receive per diem for my attendance in accordance with District Policy.

Name	Signature
John Covington Employee #179	
Andy Ramirez Employee #193	
David Hoffman (Alternate) Employee #178	

The stipend for this meeting will be paid on 7/07/2022

Beaumont-Cherry Valley Water District
Engineering Workshop Meeting
June 23, 2022
Sign-In Sheet

By signing this document, I am verifying that I have attended the meeting and am authorized to receive per diem for my attendance in accordance with District Policy.

Name	**Signature**
President Lona Williams Employee #214	
VP Andy Ramirez Employee #193	
Secretary David Hoffman Employee #178	
Treasurer John Covington Employee #179	
Director Daniel Slawson Employee #170	

The stipend for this meeting will be paid on 07/07/2022

Beaumont-Cherry Valley Water District

Record of Board Member Expenses/Claim Form for Reimbursement

(Conferences, Meetings, Travels)

Name	Director Daniel Slawson	Division 3	Member ID- Director #
Email (optional)		Department- Board of Directors (110)	

BCVWD Meeting Type	Attended	Date	Location of Meeting	Amount
Regular Board Meeting (including Engineering Workshop)	☐			$260 *per diem per day*
Finance & Audit Committee Meeting	☐			$260 *per diem per day*
Personnel Committee Meeting	☐			$260 *per diem per day*
Ad Hoc Communications Meeting	☐			$260 *per diem per day*
Collaborative Agency Meeting (BCV-Parks Admin)	☐			$260 *per diem per day*
San Gorgonio Pass Water Alliance Meeting	☐			$260 *per diem per day*
Special Board Meeting	☐			$260 *per diem per day*
Director Training: _____	☐			$260 *per diem per day*
Other: Cherry Festival booth	✓	6-4-22	Cherry Festival in Beaumont	$260 *per diem per day*
Other: _____	☐			$260 *per diem per day*

Is this request to be paid on a meeting not listed under the current Policy? ☐ **Yes** ☐ **No**

Expenses	Dates	Details				Amount
Transportation		☐ Taxi/Rental	☐ Air	☐ Other		$
		☐ Taxi/Rental	☐ Air	☐ Other		$
Own Car		Mileage at $0.575 per mile (2020)			miles	$
Lodging		Location:				$
		Location:				$
Meals		Not to exceed $50/day; please attached receipts for each				$
Conference fees		Purpose				$
		Purpose				$
Other		Purpose				$
		Purpose				$
					Subtotal	$
					Less amount paid by company	$
Director Signature						Date 6-6-22
Approver Signature						Date

Please attach origial receipts for all listed expenses, sign the form and send to the Accounting Department. See information at the back of this form for approved Per Diems and Expenses for Board Members

S:\~Payroll\L2_ Payroll\Forms and Letters\Board Reimbursement Form (fillable-2020).pdf

Beaumont-Cherry Valley Water District

Record of Board Member Expenses/Claim Form for Reimbursement

(Conferences, Meetings, Travels)

Name	Director Daniel Slawson	Division 3	Member ID- Director #
Email (optional)		Department- Board of Directors (110)	

BCVWD Meeting Type	Attended	Date	Location of Meeting	Amount
Regular Board Meeting (including Engineering Workshop)	☐			$260 *per diem per day*
Finance & Audit Committee Meeting	☐			$260 *per diem per day*
Personnel Committee Meeting	☐			$260 *per diem per day*
Ad Hoc Communications Meeting	☐			$260 *per diem per day*
Collaborative Agency Meeting (BCV-Parks Admin)	☐			$260 *per diem per day*
San Gorgonio Pass Water Alliance Meeting	☐			$260 *per diem per day*
Special Board Meeting	☐			$260 *per diem per day*
Director Training: _____	☐			$260 *per diem per day*
Other: Cherry Festival booth	✓	6-5-22	Cherry Festival in Beaumont	$260 *per diem per day*
Other: _____	☐			$260 *per diem per day*

Is this request to be paid on a meeting not listed under the current Policy? ☐ Yes ☐ No

Expenses	Dates	Details				Amount
Transportation		☐ Taxi/Rental	☐ Air	☐ Other		$
		☐ Taxi/Rental	☐ Air	☐ Other		$
Own Car		Mileage at $0.575 per mile (2020)			miles	$
Lodging		Location:				$
		Location:				$
Meals		Not to exceed $50/day; please attached receipts for each				$
Conference fees		Purpose				$
		Purpose				$
Other		Purpose				$
		Purpose				$
					Subtotal	$
					Less amount paid by company	$
Director Signature						Date 6-6-22
Approver Signature						Date

Please attach origial receipts for all listed expenses, sign the form and send to the Accounting Department. See information at the back of this form for approved Per Diems and Expenses for Board Members

S:\~Payroll\L2_ Payroll\Forms and Letters\Board Reimbursement Form (fillable-2020).pdf

Beaumont-Cherry Valley Water District

Record of Board Member Expenses/Claim Form for Reimbursement

(Conferences, Meetings, Travels)

Name	Director Daniel Slawson	Division 3	Member ID- Director #
Email (optional)		Department- Board of Directors (110)	

BCVWD Meeting Type	Attended	Date	Location of Meeting	Amount
Regular Board Meeting (including Engineering Workshop)	☐			$260 *per diem per day*
Finance & Audit Committee Meeting	☐			$260 *per diem per day*
Personnel Committee Meeting	☐			$260 *per diem per day*
Ad Hoc Communications Meeting	☐			$260 *per diem per day*
Collaborative Agency Meeting (BCV-Parks Admin)	☐			$260 *per diem per day*
San Gorgonio Pass Water Alliance Meeting	☐			$260 *per diem per day*
Special Board Meeting	☐			$260 *per diem per day*
Director Training: _____	☐			$260 *per diem per day*
Other: Cherry Festival booth	✓	6-5-22	Cherry Festival in Beaumont	$260 *per diem per day*
Other: _____	☐			$260 *per diem per day*

Is this request to be paid on a meeting not listed under the current Policy? ☐ Yes ☐ No

Expenses	Dates	Details				Amount
Transportation		☐ Taxi/Rental	☐ Air	☐ Other		$
		☐ Taxi/Rental	☐ Air	☐ Other		$
Own Car		Mileage at $0.575 per mile (2020)			miles	$
Lodging		Location:				$
		Location:				$
Meals		Not to exceed $50/day; please attached receipts for each				$
Conference fees		Purpose				$
		Purpose				$
Other		Purpose				$
		Purpose				$
					Subtotal	$
					Less amount paid by company	$
Director Signature						Date 6-6-22
Approver Signature						Date

Please attach origial receipts for all listed expenses, sign the form and send to the Accounting Department. See information at the back of this form for approved Per Diems and Expenses for Board Members

S:\~Payroll\L2_ Payroll\Forms and Letters\Board Reimbursement Form (fillable-2020).pdf

Beaumont-Cherry Valley Water District

Record of Board Member Expenses/Claim Form for Reimbursement

(Conferences, Meetings, Travels)

Name	Director Daniel Slawson	Division 3	Member ID- Director #
Email (optional)		Department- Board of Directors (110)	

BCVWD Meeting Type	Attended	Date	Location of Meeting	Amount
Regular Board Meeting (including Engineering Workshop)	☐			$260 *per diem per day*
Finance & Audit Committee Meeting	☐			$260 *per diem per day*
Personnel Committee Meeting	☐			$260 *per diem per day*
Ad Hoc Communications Meeting	☐			$260 *per diem per day*
Collaborative Agency Meeting (BCV-Parks Admin)	☐			$260 *per diem per day*
San Gorgonio Pass Water Alliance Meeting	☐			$260 *per diem per day*
Special Board Meeting	☐			$260 *per diem per day*
Director Training: _____	☐			$260 *per diem per day*
Other: SGPWA	✓	6-13-22	zoom	$260 *per diem per day*
Other: _____	☐			$260 *per diem per day*

Is this request to be paid on a meeting not listed under the current Policy? ☐ Yes ☐ No

Expenses	Dates	Details				Amount
Transportation		☐ Taxi/Rental	☐ Air	☐ Other		$
		☐ Taxi/Rental	☐ Air	☐ Other		$
Own Car		Mileage at $0.575 per mile (2020)			miles	$
Lodging		Location:				$
		Location:				$
Meals		Not to exceed $50/day; please attached receipts for each				$
Conference fees		Purpose				$
		Purpose				$
Other		Purpose				$
		Purpose				$
					Subtotal	$
					Less amount paid by company	$
Director Signature						Date 6-14-22
Approver Signature						Date

Please attach origial receipts for all listed expenses, sign the form and send to the Accounting Department. See information at the back of this form for approved Per Diems and Expenses for Board Members

S:\~Payroll\L2_ Payroll\Forms and Letters\Board Reimbursement Form (fillable-2020).pdf

Beaumont-Cherry Valley Water District

Record of Board Member Expenses/Claim Form for Reimbursement

(Conferences, Meetings, Travels)

Name	Director Daniel Slawson	Division 3	Member ID- Director #
Email (optional)		Department- Board of Directors (110)	

BCVWD Meeting Type	Attended	Date	Location of Meeting	Amount
Regular Board Meeting (including Engineering Workshop)	☐			$260 *per diem per day*
Finance & Audit Committee Meeting	☐			$260 *per diem per day*
Personnel Committee Meeting	☐			$260 *per diem per day*
Ad Hoc Communications Meeting	☐			$260 *per diem per day*
Collaborative Agency Meeting (BCV-Parks Admin)	☐			$260 *per diem per day*
San Gorgonio Pass Water Alliance Meeting	☐			$260 *per diem per day*
Special Board Meeting	☐			$260 *per diem per day*
Director Training:	☐			$260 *per diem per day*
Other: Riverside County Water Task Force	✓	6-17-22	zoom	$260 *per diem per day*
Other:	☐			$260 *per diem per day*

Is this request to be paid on a meeting not listed under the current Policy? ☐ **Yes** ☐ **No**

Expenses	Dates	Details				Amount
Transportation		☐ Taxi/Rental	☐ Air	☐ Other		$
		☐ Taxi/Rental	☐ Air	☐ Other		$
Own Car		Mileage at $0.575 per mile (2020)			miles	$
Lodging		Location:				$
		Location:				$
Meals		Not to exceed $50/day; please attached receipts for each				$
Conference fees		Purpose				$
		Purpose				$
Other		Purpose				$
		Purpose				$
					Subtotal	$
					Less amount paid by company	$
Director Signature						Date 6-17-22
Approver Signature						Date

Please attach origial receipts for all listed expenses, sign the form and send to the Accounting Department. See information at the back of this form for approved Per Diems and Expenses for Board Members

S:\~Payroll\L2_ Payroll\Forms and Letters\Board Reimbursement Form (fillable-2020).pdf

Beaumont-Cherry Valley Water District

Record of Board Member Expenses/Claim Form for Reimbursement

(Conferences, Meetings, Travels)

Name	Director Daniel Slawson	Division 3	Member ID- Director #
Email (optional)		Department- Board of Directors (110)	

BCVWD Meeting Type	Attended	Date	Location of Meeting	Amount
Regular Board Meeting (including Engineering Workshop)	☐			$260 *per diem per day*
Finance & Audit Committee Meeting	☐			$260 *per diem per day*
Personnel Committee Meeting	☐			$260 *per diem per day*
Ad Hoc Communications Meeting	☐			$260 *per diem per day*
Collaborative Agency Meeting (BCV-Parks Admin)	☐			$260 *per diem per day*
San Gorgonio Pass Water Alliance Meeting	☐			$260 *per diem per day*
Special Board Meeting	☐			$260 *per diem per day*
Director Training: _____	☐			$260 *per diem per day*
Other: SGPWA	✓	6-27-22	zoom	$260 *per diem per day*
Other: _____	☐			$260 *per diem per day*

Is this request to be paid on a meeting not listed under the current Policy? ☐ **Yes** ☐ **No**

Expenses	Dates	Details				Amount
Transportation		☐ Taxi/Rental	☐ Air	☐ Other		$
		☐ Taxi/Rental	☐ Air	☐ Other		$
Own Car		Mileage at $0.575 per mile (2020)			miles	$
Lodging		Location:				$
		Location:				$
Meals		Not to exceed $50/day; please attached receipts for each				$
Conference fees		Purpose				$
		Purpose				$
Other		Purpose				$
		Purpose				$
					Subtotal	$
					Less amount paid by company	$
Director Signature						Date 6-27-22
Approver Signature						Date

Please attach origial receipts for all listed expenses, sign the form and send to the Accounting Department. See information at the back of this form for approved Per Diems and Expenses for Board Members

S:\~Payroll\L2_ Payroll\Forms and Letters\Board Reimbursement Form (fillable-2020).pdf

Beaumont-Cherry Valley Water District

Record of Board Member Expenses/Claim Form for Reimbursement

(Conferences, Meetings, Travels)

Name	Director Hoffman	Division	Member ID- Director #
Email (optional)		Department- Board of Directors (110)	

BCVWD Meeting Type	Attended	Date	Location of Meeting	Amount
Regular Board Meeting (including Engineering Workshop)	☐			$260 *per diem per day*
Finance & Audit Committee Meeting	☐			$260 *per diem per day*
Personnel Committee Meeting	☐			$260 *per diem per day*
Ad Hoc Communications Meeting	☐			$260 *per diem per day*
Collaborative Agency Meeting (BCV-Parks Admin)	☐			$260 *per diem per day*
San Gorgonio Pass Water Alliance Meeting	☐			$260 *per diem per day*
Special Board Meeting	☐			$260 *per diem per day*
Director Training:	☐			$260 *per diem per day*
Other: Riverside County Water Task force - Zoom meeting 6-17-22	☒	6-17-22	Zoom	$260 *per diem per day*
Other:	☐			$260 *per diem per day*

Is this request to be paid on a meeting not listed under the current Policy? ☐ **Yes** ☐ **No**

Expenses	Dates	Details				Amount
Transportation		☐ Taxi/Rental	☐ Air	☐ Other		$
		☐ Taxi/Rental	☐ Air	☐ Other		$
Own Car		Mileage at $0.575 per mile (2020)			miles	$
Lodging		Location:				$
		Location:				$
Meals		Not to exceed $50/day; please attached receipts for each				$
Conference fees		Purpose				$
		Purpose				$
Other		Purpose				$
		Purpose				$
					Subtotal	$
					Less amount paid by company	$

Director Signature David Hoffman	Date 6-17-22
Approver Signature	Date

Please attach origial receipts for all listed expenses, sign the form and send to the Accounting Department. See information at the back of this form for approved Per Diems and Expenses for Board Members

S:\~Payroll\L2_ Payroll\Forms and Letters\Board Reimbursement Form (fillable-2020).pdf

Beaumont-Cherry Valley Water District

Record of Board Member Expenses/Claim Form for Reimbursement

(Conferences, Meetings, Travels)

Name	Director Andy Ramirez	Division	Member ID- Director #
Email (optional)		Department- Board of Directors (110)	

BCVWD Meeting Type	Attended	Date	Location of Meeting	Amount
Regular Board Meeting (including Engineering Workshop)	✓	6/8/22	zoom	$260 *per diem per day*
Finance & Audit Committee Meeting				$260 *per diem per day*
Personnel Committee Meeting				$260 *per diem per day*
Ad Hoc Communications Meeting				$260 *per diem per day*
Collaborative Agency Meeting (BCV-Parks Admin)				$260 *per diem per day*
San Gorgonio Pass Water Alliance Meeting				$260 *per diem per day*
Special Board Meeting				$260 *per diem per day*
Director Training: _____				$260 *per diem per day*
Other: _____				$260 *per diem per day*
Other: _____				$260 *per diem per day*

Is this request to be paid on a meeting not listed under the current Policy? ☐ Yes ☐ No

Expenses	Dates	Details				Amount
Transportation		☐ Taxi/Rental	☐ Air	☐ Other		$
		☐ Taxi/Rental	☐ Air	☐ Other		$
Own Car		Mileage at $0.575 per mile (2020)			miles	$
Lodging		Location:				$
		Location:				$
Meals		Not to exceed $50/day; please attached receipts for each				$
Conference fees		Purpose				$
		Purpose				$
Other		Purpose				$
		Purpose				$
					Subtotal	$
					Less amount paid by company	$

Director Signature	Date 6/10/22
Approver Signature	Date

Please attach origial receipts for all listed expenses, sign the form and send to the Accounting Department. See information at the back of this form for approved Per Diems and Expenses for Board Members

Beaumont-Cherry Valley Water District

Record of Board Member Expenses/Claim Form for Reimbursement

(Conferences, Meetings, Travels)

Name	Director Andy Ramirez	Division	Member ID- Director #
Email (optional)		Department- Board of Directors (110)	

BCVWD Meeting Type	Attended	Date	Location of Meeting	Amount
Regular Board Meeting (including Engineering Workshop)	☐			$260 *per diem per day*
Finance & Audit Committee Meeting	☐			$260 *per diem per day*
Personnel Committee Meeting	☐			$260 *per diem per day*
Ad Hoc Communications Meeting	✓	6/13/22	Zoom	$260 *per diem per day*
Collaborative Agency Meeting (BCV-Parks Admin)	☐			$260 *per diem per day*
San Gorgonio Pass Water Alliance Meeting	☐			$260 *per diem per day*
Special Board Meeting	☐			$260 *per diem per day*
Director Training: _____	☐			$260 *per diem per day*
Other: _____	☐			$260 *per diem per day*
Other: _____	☐			$260 *per diem per day*

Is this request to be paid on a meeting not listed under the current Policy? ☐ Yes ☐ No

Expenses	Dates	Details				Amount
Transportation		☐ Taxi/Rental	☐ Air	☐ Other		$
		☐ Taxi/Rental	☐ Air	☐ Other		$
Own Car		Mileage at $0.575 per mile (2020)			miles	$
Lodging		Location:				$
		Location:				$
Meals		Not to exceed $50/day; please attached receipts for each				$
Conference fees		Purpose				$
		Purpose				$
Other		Purpose				$
		Purpose				$
					Subtotal	$
					Less amount paid by company	$

Director Signature	Date 6/20/22
Approver Signature	Date

Please attach origial receipts for all listed expenses, sign the form and send to the Accounting Department. See information at the back of this form for approved Per Diems and Expenses for Board Members

Beaumont-Cherry Valley Water District

Record of Board Member Expenses/Claim Form for Reimbursement

(Conferences, Meetings, Travels)

Name	Director Andy Ramirez	Division	Member ID- Director #
Email (optional)		Department- Board of Directors (110)	

BCVWD Meeting Type	Attended	Date	Location of Meeting	Amount
Regular Board Meeting (including Engineering Workshop)	☐			$260 *per diem per day*
Finance & Audit Committee Meeting	☐			$260 *per diem per day*
Personnel Committee Meeting	✓	6/21/22	Zoom	$260 *per diem per day*
Ad Hoc Communications Meeting	☐			$260 *per diem per day*
Collaborative Agency Meeting (BCV-Parks Admin)	☐			$260 *per diem per day*
San Gorgonio Pass Water Alliance Meeting	☐			$260 *per diem per day*
Special Board Meeting	☐			$260 *per diem per day*
Director Training: _____	☐			$260 *per diem per day*
Other: Riverside County Water Task Force	✓	6/25/22	Zoom	$260 *per diem per day*
Other: _____	☐			$260 *per diem per day*

Is this request to be paid on a meeting not listed under the current Policy? ☐ Yes ☐ No

Expenses	Dates	Details				Amount
Transportation		☐ Taxi/Rental	☐ Air	☐ Other		$
		☐ Taxi/Rental	☐ Air	☐ Other		$
Own Car		Mileage at $0.575 per mile (2020)			miles	$
Lodging		Location:				$
		Location:				$
Meals		Not to exceed $50/day; please attached receipts for each				$
Conference fees		Purpose				$
		Purpose				$
Other		Purpose				$
		Purpose				$
					Subtotal	$
					Less amount paid by company	$

Director Signature	Date 6/25/22
Approver Signature	Date

Please attach origial receipts for all listed expenses, sign the form and send to the Accounting Department. See information at the back of this form for approved Per Diems and Expenses for Board Members

Beaumont-Cherry Valley Water District

Record of Board Member Expenses/Claim Form for Reimbursement

(Conferences, Meetings, Travels)

Name	Director Andy Ramirez	Division	Member ID- Director #
Email (optional)		Department- Board of Directors (110)	

BCVWD Meeting Type	Attended	Date	Location of Meeting	Amount
Regular Board Meeting (including Engineering Workshop)	☐			$260 *per diem per day*
Finance & Audit Committee Meeting	☐			$260 *per diem per day*
Personnel Committee Meeting	☐			$260 *per diem per day*
Ad Hoc Communications Meeting	☐			$260 *per diem per day*
Collaborative Agency Meeting (BCV-Parks Admin)	☐			$260 *per diem per day*
San Gorgonio Pass Water Alliance Meeting	☐			$260 *per diem per day*
Special Board Meeting	☐			$260 *per diem per day*
Director Training: _____	☐			$260 *per diem per day*
Other: California Water Boards 7th Annual Water Data Science Symposium	✓	6/28-6/29	(2) Webinars	$260 *per diem per day*
Other: Yuba Water: Multi-benefit floodplain habitat restoration	✓	6/30/22	(1) Webinar	$260 *per diem per day*

Is this request to be paid on a meeting not listed under the current Policy? ☐ Yes ☐ No

Expenses	Dates	Details				Amount
Transportation		☐ Taxi/Rental	☐ Air	☐ Other		$
		☐ Taxi/Rental	☐ Air	☐ Other		$
Own Car		Mileage at $0.575 per mile (2020)			miles	$
Lodging		Location:				$
		Location:				$
Meals		Not to exceed $50/day; please attached receipts for each				$
Conference fees		Purpose				$
		Purpose				$
Other		Purpose				$
		Purpose				$
					Subtotal	$
					Less amount paid by company	$
Director Signature						Date 7/1/22
Approver Signature						Date

Please attach origial receipts for all listed expenses, sign the form and send to the Accounting Department. See information at the back of this form for approved Per Diems and Expenses for Board Members

Beaumont-Cherry Valley Water District

Record of Board Member Expenses/Claim Form for Reimbursement

(Conferences, Meetings, Travels)

Name	Director Lona Williams	Division 02	Member ID- Director # 214
Email (optional)		Department- Board of Directors (110)	

BCVWD Meeting Type	Attended	Date	Location of Meeting	Amount
Regular Board Meeting (including Engineering Workshop)	☐			$260 *per diem per day*
Finance & Audit Committee Meeting	☑	06/02/2022	Zoom Meeting	$260 *per diem per day*
Personnel Committee Meeting	☐			$260 *per diem per day*
Ad Hoc Communications Meeting	☐			$260 *per diem per day*
Collaborative Agency Meeting (BCV-Parks Admin)	☐			$260 *per diem per day*
San Gorgonio Pass Water Alliance Meeting	☐			$260 *per diem per day*
Special Board Meeting	☐			$260 *per diem per day*
Director Training: _____	☐			$260 *per diem per day*
Other: _____	☐			$260 *per diem per day*
Other: _____	☐			$260 *per diem per day*

Is this request to be paid on a meeting not listed under the current Policy? ☐ Yes ☐ No

Expenses	Dates	Details				Amount
Transportation		☐ Taxi/Rental	☐ Air	☐ Other		$
		☐ Taxi/Rental	☐ Air	☐ Other		$
Own Car		Mileage at $0.575 per mile (2020)			miles	$
Lodging		Location:				$
		Location:				$
Meals		Not to exceed $50/day; please attached receipts for each				$
Conference fees		Purpose				$
		Purpose				$
Other		Purpose				$
		Purpose				$
					Subtotal	$ 260.00
					Less amount paid by company	$
Director Signature						Date 06/08/2022
Approver Signature						Date

Please attach origial receipts for all listed expenses, sign the form and send to the Accounting Department. See information at the back of this form for approved Per Diems and Expenses for Board Members

S:\~Payroll\L 2 Payroll\Forms and Letters\Board Reimbursement Form (fillable-2020).pdf

Beaumont-Cherry Valley Water District

Record of Board Member Expenses/Claim Form for Reimbursement

(Conferences, Meetings, Travels)

Name	Director Lona Williamsq	Division 02	Member ID- Director # 0214
Email (optional)		Department- Board of Directors (110)	

BCVWD Meeting Type	Attended	Date	Location of Meeting	Amount
Regular Board Meeting (including Engineering Workshop)	☐			$260 *per diem per day*
Finance & Audit Committee Meeting	☐			$260 *per diem per day*
Personnel Committee Meeting	☐			$260 *per diem per day*
Ad Hoc Communications Meeting	✔	06/13/2022	ZOOM MEETING	$260 *per diem per day*
Collaborative Agency Meeting (BCV-Parks Admin)	☐			$260 *per diem per day*
San Gorgonio Pass Water Alliance Meeting	☐			$260 *per diem per day*
Special Board Meeting	☐			$260 *per diem per day*
Director Training: _____	☐			$260 *per diem per day*
Other: _____	☐			$260 *per diem per day*
Other: _____	☐			$260 *per diem per day*

Is this request to be paid on a meeting not listed under the current Policy? ☐ Yes ☐ No

Expenses	Dates	Details				Amount
Transportation		☐ Taxi/Rental	☐ Air	☐ Other		$
		☐ Taxi/Rental	☐ Air	☐ Other		$
Own Car		Mileage at $0.575 per mile (2020)			miles	$
Lodging		Location:				$
		Location:				$
Meals		Not to exceed $50/day; please attached receipts for each				$
Conference fees		Purpose				$
		Purpose				$
Other		Purpose				$
		Purpose				$
					Subtotal	$ 260.00
					Less amount paid by company	$

Director Signature	[signature]	Date	06/13/2022
Approver Signature		Date	

Please attach origial receipts for all listed expenses, sign the form and send to the Accounting Department. See information at the back of this form for approved Per Diems and Expenses for Board Members

Beaumont-Cherry Valley Water District

Review of Revenue Loss, Accounts Recevable Balances, and Cash Flows as related to the ongoing COVID-19 Local State of Emergency

Table 1 - Inactivation Fee Revenue from 03/31/2020 to 06/30/2022

Timeframe	Quantity of Non-Payment Customers	Inactivation Fee for Non-Payment	Revenue (Qty x Fee)	Loss of Revenue Cumulative to Date
03/27/20 to 03/31/20	0	$ 50.00	$ -	$ -
04/01/20 to 04/30/20	139	50.00	6,950.00	6,950.00
05/01/20 to 05/31/20	77	50.00	3,850.00	10,800.00
06/01/20 to 06/30/20	53	50.00	2,650.00	13,450.00
07/01/20 to 07/31/20	252	50.00	12,600.00	26,050.00
08/01/20 to 08/31/20	171	50.00	8,550.00	34,600.00
09/01/20 to 09/30/20	182	50.00	9,100.00	43,700.00
10/01/20 to 10/31/20	158	50.00	7,900.00	51,600.00
11/01/20 to 11/30/20	216	50.00	10,800.00	62,400.00
12/01/20 to 12/31/20	971	50.00	48,550.00	110,950.00
01/01/21 to 01/31/21	950	50.00	47,500.00	158,450.00
02/01/21 to 02/28/21	442	50.00	22,100.00	180,550.00
03/01/21 to 03/31/21	498	50.00	24,900.00	205,450.00
04/01/21 to 04/30/21	225	50.00	11,250.00	216,700.00
05/01/21 to 05/31/21	227	50.00	11,350.00	228,050.00
06/01/21 to 06/30/21	718	50.00	35,900.00	263,950.00
07/01/21 to 07/31/21	361	50.00	18,050.00	282,000.00
08/01/21 to 08/31/21	295	50.00	14,750.00	296,750.00
09/01/21 to 09/30/21	213	50.00	10,650.00	307,400.00
10/01/21 to 10/31/21	816	50.00	40,800.00	348,200.00
11/01/21 to 11/30/21	479	50.00	23,950.00	372,150.00
12/01/21 to 12/31/21	316	50.00	15,800.00	387,950.00
01/01/22 to 01/31/22	198	50.00	9,900.00	397,850.00
02/01/22 to 02/28/22	337	50.00	16,850.00	414,700.00
03/01/22 to 03/31/22	201	$ 50.00	$ 10,050.00	424,750.00
04/01/22 to 04/30/22	63	50.00	3,150.00	427,900.00
05/01/22 to 05/31/22	111	50.00	5,550.00	433,450.00
06/01/22 to 06/30/22	87	50.00	4,350.00	437,800.00

	Qty	Losses
Total Revenue Loss March 2020 to February 2022	**8,294**	**$ 414,700.00**
Total Revenue March 2022 to June 2022	**462**	**$ 23,100.00**

Beaumont-Cherry Valley Water District

Cash Flows as related to the ongoing COVID-19 Local State of Emergency

Table 2 - Payment Plan Requests from 03/31/2020 to 06/30/2022

Timeframe	# of Plans Issued	Payment Plan Amounts Issued	Remaining balance
As of 03/31/20	5	$ 5,080.46	$ -
04/01/20 to 04/30/20	3	573.77	-
05/01/20 to 05/31/20	0	-	-
06/01/20 to 06/30/20	13	2,370.80	-
07/01/20 to 07/31/20	14	29,506.27	-
08/01/20 to 08/31/20	6	35,094.09	-
09/01/20 to 09/30/20	10	1,885.52	254.48
10/01/20 to 10/31/20	12	2,756.06	-
11/01/20 to 11/30/20	6	1,525.49	-
12/01/20 to 12/31/20	12	3,067.60	-
01/01/21 to 01/31/21	9	2,912.20	-
02/01/21 to 02/28/21	3	2,411.74	-
03/01/21 to 03/31/21	2	5,917.36	-
04/01/21 to 04/30/21	3	607.48	-
05/01/21 to 05/31/21	4	2,154.00	-
06/01/21 to 06/30/21	10	2,783.05	-
07/01/21 to 07/31/21	9	5,371.39	-
08/01/21 to 08/31/21	17	6,268.75	-
09/01/21 to 09/30/21	22	6,728.67	-
10/01/21 to 10/31/21	6	1,105.13	-
11/01/21 to 11/30/21	13	5,306.82	-
12/01/21 to 12/31/21	15	9,330.33	-
01/01/22 to 01/31/22	22	11,412.71	-
02/01/22 to 02/28/22	5	2,290.00	109.34
03/01/22 to 03/31/22	32	22,069.06	6,900.45
04/01/22 to 04/30/22	4	1,652.85	-
05/01/22 to 05/31/22	3	835.96	466.71
06/01/22 to 06/30/22	7	2,017.34	2,017.34
Total Requests	**267**	**$ 173,034.90**	**$ 9,748.32**

Payment plans that were requested from March 2020 to the date of the report
SB 998 (effective 2/1/2020) gives the customers 60 days after delinquency to pay

Table 3 - Utility Billing Accounts Receivable Aging as of 06/30/2022

Status	# of accounts	% of Delinquencies	Amount due	% of Balance
Bal Over 120	110	0.53%	$ 52,398.62	2.94%
Bal 90 to 120	111	0.54%	$ 59,148.56	3.32%
Bal 60 to 90	805	3.91%	$ 88,047.51	4.94%
Bal 30 to 60	2,234	10.84%	$ 255,606.07	14.34%
Current	17,347	84.18%	$ 1,326,886.20	74.46%
	20,607		**$1,782,086.96**	

Table 3 - Utility Billing Accounts Receivable Aging as of 05/31/2022

Status	# of accounts	% of Delinquencies	Amount due	% of Balance
Bal Over 120	89	0.43%	$ 147,280.23	8.26%
Bal 90 to 120	103	0.50%	$ 21,054.14	1.18%
Bal 60 to 90	758	3.68%	$ 170,945.06	9.59%
Bal 30 to 60	2,631	12.77%	$ 300,535.92	16.86%
Current	16,950	82.25%	$ 1,258,736.56	70.63%
	20,531		**$1,898,551.91**	

Beaumont-Cherry Valley Water District

DRAFT

Review of Revenues Loss, Accounts Receivable Balances, and Cash Flows as related to the ongoing COVID-19 Local State of Emergency

Table 4
Statement of Cash Flows (unaudited)
For the Seven Months* Ended July 26, 2022 and July 31, 2021

YEAR-TO-DATE CASH & INVESTMENT FLOWS	July 26, 2022	July 31, 2021	*For reference only* July 31, 2020	$ Change 2022 to 2021	
Cash flows from operating activities:					
Receipts from customers	$ 8,698,157	$ 7,664,338	$ 6,466,250	$ 1,033,818	
Receipts from developers (unrestricted)	1,464,205	599,526	469,024	864,679	
Other receipts	491,526	197,935	152,920	293,591	
Payments to employees for salaries and benefits	(3,311,782)	(2,500,699)	(2,380,427)	(811,083)	
Payments to suppliers and service providers	(4,481,059)	(3,319,598)	(3,907,164)	(1,161,461)	(1)
Receipt (refund) of customer deposits	10,187	(173,047)	(31,065)	183,234	
Net cash (used) provided (for) by operating activities	2,871,233	2,468,456	769,539	402,777	
Cash flows from noncapital financing activities:					
Receipts from grants	187,279	-	-	187,279	
Net cash provided by noncapital financing activities	187,279	-	-	187,279	
Cash flows from capital and related financing activities:					
Acquisition and construction of capital assets	(3,856,313)	(1,515,513)	(1,017,537)	$ (2,340,800)	(2)
Capital contributions	4,126,184	5,171,553	2,959,108	(1,045,369)	
Receipts from notes	486,735	60,694	55,176	426,041	
Net cash provided by capital and related financing activities	756,607	3,716,734	1,996,747	(2,960,127)	
Cash flows from investing activities:					
Interest received	291,078	206,622	705,394	84,456	
Net cash provided by investing activities	291,078	206,622	705,394	84,456	
Net increase (decrease) in cash and cash equivalents	4,106,196	6,391,812	3,471,679	(2,285,615)	
Cash and investments, beginning of year	78,075,112	66,512,951	61,365,441	11,562,161	
Cash and investments, July 26, 31, 31	$ 82,181,308	$ 72,904,763	$ 64,837,120	$ 9,276,546	

Beaumont-Cherry Valley Water District

DRAFT

Review of Revenues Loss, Accounts Receivable Balances, and Cash Flows as related to the ongoing COVID-19 Local State of Emergency

Table 4
Statement of Cash Flows (unaudited)
For the Seven Months* Ended July 26, 2022 and July 31, 2021

YEAR-TO-DATE CASH & INVESTMENT FLOWS	July 26, 2022	July 31, 2021	*For reference only* July 31, 2020	$ Change 2022 to 2021
CASH & INVESTMENT BALANCE CLASSIFICATIONS				
Restricted Cash and Investments				
Restricted Cash and Investments - Capital Commitments	$ 42,638,405	$ 38,364,217	$ 30,348,991	$ 4,274,188
Restricted Cash and Investments - Funds Held for Others	4,311,334	3,814,962	3,111,299	496,372
Total Restricted Cash and Investments	$ 46,949,739	$ 42,179,179	$ 33,460,290	$ 4,770,560
Unrestricted Cash and Investments				
Designated:				
Reserve for Operations (3 months of budg. op. expenses)	$ 4,660,200	$ 4,693,254	$ 3,583,299	$ (33,054)
Emergency Reserve (15% of budg. op. expenses)	$ 2,796,120	2,815,953	2,149,979	(19,833)
Capital Replacement Reserve	27,775,250	23,216,377	25,643,552	4,558,873
Total Unrestricted Cash and Investments	$ 35,231,570	$ 30,725,584	$ 31,376,830	$ 4,505,986
Total Cash and Investments	$ 82,181,308	$ 72,904,763	$ 64,837,120	$ 9,276,546

NOTES:
*Report prepared on 7/26/2022, excludes de minimis July 2022 activity
(1) The District made payments totaling $600K for imported water and six months' of electric costs, as well as ongoing annual prepayments
(2) The District has incurred costs of $1.05M and $845K on the Grand Ave. Storm Drain (MDP Line 16) and AMR/AMI Projects, respectively, in addition to other Capital Projects

"DRAFT"

Beaumont-Cherry Valley Water District
Year-To-Date Analysis of Electric Cost to Pump Groundwater
Through June
Year-Over-Year Comparison

Total Electric Bill Per AF Produced				
WELL[1]	**2022**	**2021**	**2020**	**2019**
CANYON WELLS				
WELL RR1	$ -	$ -	$ -	$ -
WELL 4A	$ 92.58	$ 73.05	$ 2.65	$ 38.50
WELL 5	$ 41.42	$ 41.66	$ 25.20	$ 28.12
WELL 6	$ 23.84	$ 52.79	$ 69.29	$ 55.11
WELL 9A	$ -	$ -	$ -	$ -
WELL 10	$ -	$ 365.29	$ 87.63	$ -
WELL 11	$ 275.09	$ 94.46	$ 51.91	$ 63.93
WELL 12/13	$ 84.15	$ 59.67	$ 44.19	$ 56.12
WELL 14	$ 177.22	$ -	$ 390.42	$ 257.52
WELL 18	$ -	$ 71.84	$ 57.16	$ -
WELL 19	$ 108.93	$ 318.29	$ 40.06	$ 30.70
WELL 20	$ 62.99	$ 62.17	$ 37.61	$ 31.10
TOTAL CANYON WELLS	*$ 78.67*	*$ 68.32*	*$ 55.15*	*$ 53.37*
CITY WELLS				
WELL 3	$ 134.67	$ 111.86	$ 117.56	$ -
WELL 16	$ 163.64	$ 195.13	$ 197.72	$ 810.17
WELL 21	$ 130.72	$ 111.55	$ 103.09	$ 78.39
WELL 22	$ 146.46	$ 156.34	$ 109.95	$ 109.66
WELL 23	$ 239.14	$ 168.50	$ 132.84	$ 202.52
WELL 24	$ 145.44	$ -	$ 100.32	$ 112.20
WELL 25	$ 174.04	$ 179.18	$ 166.97	$ 141.08
WELL 26	$ 147.16	$ 131.06	$ 99.05	$ 115.98
WELL 29	$ -	$ 210.46	$ 192.53	$ 929.32
TOTAL CITY WELLS	*$ 157.25*	*$ 162.50*	*$ 132.73*	*$ 137.15*
BOOSTER STATIONS - NO ADDITIONAL PRODUCTION				
BOOSTERS 21A & B	$ -	$ -	$ -	$ -
HIGHLAND SPRINGS	$ -	$ -	$ -	$ -
NOBLE BOOSTER	$ -	$ -	$ -	$ -
UPPER EDGAR BOOSTER	$ -	$ -	$ -	$ -
12TH & PALM BOOSTERS	$ -	$ -	$ -	$ -
4A BOOSTER	$ -	$ -	$ -	$ -
TOTAL BOOSTER STATIONS	*$ 11.04*	*$ 7.78*	*$ 6.05*	*$ 4.81*

[1] Data is still being aggregated and consolidated - SCE billing for some facilities can be behind by a month or more

"DRAFT"

Beaumont-Cherry Valley Water District
Year-To-Date Analysis of Electric Cost to Pump Groundwater
Through June 2022

WELL[1]	CCF Produced	AF Produced	Total Electric Bill	Total Electric Bill Per CCF Produced	Total Electric Bill Per AF Produced
CANYON WELLS					
WELL RR1	-	-	$ -	$ -	$ -
WELL 4A	69,556	159.6786	$ 14,783.53	$ 0.21	$ 92.58
WELL 5	39,713	91.1692	$ 3,776.14	$ 0.10	$ 41.42
WELL 6	44,397	101.9219	$ 2,429.35	$ 0.05	$ 23.84
WELL 9A	-	-	$ 53.46	$ -	$ -
WELL 10	-	-	$ 368.13	$ -	$ -
WELL 11	4,046	9.2888	$ 2,555.24	$ 0.63	$ 275.09
WELL 12/13	45,110	103.5588	$ 8,714.62	$ 0.19	$ 84.15
WELL 14	14,703	33.7541	$ 5,982.00	$ 0.41	$ 177.22
WELL 18	-	-	$ 368.13	$ -	$ -
WELL 19	11,807	27.1051	$ 2,952.61	$ 0.25	$ 108.93
WELL 20	15,676	35.9871	$ 2,266.97	$ 0.14	$ 62.99
TOTAL CANYON WELLS	*245,009*	*562.4637*	*$ 44,250.18*	*$ 0.18*	*$ 78.67*
CITY WELLS					
WELL 3	184,644	423.8843	$ 57,084.08	$ 0.31	$ 134.67
WELL 16	130,651	299.9334	$ 49,082.54	$ 0.38	$ 163.64
WELL 21	392,474	900.9963	$ 117,778.68	$ 0.30	$ 130.72
WELL 22	274,879	631.0354	$ 92,421.40	$ 0.34	$ 146.46
WELL 23	129,671	297.6837	$ 71,187.27	$ 0.55	$ 239.14
WELL 24	524,756	1,204.6740	$ 175,209.27	$ 0.33	$ 145.44
WELL 25	735,645	1,688.8085	$ 293,911.84	$ 0.40	$ 174.04
WELL 26	238,608	547.7686	$ 80,612.01	$ 0.34	$ 147.16
WELL 29	199	0.4568	$ 5,437.25	$ 27.32	$ -
TOTAL CITY WELLS	*2,611,527*	*5,995.2410*	*$ 942,724.34*	*$ 0.36*	*$ 157.25*
BOOSTER STATIONS - NO ADDITIONAL PRODUCTION					
BOOSTERS 21A & B			$ 46,381.54		
HIGHLAND SPRINGS			$ 2,568.97		
NOBLE BOOSTER			$ 7,788.11		
UPPER EDGAR BOOSTER			$ 879.33		
12TH & PALM BOOSTERS			$ 14,374.09		
4A BOOSTER			$ 383.72		
TOTAL BOOSTER STATIONS	*2,856,536*	*6,557.7048*	*$ 72,375.76*	*$ 0.03*	*$ 11.04*

[1] Data is still being aggregated and consolidated - SCE billing for some facilities can be behind by a month or more

Year-To-Date Analysis of Electric Cost to Pump Groundwater
Through June 2022
BC
07/25/2022

"DRAFT"

Beaumont-Cherry Valley Water District
Year-To-Date Analysis of Electric Cost to Pump Groundwater
Through June 2021

WELL[1]	CCF Produced	AF Produced	Total Electric Bill	Total Electric Bill Per CCF Produced	Total Electric Bill Per AF Produced
CANYON WELLS					
WELL RR1	-	-	$ -	$ -	$ -
WELL 4A	78,690	180.6474	$ 13,196.04	$ 0.17	$ 73.05
WELL 5	33,966	77.9741	$ 3,248.51	$ 0.10	$ 41.66
WELL 6	40,455	92.8714	$ 4,902.92	$ 0.12	$ 52.79
WELL 9A	-	-	$ 86.42	$ -	$ -
WELL 10	1,304	2.9924	$ 1,093.09	$ 0.84	$ 365.29
WELL 11	10,477	24.0528	$ 2,272.12	$ 0.22	$ 94.46
WELL 12/13	57,190	131.2897	$ 7,834.58	$ 0.14	$ 59.67
WELL 14	-	-	$ 367.18	$ -	$ -
WELL 18	13,384	30.7247	$ 2,207.25	$ 0.16	$ 71.84
WELL 19	3,313	7.6065	$ 2,421.06	$ 0.73	$ 318.29
WELL 20	12,776	29.3290	$ 1,823.35	$ 0.14	$ 62.17
TOTAL CANYON WELLS	*251,554*	*577.4881*	*$ 39,452.52*	*$ 0.16*	*$ 68.32*
CITY WELLS					
WELL 3	163,331	374.9564	$ 41,942.98	$ 0.26	$ 111.86
WELL 16	64,558	148.2048	$ 28,919.80	$ 0.45	$ 195.13
WELL 21	369,001	847.1097	$ 94,497.31	$ 0.26	$ 111.55
WELL 22	132,426	304.0083	$ 47,528.28	$ 0.36	$ 156.34
WELL 23	432,820	993.6180	$ 167,426.90	$ 0.39	$ 168.50
WELL 24	-	-	$ 3,556.67	$ -	$ -
WELL 25	495,814	1,138.2314	$ 203,946.59	$ 0.41	$ 179.18
WELL 26	263,042	603.8613	$ 79,142.19	$ 0.30	$ 131.06
WELL 29	450,983	1,035.3145	$ 217,893.60	$ 0.48	$ 210.46
TOTAL CITY WELLS	*2,371,975*	*5,445.3044*	*$ 884,854.32*	*$ 0.37*	*$ 162.50*
BOOSTER STATIONS - NO ADDITIONAL PRODUCTION					
BOOSTERS 21A & B			$ 35,669.86		
HIGHLAND SPRINGS			$ 1,810.00		
NOBLE BOOSTER			$ 5,143.01		
UPPER EDGAR BOOSTER			$ 749.30		
12TH & PALM BOOSTERS			$ 3,166.35		
4A BOOSTER			$ 342.80		
TOTAL BOOSTER STATIONS	*2,623,528*	*6,022.7925*	*$ 46,881.32*	*$ 0.02*	*$ 7.78*

[1] Data is still being aggregated and consolidated - SCE billing for some facilities can be behind by a month or more

"DRAFT"

Beaumont-Cherry Valley Water District
Year-To-Date Analysis of Electric Cost to Pump Groundwater
Through June 2020

WELL[1]	CCF Produced	AF Produced	Total Electric Bill	Total Electric Bill Per CCF Produced	Total Electric Bill Per AF Produced
CANYON WELLS					
WELL RR1	-	-	$ 134.04	$ -	$ -
WELL 4A	43,521	99.9105	$ 264.33	$ 0.01	$ 2.65
WELL 5	54,898	126.0292	$ 3,176.32	$ 0.06	$ 25.20
WELL 6	23,943	54.9656	$ 3,808.29	$ 0.16	$ 69.29
WELL 9A	-	-	$ 70.22	$ -	$ -
WELL 10	10,368	23.8007	$ 2,085.64	$ 0.20	$ 87.63
WELL 11	10,908	25.0416	$ 1,299.86	$ 0.12	$ 51.91
WELL 12/13	71,981	165.2466	$ 7,301.62	$ 0.10	$ 44.19
WELL 14	14,014	32.1708	$ 12,560.19	$ 0.90	$ 390.42
WELL 18	14,068	32.2966	$ 1,846.00	$ 0.13	$ 57.16
WELL 19	28,984	66.5372	$ 2,665.26	$ 0.09	$ 40.06
WELL 20	17,161	39.3962	$ 1,481.56	$ 0.09	$ 37.61
TOTAL CANYON WELLS	*289,846*	*665.3949*	*$ 36,693.33*	*$ 0.13*	*$ 55.15*
CITY WELLS					
WELL 3	104,834	240.6657	$ 28,292.01	$ 0.27	$ 117.56
WELL 16	44,816	102.8834	$ 20,342.19	$ 0.45	$ 197.72
WELL 21	133,513	306.5037	$ 31,598.64	$ 0.24	$ 103.09
WELL 22	154,049	353.6478	$ 38,884.49	$ 0.25	$ 109.95
WELL 23	483,876	1,110.8264	$ 147,560.20	$ 0.30	$ 132.84
WELL 24	402,899	924.9288	$ 92,787.09	$ 0.23	$ 100.32
WELL 25	385,389	884.7315	$ 147,725.21	$ 0.38	$ 166.97
WELL 26	213,325	489.7257	$ 48,505.13	$ 0.23	$ 99.05
WELL 29	219,563	504.0473	$ 97,042.17	$ 0.44	$ 192.53
TOTAL CITY WELLS	*2,142,264*	*4,917.9605*	*$ 652,737.13*	*$ 0.30*	*$ 132.73*
BOOSTER STATIONS - NO ADDITIONAL PRODUCTION					
BOOSTERS 21A & B			$ 22,121.76		
HIGHLAND SPRINGS			$ 1,901.34		
NOBLE BOOSTER			$ 2,540.34		
UPPER EDGAR BOOSTER			$ 651.51		
12TH & PALM BOOSTERS			$ 6,307.81		
4A BOOSTER			$ 260.59		
TOTAL BOOSTER STATIONS	*2,432,110*	*5,583.3554*	*$ 33,783.35*	*$ 0.01*	*$ 6.05*

[1] Data is still being aggregated and consolidated - SCE billing for some facilities can be behind by a month or more

"DRAFT"

Beaumont-Cherry Valley Water District
Year-To-Date Analysis of Electric Cost to Pump Groundwater
Through June 2019

WELL[1]	CCF Produced	AF Produced	Total Electric Bill	Total Electric Bill Per CCF Produced	Total Electric Bill Per AF Produced
CANYON WELLS					
WELL RR1	-	-	$ 160.64	$ -	$ -
WELL 4A	137,528	315.7208	$ 12,154.80	$ 0.09	$ 38.50
WELL 5	37,869	86.9355	$ 2,444.89	$ 0.06	$ 28.12
WELL 6	31,599	72.5409	$ 3,997.99	$ 0.13	$ 55.11
WELL 9A	-	-	$ 104.30	$ -	$ -
WELL 10	0	0.0002	$ 321.39	$ -	$ -
WELL 11	7,627	17.5101	$ 1,119.35	$ 0.15	$ 63.93
WELL 12/13	46,992	107.8781	$ 6,053.85	$ 0.13	$ 56.12
WELL 14	18,002	41.3260	$ 10,642.12	$ 0.59	$ 257.52
WELL 18	-	-	$ 253.07	$ -	$ -
WELL 19	35,375	81.2098	$ 2,493.17	$ 0.07	$ 30.70
WELL 20	22,567	51.8067	$ 1,611.19	$ 0.07	$ 31.10
TOTAL CANYON WELLS	*337,559*	*774.9281*	*$ 41,356.76*	*$ 0.12*	*$ 53.37*
CITY WELLS					
WELL 3	255	0.5854	$ 4,213.38	$ 16.52	$ -
WELL 16	2,112	4.8485	$ 3,928.10	$ 1.86	$ 810.17
WELL 21	483,415	1,109.7681	$ 86,998.65	$ 0.18	$ 78.39
WELL 22	59,561	136.7332	$ 14,994.72	$ 0.25	$ 109.66
WELL 23	199,208	457.3186	$ 92,616.35	$ 0.46	$ 202.52
WELL 24	330,149	757.9178	$ 85,039.67	$ 0.26	$ 112.20
WELL 25	524,299	1,203.6249	$ 169,809.45	$ 0.32	$ 141.08
WELL 26	156,703	359.7406	$ 41,721.35	$ 0.27	$ 115.98
WELL 29	29,389	67.4679	$ 62,699.54	$ 2.13	$ 929.32
TOTAL CITY WELLS	*1,785,091*	*4,098.0051*	*$ 562,021.21*	*$ 0.31*	*$ 137.15*
BOOSTER STATIONS - NO ADDITIONAL PRODUCTION					
BOOSTERS 21A & B			$ 15,717.15		
HIGHLAND SPRINGS			$ 1,213.94		
NOBLE BOOSTER			$ 3,373.18		
UPPER EDGAR BOOSTER			$ 775.81		
12TH & PALM BOOSTERS			$ 2,083.22		
4A BOOSTER			$ 256.13		
TOTAL BOOSTER STATIONS	*2,122,650*	*4,872.9332*	*$ 23,419.43*	*$ 0.01*	*$ 4.81*

[1] Data is still being aggregated and consolidated - SCE billing for some facilities can be behind by a month or more