



BEAUMONT-CHERRY VALLEY WATER DISTRICT
560 Magnolia Avenue, Beaumont, CA 92223

**NOTICE AND AGENDA
MEETING OF THE FINANCE AND AUDIT COMMITTEE
of the Board of Directors**

*This meeting is hereby noticed pursuant to
California Government Code Section 54950 et. seq. and
under the provisions of Assembly Bill 361 and BCVWD Resolution*

Thursday, October 6, 2022 - 3:00 p.m.
560 Magnolia Avenue, Beaumont, CA 92223

COVID-19 NOTICE

This meeting of the Finance & Audit Committee is open to the public who would like to attend in person. COVID-19 safety guidelines are in effect pursuant to the Cal/OSHA COVID-19 Prevention Emergency Temporary Standards and the California Department of Public Health Recommendations

- **Face coverings are recommended for vaccinated and unvaccinated persons and should be properly worn over the nose and mouth at all times**
- **Maintain 6 feet of physical distancing from others in the building who are not in your party**

TELECONFERENCE NOTICE

The BCVWD F&A Committee members will attend in person at the BCVWD Administrative Office and/or via Zoom Video Conference

To access the Zoom conference, use the link below:

<https://us02web.zoom.us/j/81357113079?pwd=QTZYV2RZTVBNQ1lqQ2FkTEpXNFdUUT09>

To telephone in, please dial: (669) 900-9128
Enter Meeting ID: 813 5711 3079
Enter Passcode: 346756

*For Public Comment, use the “**Raise Hand**” feature if on the video call when prompted. If dialing in, please **dial *9 to “Raise Hand”** when prompted*

Meeting materials are available on the BCVWD’s website:
<https://bcvwd.org/document-category/fa-committee-agendas/>

FINANCE & AUDIT COMMITTEE MEETING – OCTOBER 6, 2022

CALL TO ORDER

VERIFICATION OF TELECONFERENCE PARTICIPATION

ROLL CALL

	David Hoffman, Chair
	Lona Williams

	Covington (alternate)
--	------------------------------

PUBLIC INPUT

PUBLIC COMMENT: RAISE HAND OR PRESS *9 for Public Comment or to request to speak when prompted. At this time, any person may address the Finance and Audit Committee on matters within its jurisdiction which are not on the agenda. However, any non-agenda matters that require action will be referred to staff for a report and possible action at a subsequent meeting. Please limit your comments to three minutes. Sharing or passing time to another speaker is not permitted.

ACTION ITEMS

1. **Adjustments to the Agenda:** In accordance with Government Code Section 54954.2, additions to the agenda require a 2/3 vote of the legislative body, or if less than 2/3 of the members are present, a unanimous vote of those members present, which makes the determination that there is a need to take action, and the need to take action arose after the posting of the agenda.
 - a. Item(s) to be removed or continued from the Agenda
 - b. Emergency Item(s) to be added to the Agenda
 - c. Changes to the order of the agenda

2. **Review and Acceptance of the Minutes of the Finance and Audit Committee**
Minutes may be accepted by consensus
 - a. September 1, 2022 Regular Meeting (pages 5 - 7)

3. **Receive and File the Check Register for the Month of August 2022** (pages 8 - 23)

4. **Financial Reports/Recommendations**
 - a. Review of the August 2022 Budget Variance Reports (pages 24 - 28)
 - b. Review of the August 31, 2022 Cash and Investment Balance Report (pages 29 - 41)
 - c. Review of Check Register for the Month of September 2022 (pages 42 - 63)
 - d. Review of September 2022 Invoices Pending Approval (pages 64 - 65)

5. **Expense and Per Diem Compensation Claims Submitted for Approval** (pages 66 - 87)
6. **Preliminary (DRAFT) 2023 Budget Review (No Staff Report)**
7. **Action List for Future Meetings**
 - Chandler Asset Management update
 - Procurement of additional water supplies
 - Fleet Maintenance activities

ANNOUNCEMENTS

Pursuant to the provisions of AB 361, BCVWD Board and Committee meetings may be held via teleconference only. Check the meeting agenda for location information.

- Regular Board Meeting: Wednesday, Oct. 12, 2022 at 6 p.m.
- Personnel Committee Meeting: Tuesday, Oct. 18, 2022 at 5:30 p.m.
- Special Meeting of the Finance and Audit Committee (Pending Committee consent): Thursday, Oct. 20, 2022 at 3 p.m.
- Engineering Workshop: Thursday, Oct. 27, 2022 at 6 p.m.
- Collaborative Agencies Committee: Wednesday, Nov. 2, 2022 at 5 p.m.
- Finance and Audit Committee Meeting: Thursday, Nov. 3, 2022 at 3 p.m.
- Beaumont Basin Watermaster Committee: Wednesday, Dec. 7, 2022 at 11 a.m.

ADJOURNMENT

AVAILABILITY OF AGENDA MATERIALS - Agenda exhibits and other writings that are disclosable public records distributed to all or a majority of the members of the Beaumont-Cherry Valley Water District Finance and Audit Committee in connection with a matter subject to discussion or consideration at a meeting of the Finance and Audit Committee are available for public inspection in the District's office, at 560 Magnolia Avenue, Beaumont, California ("District Office"). If such writings are distributed to members of the Committee less than 72 hours prior to the meeting, they will be available from the District Office at the same time as they are distributed to Committee Members, except that if such writings are distributed one hour prior to, or during the meeting, they will be made available on the District website: www.bcvwd.org.

REVISIONS TO THE AGENDA - In accordance with §54954.2(a) of the Government Code (Brown Act), revisions to this Agenda may be made up to 72 hours before the Finance and Audit Committee Meeting, if necessary, after mailings are completed. Interested persons wishing to receive a copy of the set Agenda may pick one up at the District Office, located at 560 Magnolia Avenue, Beaumont, California, up to 72 hours prior to the Finance and Audit Committee Meeting.

REQUIREMENTS RE: DISABLED ACCESS - In accordance with Government Code §54954.2(a), requests for a disability related modification or accommodation, including auxiliary aids or services, in order to attend or participate in a meeting, should be made to the District Office, at least 48 hours in advance of the meeting to ensure availability of the requested service or accommodation. The District Office may be contacted by telephone at (951) 845-9581, email at info@bcvwd.org or in writing at the Beaumont-Cherry Valley Water District, 560 Magnolia Avenue, Beaumont, California 92223.

CERTIFICATION OF POSTING

A copy of the foregoing notice was posted near the regular meeting place of the Finance and Audit Committee of the Beaumont-Cherry Valley Water District and to its website at least 72 hours in advance of the meeting (Government Code §54954.2(a)).



BEAUMONT-CHERRY VALLEY WATER DISTRICT
560 Magnolia Avenue, Beaumont, CA 92223

MINUTES OF THE FINANCE AND AUDIT COMMITTEE MEETING
Thursday, September 1, 2022 at 3:00 p.m.

CALL TO ORDER

Chair Hoffman called the meeting to order at 3:07 p.m.

Announcement of Teleconference Participation

Dr. Kirene Manini confirmed teleconference functionality.

Attendance

Directors present:	Director Hoffman and Director Williams
Directors absent:	None
Staff present:	General Manager Dan Jagers Director of Finance and Administration Kirene Manini, PhD Director of Engineering Mark Swanson Director of Information Technology Robert Rasha Finance Manager William Clayton Management Analyst I Erica Gonzales Administrative Assistant Cenica Smith
Members of the public:	None.

PUBLIC INPUT:

Dr. Manini advised that an email would be sent regarding the budget timeline.

ACTION ITEMS

1. Adjustments to the Agenda: None.
2. Review and Acceptance of the Minutes of the Finance and Audit Committee meeting

The Committee accepted the minutes of the Finance and Audit Committee Regular Meeting of August 4, 2022 by consensus.

3. Receive and file the Check Register for the Month of July 2022

The Committee received and filed the July 2022 Check Register as presented.

4. Financial Reports/Recommendations

- a. Review of the July 2022 Budget Variance Reports
- b. Review of the July 31, 2022 Cash and Investment Balance Report
- c. Review of Check Register for the Month of August 2022
- d. Review of August 2022 Invoices Pending Approval

Chair Hoffman noted that it is seven months into the year and there has not been much purchasing of water. He pointed out that there is 61.38 percent overall leftover funds budgeted. General Manager Jagers explained the seasonality of pumping costs; a reduction of expenses would be expected to be seen in October. Jagers confirmed for Director Williams that the \$100,000 expenses in public education / community outreach was the CV Strategies contract.

Dr. Manini reviewed the Cash and Investment Balance Report showing total invested cash and marketable securities value of \$82,304,649. Investment revenue has increased by approximately \$111,000 (69 percent) year over year, she reported. Jagers noted that interest rates are rising.

Director Williams indicated satisfaction with the change to Chandler Asset Management.

Director Hoffman drew attention to ongoing paving expenses. He noted the expenses for water meters and Jagers indicated they were replacement meters. Williams reminded that parts had been delayed.

The Cozad and Fox charges were related to the capital reserve replacement projects for 2020 and 2021, Jagers explained, and reminded about Board approval.

Jagers reviewed the AMR/AMI project purchases and grant funding.

Director Williams noted that the striping for the pavement patches is expensive. Jagers discussed impacts of housing prices on City revenue.

Hoffman pointed out that if there is no meeting in December to approve legal invoices, there will be some carryover into the next year.

Director Hoffman asked about water supply purchase for 2023, and Jagers noted that the inquiry from the San Geronio Pass Water Agency had not yet been received.

After review and discussion, the Committee recommended presenting the Financial Reports to the Board for approval.

5. Expense and Per Diem Compensation Claims Submitted for Approval

After acknowledgement, the Committee recommended presenting the Expense and Per Diem Compensation Claims to the Board for approval.

6. Action List for Future Meetings

- *Chandler Asset Management update*
- *Procurement of additional water supplies*
- *Budget timeline and potential special meeting*

ANNOUNCEMENTS

Chair Hoffman read the following announcements:

- District offices will be closed on Monday, Sept. 5, 2022 in observance of Labor Day
- Collaborative Agencies Committee: Wednesday, Sept. 7, 2022 at 5 p.m.
- Regular Board Meeting: Wednesday, Sept. 14, 2022 at 6 p.m.
- Personnel Committee Meeting: Tuesday, Sept. 20, 2022 at 5:30 p.m.
- San Geronio Pass Regional Water Alliance: Wednesday, Sept. 28, 2022 at 5 p.m. (Director Slawson and Mr. Jagers attend)
- Engineering Workshop: Thursday, Sept. 29, 2022 at 6 p.m. (note change of date)
- Beaumont Basin Watermaster Committee: Wednesday, Oct. 5, 2022 at 11 a.m. (Jagers and Swanson attend)
- Finance and Audit Committee Meeting: Thursday, Oct. 6, 2022 at 3 p.m.

ADJOURNMENT: 4:07 P.M.

DRAFT UNTIL APPROVED

David Hoffman, Chairman
to the Finance and Audit Committee
of the Beaumont-Cherry Valley Water District

Accounts Payable

Checks by Date - Detail by Check Date

User: wclayton
 Printed: 8/24/2022 12:32 PM

Beaumont-Cherry Valley Water District

560 Magnolia Avenue
 Beaumont CA 92223
 (951) 845-9581
 www.bcward.org



Check No	Vendor No Invoice No	Vendor Name Description	Check Date Reference	Void Checks	Check Amount
12967	UB*04994	Daniel Kolke Refund Check Refund Check Refund Check Refund Check	07/26/2022		229.36 393.19 4,252.98 415.03
Total for Check Number 12967:				0.00	5,290.56
Total for 7/26/2022:				0.00	5,290.56
ACH	10138 HW201 Jul 2022	ARCO Business Solutions ARCO Fuel Charges 07/19-07/25/2022	07/28/2022		2,699.61
Total for this ACH Check for Vendor 10138:				0.00	2,699.61
Total for 7/28/2022:				0.00	2,699.61
ACH	10138 HW201 Jul 2022	ARCO Business Solutions ARCO Fuel Charges 07/26-08/01/2022	08/04/2022		2,533.27
Total for this ACH Check for Vendor 10138:				0.00	2,533.27
ACH	10085 1002168085 1002168085 1002168085 1002168085 1002168085 1002168085 1002168085	CalPERS Retirement System PR Batch 00001.08.2022 CalPERS ER PEPRA PR Batch 00001.08.2022 CalPERS 8% ER Paid PR Batch 00001.08.2022 CalPERS 8% EE Paid PR Batch 00001.08.2022 CalPERS ER Paid Classic PR Batch 00001.08.2022 CalPERS 1% ER Paid PR Batch 00001.08.2022 CalPERS 7.5% EE PEPRA PR Batch 00001.08.2022 CalPERS 7% EE Deduction	08/04/2022		5,817.31 993.02 2,105.67 9,566.56 214.32 5,327.19 1,500.34
Total for this ACH Check for Vendor 10085:				0.00	25,524.41
ACH	10087 1-012-462-432 1-012-462-432	EDD PR Batch 00001.08.2022 CA SDI PR Batch 00001.08.2022 State Income Tax	08/04/2022		1,494.21 5,924.56
Total for this ACH Check for Vendor 10087:				0.00	7,418.77
ACH	10094 270261632899202 270261632899202 270261632899202 270261632899202 270261632899202	U.S. Treasury PR Batch 00001.08.2022 Medicare Employee Portion PR Batch 00001.08.2022 Federal Income Tax PR Batch 00001.08.2022 Medicare Employer Portion PR Batch 00001.08.2022 FICA Employee Portion PR Batch 00001.08.2022 FICA Employer Portion	08/04/2022		2,160.59 15,082.23 2,160.59 9,090.43 9,090.43
Total for this ACH Check for Vendor 10094:				0.00	37,584.27

Check No	Vendor No Invoice No	Vendor Name Description	Check Date Reference	Void Checks	Check Amount
ACH	10141 40676913	Ca State Disbursement Unit PR Batch 00001.08.2022 Garnishment	08/04/2022		288.46
Total for this ACH Check for Vendor 10141:				0.00	288.46
ACH	10203 VB1450PP16 2022	Voya Financial PR Batch 00001.08.2022 Deferred Comp	08/04/2022		350.00
Total for this ACH Check for Vendor 10203:				0.00	350.00
ACH	10264 1002168089 1002168089 1002168089 1002168089 1002168089 1002168089 1002168089	CalPERS Supplemental Income Plans PR Batch 00001.08.2022 457 Loan Repayment PR Batch 00001.08.2022 100% Contribution PR Batch 00001.08.2022 CalPERS 457 % PR Batch 00001.08.2022 ROTH % Deduction PR Batch 00001.08.2022 CalPERS 457 PR Batch 00001.08.2022 457 Catch-Up PR Batch 00001.08.2022 ROTH-Post-Tax	08/04/2022		180.60 240.11 94.40 79.72 1,998.29 417.49 75.00
Total for this ACH Check for Vendor 10264:				0.00	3,085.61
ACH	10895 30708104	Basic Pacific PR Batch 00001.08.2022 Flexible Spending Account (PT)	08/04/2022		196.83
Total for this ACH Check for Vendor 10895:				0.00	196.83
ACH	10984 1659450376209	MidAmerica Administrative & Retirement Solutions PR Batch 00001.08.2022 401(a) Deferred Comp	08/04/2022		1,043.60
Total for this ACH Check for Vendor 10984:				0.00	1,043.60
ACH	10288 139821674 139821674 139821674 139821674 139821679 139821679	CalPERS Health Fiscal Services Division Admin Fee for Retired Emp Health Ins Aug 2022 Retired Employees Health Ins Aug 2022 Active Employees Health Ins Aug 2022 Admin Fee for Health Ins Aug 2022 Admin Fee Non CalPers Member Health Ins Aug 2022 Active Non CalPers Member Health Ins Aug 2022	08/04/2022		18.05 2,370.00 69,176.33 228.28 6.18 1,871.43
Total for this ACH Check for Vendor 10288:				0.00	73,670.27
ACH	10901 08012022 Dental 08012022 Vision	Ameritas Life Insurance Corp. Ameritas Dental Aug 2022 Ameritas Vision Aug 2022	08/04/2022		2,644.48 556.76
Total for this ACH Check for Vendor 10901:				0.00	3,201.24
ACH	10902 53743680713621	Colonial Life Col Life Premiums July 2022	08/04/2022		4,431.06
Total for this ACH Check for Vendor 10902:				0.00	4,431.06
ACH	10903 08012022	The Lincoln National Life Insurance Company Life & ADD EE/ER Insurance Aug 2022	08/04/2022		910.21
Total for this ACH Check for Vendor 10903:				0.00	910.21

Check No	Vendor No Invoice No	Vendor Name Description	Check Date Reference	Void Checks	Check Amount
2019	10387 PP16 2022	Franchise Tax Board PR Batch 00001.08.2022 Garnishment FTB	08/04/2022		109.03
Total for Check Number 2019:				0.00	109.03
2020	11068 PP16 2022	Aaron Walker PR Batch 00001.08.2022 Stipend	08/04/2022		75.00
Total for Check Number 2020:				0.00	75.00
Total for 8/4/2022:				0.00	160,422.03
ACH	10087 1-050-790-752 1-050-790-752	EDD PR Batch 00002.08.2022 State Income Tax PR Batch 00002.08.2022 CA SDI	08/09/2022		30.46 13.28
Total for this ACH Check for Vendor 10087:				0.00	43.74
ACH	10094 270262140192307 270262140192307 270262140192307 270262140192307 270262140192307	U.S. Treasury PR Batch 00002.08.2022 FICA Employee Portion PR Batch 00002.08.2022 FICA Employer Portion PR Batch 00002.08.2022 Medicare Employer Portion PR Batch 00002.08.2022 Medicare Employee Portion PR Batch 00002.08.2022 Federal Income Tax	08/09/2022		74.84 74.84 17.50 17.50 116.88
Total for this ACH Check for Vendor 10094:				0.00	301.56
Total for 8/9/2022:				0.00	345.30
ACH	10138 HW201 Aug 2022	ARCO Business Solutions ARCO Fuel Charges 08/02-08/08/2022	08/11/2022		2,573.47
Total for this ACH Check for Vendor 10138:				0.00	2,573.47
12968	UB*04999	Skii Alvorado Refund Check Refund Check Refund Check Refund Check	08/11/2022		1.05 1.11 79.47 0.61
Total for Check Number 12968:				0.00	82.24
12969	UB*04998	Leigh Gileno Refund Check	08/11/2022		20.74
Total for Check Number 12969:				0.00	20.74
12970	UB*04995	Alfredo Lopez Refund Check Refund Check Refund Check Refund Check Refund Check	08/11/2022		100.13 14.55 55.74 47.07 32.51
Total for Check Number 12970:				0.00	250.00
12971	UB*04996	Tonny M Mwangangi Refund Check	08/11/2022		5.25
Total for Check Number 12971:				0.00	5.25

Check No	Vendor No Invoice No	Vendor Name Description	Check Date Reference	Void Checks	Check Amount
12972	UB*04997	Victor Patton Refund Check	08/11/2022		10.85
Total for Check Number 12972:				0.00	10.85
12973	UB*05000	Power Grade Inc. Refund Check Refund Check Refund Check Refund Check	08/11/2022		1,465.20 854.70 1,857.57 1,895.33
Total for Check Number 12973:				0.00	6,072.80
12974	10001 07312022 07312022 07312022	Action True Value Hardware Ball Valve/Nipple - Well 10 Sample Site Repair PVC Adapters - Service Repair Pipe Thread Compound - Districtwide	08/11/2022		32.95 6.08 12.90
Total for Check Number 12974:				0.00	51.93
12975	10003 49519	All Purpose Rental Core Drill Rental - Planter - 560 Magnolia Ave	08/11/2022		108.90
Total for Check Number 12975:				0.00	108.90
12976	10144 LYUM1644393 LYUM1644394 LYUM1647659 LYUM1647660 LYUM1649623	Alsco Inc Cleaning Mats/Shop Towels 12th/Palm July 2022 Cleaning Mats/Air Fresheners 560 Magnolia July 2022 Cleaning Mats/Shop Towels 12th/Palm July 2022 Cleaning Mats/Air Fresheners 560 Magnolia July 2022 Nitrile Gloves - COVID 19 Safety	08/11/2022		36.57 55.36 36.57 55.36 323.25
Total for Check Number 12976:				0.00	507.11
12977	10893 701080593585	Anthem Blue Cross EAP EAP August 2022	08/11/2022		77.50
Total for Check Number 12977:				0.00	77.50
12978	10695 2291 2291 2296	B-81 Paving Inc 1 Service Line Repair - City of Beaumont 2 Service Line Repairs - City of Beaumont - Non Moratorium Temp Patch - MDP Line 16 Pipeline Relocation Project	08/11/2022		8,545.50 4,207.50 16,731.00
Total for Check Number 12978:				0.00	29,484.00
12979	10272 07312022 07312022	Babcock Laboratories Inc 63 Coliform Water Samples 9 SOC Samples	08/11/2022		2,917.53 2,273.38
Total for Check Number 12979:				0.00	5,190.91
12980	10855 1515836 1520105	Badger Meter, Inc MLP 5/8" Meter HRE 8 Encoder W/ITRON ILC 1" Encoder W/ITRON ILC	08/11/2022		314,630.00 20,515.60
Total for Check Number 12980:				0.00	335,145.60

Check No	Vendor No Invoice No	Vendor Name Description	Check Date Reference	Void Checks	Check Amount
12981	10283	BCVWD Custodian of Petty Cash	08/11/2022		
	07312022	Postage - 2022 Elections Materials			5.10
	07312022	Postage - 2022 Elections Materials			5.11
	07312022	Overnight Refund Check			26.95
	07312022	Water - Board Meetings			10.18
Total for Check Number 12981:				0.00	47.34
12982	10774	Jesus Camacho	08/11/2022		
	725655	(25) Truck Washes July 2022			315.00
	725657	(24) Truck Washes July 2022			298.00
	725659	(25) Truck Washes July 2022			315.00
Total for Check Number 12982:				0.00	928.00
12983	10822	Canon Financial Services, Inc	08/11/2022		
	28873820	Meter Usage - 06/01-06/30/2022			93.83
	28873820	Meter Usage - 06/01-06/30/2022			1,168.38
	28873820	Contract Charge - 07/01-07/31/2022 - 560 Magnolia Ave			329.33
	28873820	Contract Charge - 07/01-07/31/2022 - 851 E 6th St			238.56
	28873821	Contract Charge - 07/01-07/31/2022 - 12th/Palm Ave			235.78
	28873821	Meter Usage - 06/01-06/30/2022			46.14
Total for Check Number 12983:				0.00	2,112.02
12984	10614	Cherry Valley Automotive	08/11/2022		
	38657	2 Tires - Unit 8/OD 68,547			560.75
	38657	Labor - 2 Tires - Unit 8/OD 68,547			120.00
Total for Check Number 12984:				0.00	680.75
12985	10351	Cherry Valley Nursery & Landscape Supply	08/11/2022		
	T1-Q257100	Top Soil - Retrofit Fountain to Planter			96.98
	T1-Q257152	Top Soil - Retrofit Fountain to Planter			48.49
	T1-Q257205	Plants & Soil - Retrofit Fountain to Planter			536.36
	T1-Q257233	Plants - Retrofit Fountain to Planter			37.70
Total for Check Number 12985:				0.00	719.53
12986	10016	City of Beaumont	08/11/2022		
	EP2022-0165	EP0165 - 349 W 7th St in Alley			490.63
	EP2022-0173	EP0173 - 214 E 11th St			800.50
Total for Check Number 12986:				0.00	1,291.13
12987	10709	Core & Main LP	08/11/2022		
	R307060	Elbow Brass 1 - 90			1,216.66
	R307060	Nipple Brass 1 X Close			189.83
Total for Check Number 12987:				0.00	1,406.49
12988	10266	Cozad & Fox Inc.	08/11/2022		
	18123	Design & Engineering Services - 2020 & 2021 Pipeline Replacement			5,013.50
Total for Check Number 12988:				0.00	5,013.50

Check No	Vendor No Invoice No	Vendor Name Description	Check Date Reference	Void Checks	Check Amount
12989	10772	CV Strategies	08/11/2022		
	6865	Strategic Communication Services - Jul 2022 (Non Contract)			889.36
	6865	Postage Cost - 19,217 Drought Mailers - July 2022 (Non Contract)			8,751.55
	6865	Print Cost - 19,217 Drought Mailers - Jul 2022 (Non Contract)			2,664.94
	6865	Print Cost - 19,000 Drought UB Inserts - Jul 2022 (Non Contract)			2,634.85
	6865	Print Cost - 100 Drought Booklets - Jul 2022 (Non Contract)			607.39
	6866	Strategic Communication Services - July 2022			8,276.25
Total for Check Number 12989:				0.00	23,824.34
12990	10390	Dangelo Company	08/11/2022		
	S1482543.001	Elbow Brass 1 - 90			597.91
	S1482543.001	Tee Brass 1			597.71
	S1482543.001	Nipple Brass 1 X Close			546.40
Total for Check Number 12990:				0.00	1,742.02
12991	10942	Diamond Environmental Services LP	08/11/2022		
	4080176	(2) Rental and Service Handicap Restrooms - 08/01-08/28/2022			271.10
	4080177	(1) Rental and Service Portable Restroom - 08/01-08/28/2022			102.06
Total for Check Number 12991:				0.00	373.16
12992	10600	Gaicho Pest Control Inc.	08/11/2022		
	08022022	NCR I Rodent Control Aug 2022			1,000.00
Total for Check Number 12992:				0.00	1,000.00
12993	10174	GFOA	08/11/2022		
	2287175	GAAFR Plus Annual Renewal - 05/01/2022-04/30/2023			65.00
Total for Check Number 12993:				0.00	65.00
12994	11085	Melvin Gibson	08/11/2022		
	562326	Boot Reimbursement - M Gibson			200.00
Total for Check Number 12994:				0.00	200.00
12995	10303	Grainger Inc	08/11/2022		
	1452988879	Needle Valve - Backflow Assembly			28.34
Total for Check Number 12995:				0.00	28.34
12996	10321	Julian Herrera Jr	08/11/2022		
	07312022	T2 Exam Fee Reimbursement - J Herrera			65.00
Total for Check Number 12996:				0.00	65.00
12997	10398	Infosend, Inc	08/11/2022		
	216336	July 2022 Processing Charges for Utility Billing			887.59
	216336	July 2022 Supply Charges for Utility Billing			660.77
	216337	July 2022 Postage Charges for Utility Billing			4,601.95
	217662	July 2022 Supply Charges for Utility Billing			62.84
	217662	July 2022 Processing Charges for Utility Billing			86.51
	217663	July 2022 Postage Charges for Utility Billing			429.85
Total for Check Number 12997:				0.00	6,729.51

Check No	Vendor No Invoice No	Vendor Name Description	Check Date Reference	Void Checks	Check Amount
12998	10273	Inland Water Works Supply Co.	08/11/2022		
	S1051623.002	100W+3Port ERT's Encoder w/Integral Connector			202,504.81
	S1051623.002	100W+3Port ERT's Encoder w/Integral Connector for AMR Project			110,241.18
	S1054617.009	Materials - 2017 Pipeline Replacement Project			1,099.90
	S1054617.010	Materials - 2017 Pipeline Replacement Project			168.24
	S1054617.011	Materials - 2017 Pipeline Replacement Project			188.97
	S1054837.005	Hydrant 6 Hole J-3765 4 X 2-1/2 X2-1/2			4,826.83
	S1054837.005	Nipple Brass 1 X 06			3,329.20
	S1054912.006	Hydrant 6 Hole J-3765 4 X 2-1/2 X2-1/2			4,826.83
	S1054912.006	Nipple Brass 1 X 06			3,329.20
	S1054916.006	Nipple Brass 1 X 06			3,329.20
	S1054917.008	Nipple Brass 1 X 06			1,426.80
	S1055188.008	Hydrant 6 Hole J-3765 4 X 2-1/2 X2-1/2			10,970.06
	S1055190.001	Hydrant 6 Hole J-3765 4 X 2-1/2 X2-1/2			16,455.10
	S1055521.006	Materials - Pipeline 6A			427.14
	S1055521.007	Materials - Pipeline 6A			5,386.84
	S1055521.008	Materials - Pipeline 6A			182.06
	S1055863.007	Coupling Brass 1			803.87
	S1055870.003	Curb Stop Lockwing FIP X FIP 1 Style (Lock-On)			489.33
	S1055871.004	1 MIL UP509 Brass Swing Check Valve			1,271.31
	S1055877.002	Curb Stop Lockwing FIP X FIP 1 Style (Lock-On)			2,446.64
	S1056854.001	Materials - Apple Tree Lane Pipeline Replacement Proj			8,662.20
	S1056879.001	Solar Kits for CCU and Repeaters -AMR Project			14,044.14
	S1057362.001	2.5 FNST X 3/4 Hose Adapter			100.67
	S1057362.001	1/2 X 1/4 Brass Bushing			31.13
	S1057362.001	3/4 X 3/4 Swivel Adatapter			33.66
	S1057362.001	1/2 X Close Brass Nipple			29.95
	S1057362.001	1/2 Brass Tee			71.84
	S1057362.001	2 1/2 x 1/4 Connection - Liquid Filled Gauge			92.51
	S1057362.001	3/4 X 1/2 Brass Bushing			59.01
	S1057362.001	1/2 Ball Valve			153.97
Total for Check Number 12998:				0.00	396,982.59
12999	10809	Inner-City Auto Repair & Tires	08/11/2022		
	2957	Brake Rotors/Pads/Oil/Filters - Unit 33/OD 62,928			1,143.17
	2957	Labor - Brake Rotors/Pads/Oil/Filters - Unit 33/OD 62,928			282.50
	3072	Labor - 1 Tire - Unit 37/OD 48,021			20.00
	3072	1 Tire - Unit 37/OD 48,021			215.89
	3095	Oil/Filter - Unit 44/OD 4,405			102.87
	3095	Labor - Oil/Filter - Unit 44/OD 4,405			20.00
	3130	Rotor/Brake Pads/Shock Absorber - Unit 37/OD 48,600			625.37
	3130	Labor - Rotor/Brake Pads/Shock Absorber - Unit 37/OD 48,600			325.00
	3134	Oil/Filters/Idler Arm/Tie Rod - Unit 4/OD 64,951			439.21
	3134	Labor - Oil/Filters/Idler Arm/Tie Rod - Unit 4/OD 64,951			532.50
Total for Check Number 12999:				0.00	3,706.51
13000	10994	K-Log, Inc.	08/11/2022		
	22-316802-1	(4) Office Chairs - 560 Magnolia Ave			1,786.31
Total for Check Number 13000:				0.00	1,786.31
13001	10429	Legend Pump & Well Service Inc	08/11/2022		
	57465	Well 10 Rehab Contract			35,649.00
	57466	Well 18 Rehab Contract			33,157.00
	57480	Motor Saver - Well 14			1,262.45
Total for Check Number 13001:				0.00	70,068.45

Check No	Vendor No Invoice No	Vendor Name Description	Check Date Reference	Void Checks	Check Amount
13002	10527 60450763 60510526	Robert Half Talent Solutions Engineering Admin Temp - 07/25-07/28/2022 Temp Engineering Admin - 08/01-08/04/2022	08/11/2022		1,541.53 1,594.16
Total for Check Number 13002:				0.00	3,135.69
13003	10689 212336	Safety Compliance Company Safety Meeting - Chemical Safety - 07/19/2022	08/11/2022		250.00
Total for Check Number 13003:				0.00	250.00
13004	10506 BMPTF 2023-01 BMPTF 2023-01	Santa Ana Watershed Project Authority Basin Monitoring Program - July 2022 Prepaid Basin Monitoring Program - August 2022 - June 2023	08/11/2022		2,048.59 22,534.41
Total for Check Number 13004:				0.00	24,583.00
13005	10989 07282022	Shannon Anglin Notary Fee - 15 Liens	08/11/2022		250.00
Total for Check Number 13005:				0.00	250.00
13006	10447 OP#47190 D3 OP#51277 T2	State Water Resources Control Board - DWOCP D3 Certification Application - J Herrera OP#47190 Certification Fee - E Clark - T2 OP#51277	08/11/2022	VOID 90.00 60.00	
Total for Check Number 13006:				150.00	0.00
13007	10675 15701	Superior Pavement Markings Striping 3 Patches - City of Beaumont	08/11/2022		1,750.00
Total for Check Number 13007:				0.00	1,750.00
13008	10063 01242354	The Record Gazette Notice Inviting Bids - Pipeline 6A, 7, 8	08/11/2022		1,372.00
Total for Check Number 13008:				0.00	1,372.00
13009	10284 22-2300004	Underground Service Alert of Southern California 2021 Annual State Fee for Regulatory Cost - Dig Safe Board	08/11/2022		985.34
Total for Check Number 13009:				0.00	985.34
13010	10255 0456268-IN 0456269-IN 0456418-IN	Unlimited Services Building Maintenance August 2022 Janitorial Services for 815 E 12th St August 2022 Janitorial Services for 560 Magnolia Ave August 2022 Janitorial Services for 851 E 6th St	08/11/2022		150.00 845.00 160.00
Total for Check Number 13010:				0.00	1,155.00
13011	10778 7354	Urban Habitat Landscape Contract Service - July 2022	08/11/2022		5,140.50
Total for Check Number 13011:				0.00	5,140.50
13012	10934 2073033	USAFact, Inc Pre-Employment Testing	08/11/2022		83.12
Total for Check Number 13012:				0.00	83.12

Check No	Vendor No Invoice No	Vendor Name Description	Check Date Reference	Void Checks	Check Amount
13013	10385 5589244 5590195	Waterline Technologies, Inc. - PSOC Chlorine - Well 25 LMI Chemical Feed Pump - Well 29	08/11/2022		1,320.00 2,029.43
Total for Check Number 13013:				0.00	3,349.43
13014	10651 29330	Weldors Supply and Steel, Inc Non Flammable Gas - Weldor	08/11/2022		28.21
Total for Check Number 13014:				0.00	28.21
13015	10158 107121	Wienhoff Drug Testing Random Drug Test Selection	08/11/2022		45.00
Total for Check Number 13015:				0.00	45.00
Total for 8/11/2022:				150.00	940,478.58
ACH	10030	Southern California Edison	08/15/2022		
	700154530138Jul	Electricity 06/23-07/24/2022 - 560 Magnolia Ave			4,692.08
	700154530138Jul	Electricity 03/22-06/20/2022 - Wells (Prior Month)			3,259.13
	700154530138Jul	Electricity 06/15-07/14/2022 - 851 E 6th St			295.14
	700154530138Jul	Electricity 06/23-07/24/2022 - Well 25			77,416.38
	700154530138Jul	Electricity 06/20-07/19/2022 - 815 E 12th Ave			1,461.14
	700154530138Jul	Electricity 06/23-07/24/2022 - 9781 Avenida Miravilla			561.76
	700154530138Jul	Electricity 06/20-07/24/2022 - Wells			281,823.47
	700359906319Jul	Electricity 06/23-07/24/2022 - 13697 Oak Glen Rd			390.86
	700359906319Jul	Electricity 06/23-07/24/2022 - 12303 Oak Glen Rd			444.45
	700359906319Jul	Electricity 06/23-07/24/2022 - 13695 Oak Glen Rd			393.08
Total for this ACH Check for Vendor 10030:				0.00	370,737.49
ACH	10031	Staples Business Advantage	08/15/2022		
	3512018548	Office Supplies			177.05
	3512018549	Office Supplies			50.42
	3512018550	Office Supplies			94.81
	3512018551	Office Supplies			94.81
	3512018552	Office Supplies			479.38
	3512018553	Office Supplies			159.32
	3512018555	Office Supplies			38.78
	3512018557	Office Supplies			122.25
	3512018558	Office Supplies			64.60
	3512018559	Office Supplies			149.74
	3512018560	Office Supplies			62.04
	3512424057	Office Supplies			30.70
	3512424058	Office Supplies			94.67
	3512424060	Office Supplies			29.62
	3512892968	Office Supplies			127.34
	3512892970	Office Supplies			122.17
	3513352584	Batteries - 560 Magnolia Ave			179.35
	3513352585	Webcams			267.41
	3513352586	Office Supplies			14.32
	3513352587	Office Supplies			8.61
	3513352588	Office Supplies			80.80
	3513352589	Office Supplies			191.01
	3514006090	IT Office Supplies			354.68
Total for this ACH Check for Vendor 10031:				0.00	2,993.88

Check No	Vendor No Invoice No	Vendor Name Description	Check Date Reference	Void Checks	Check Amount
ACH	10042 07132135000Jul	Southern California Gas Company Monthly Gas Charges 06/28-07/28/2022	08/15/2022		14.79
Total for this ACH Check for Vendor 10042:				0.00	14.79
ACH	10052 07312022 07312022 07312022 07312022 07312022 07312022 07312022 07312022 07312022 07312022 07312022 07312022	Home Depot Credit Services Supplies - 12th/Palm Faucet/Drain - 12303 Oak Glen Rd Fence Posts - NCRF I Vinyl Fence Repair Supplies - Retrofit Fountain to Planter Broom - 560 Magnolia Ave Supplies - Adaptors for Pressure Gauges Paint Sprayer Table/Chairs - Outdoor Break Area - 560 Magnolia Ave Security Lights - 12th/Palm PPE - New Employee Dishwasher - 9781 Avenida Miravilla Ceiling Fan - Outdoor Break Area - 560 Magnolia Ave	08/15/2022		505.35 131.46 263.76 50.69 15.05 66.37 106.67 645.42 166.96 51.01 540.87 127.08
Total for this ACH Check for Vendor 10052:				0.00	2,670.69
ACH	10147 1139790	Online Information Services, Inc 227 Credit Reports for July 2022	08/15/2022		642.90
Total for this ACH Check for Vendor 10147:				0.00	642.90
ACH	10350 183382 183958	NAPA Auto Parts Supplies Fuel Cap - Unit 12	08/15/2022		39.27 10.76
Total for this ACH Check for Vendor 10350:				0.00	50.03
ACH	10632 WOA00039625 WOA00039625 WOA00039625	Quinn Company PM 3 - CAT Dozer Labor - PM 3 - CAT Dozer Labor-Travel Time PM 3 - CAT Dozer	08/15/2022		1,542.02 2,390.68 591.13
Total for this ACH Check for Vendor 10632:				0.00	4,523.83
ACH	10743 18794	Townsend Public Affairs, Inc Consulting Services - August 2022	08/15/2022		5,000.00
Total for this ACH Check for Vendor 10743:				0.00	5,000.00
Total for 8/15/2022:				0.00	386,633.61
ACH	10138 HW201 Aug 2022	ARCO Business Solutions ARCO Fuel Charges 08/09-08/15/2022	08/18/2022		3,040.52
Total for this ACH Check for Vendor 10138:				0.00	3,040.52
ACH	10085 1002179374 1002179374 1002179374 1002179374 1002179374 1002179374 1002179374 1002179374	CalPERS Retirement System PR Batch 00003.08.2022 CalPERS 8% EE Paid PR Batch 00003.08.2022 CalPERS 8% ER Paid PR Batch 00003.08.2022 CalPERS ER PEPRA PR Batch 00003.08.2022 CalPERS ER Paid Classic PR Batch 00003.08.2022 CalPERS 7.5% EE PEPRA PR Batch 00003.08.2022 CalPERS 7% EE Deduction PR Batch 00003.08.2022 CalPERS 1% ER Paid	08/18/2022		2,212.94 993.02 5,810.42 9,830.40 5,320.89 1,522.63 217.51
Total for this ACH Check for Vendor 10085:				0.00	25,907.81

Check No	Vendor No Invoice No	Vendor Name Description	Check Date Reference	Void Checks	Check Amount
ACH	10087 0-001-915-744 0-001-915-744	EDD PR Batch 00003.08.2022 State Income Tax PR Batch 00003.08.2022 CA SDI	08/18/2022		6,016.94 1,518.37
Total for this ACH Check for Vendor 10087:				0.00	7,535.31
ACH	10094 270263071069432 270263071069432 270263071069432 270263071069432 270263071069432	U.S. Treasury PR Batch 00003.08.2022 FICA Employer Portion PR Batch 00003.08.2022 FICA Employee Portion PR Batch 00003.08.2022 Federal Income Tax PR Batch 00003.08.2022 Medicare Employee Portion PR Batch 00003.08.2022 Medicare Employer Portion	08/18/2022		8,725.53 8,725.53 15,784.27 2,176.25 2,176.25
Total for this ACH Check for Vendor 10094:				0.00	37,587.83
ACH	10141 40840956	Ca State Disbursement Unit PR Batch 00003.08.2022 Garnishment	08/18/2022		288.46
Total for this ACH Check for Vendor 10141:				0.00	288.46
ACH	10203 VB1450PP17 2022	Voya Financial PR Batch 00003.08.2022 Deferred Comp	08/18/2022		350.00
Total for this ACH Check for Vendor 10203:				0.00	350.00
ACH	10264 1002179281 1002179281 1002179281 1002179281 1002179281 1002179281 1002179281	CalPERS Supplemental Income Plans PR Batch 00003.08.2022 ROTH % Deduction PR Batch 00003.08.2022 457 Catch-Up PR Batch 00003.08.2022 100% Contribution PR Batch 00003.08.2022 CalPERS 457 % PR Batch 00003.08.2022 ROTH-Post-Tax PR Batch 00003.08.2022 CalPERS 457 PR Batch 00003.08.2022 457 Loan Repayment	08/18/2022		79.72 417.49 480.22 94.24 75.00 1,998.29 180.60
Total for this ACH Check for Vendor 10264:				0.00	3,325.56
ACH	10502 100000016886137	Financial Reporting/Accounting CalPERS CalPERS - Annual GASB 68 Reports 2022	08/18/2022		700.00
Total for this ACH Check for Vendor 10502:				0.00	700.00
ACH	10895 30950067	Basic Pacific PR Batch 00003.08.2022 Flexible Spending Account (PT)	08/18/2022		196.83
Total for this ACH Check for Vendor 10895:				0.00	196.83
ACH	10984 1660676403634	MidAmerica Administrative & Retirement Solutions PR Batch 00003.08.2022 401(a) Deferred Comp	08/18/2022		1,043.60
Total for this ACH Check for Vendor 10984:				0.00	1,043.60
2024	10387 PP17 2022	Franchise Tax Board PR Batch 00003.08.2022 Garnishment FTB	08/18/2022		109.03
Total for Check Number 2024:				0.00	109.03
13016	UB*04810 08172022	Bedon Construction Reissue Refund Check	08/18/2022		1,781.67
Total for Check Number 13016:				0.00	1,781.67

Check No	Vendor No Invoice No	Vendor Name Description	Check Date Reference	Void Checks	Check Amount
13017	UB*04813 08172022	Bedon Construction Reissue Refund Check	08/18/2022		1,781.67
Total for Check Number 13017:				0.00	1,781.67
13018	UB*05001	Brianne Martin Refund Check	08/18/2022		44.93
Total for Check Number 13018:				0.00	44.93
13019	AR-Meza 08172022	Aracely Meza AR Refund FF Deposit	08/18/2022		275.72
Total for Check Number 13019:				0.00	275.72
13020	10792 09012022	A-1 Financial Services September 2022 Rent - 851 E. 6th St Eng Office	08/18/2022		2,317.96
Total for Check Number 13020:				0.00	2,317.96
13021	10319 08012022	ACWA Joint Powers Insurance Authority Annual Cyber Liability Insurance - 07/01/2022-06/30/2023	08/18/2022		4,651.15
Total for Check Number 13021:				0.00	4,651.15
13022	10420 1TTK-X3FQ-743D	Amazon Capital Services, Inc. Safety Supplies	08/18/2022		269.56
Total for Check Number 13022:				0.00	269.56
13023	10271 07312022 07312022 07312022 07312022 07312022 07312022 07312022 07312022	Beaumont Ace Home Center Supplies - Maint & Repair - Pumping Equipment Small Tools - Transmission & Distribution Safety Supplies Landscape Maintenance Supplies Small Tools - Production General Supplies Supplies - Maint & Repair - Pipeline & Hydrants Supplies for Planter - 560 Magnolia Ave	08/18/2022		413.23 217.53 264.41 34.10 314.60 642.85 694.17 438.24
Total for Check Number 13023:				0.00	3,019.13
13024	10351 T1-0256516 T1-0257878	Cherry Valley Nursery & Landscape Supply Top Soil - Retrofit Planter Landscape Rocks - Vineland Vault Improvements	08/18/2022		193.95 193.95
Total for Check Number 13024:				0.00	387.90
13025	10016 EP2022-0162	City of Beaumont EP0162 - Alley Behind 655 1/2 Edgar Ave - New Install	08/18/2022		490.63
Total for Check Number 13025:				0.00	490.63
13026	10244 07272022	Fiserv Inc NSF Fee - 064345000	08/18/2022		30.00
Total for Check Number 13026:				0.00	30.00
13027	10174 3061564	GFOA Evaluating Internal Controls GFOA 08/17-08/18/2022 - W Clayton	08/18/2022		280.00
Total for Check Number 13027:				0.00	280.00

Check No	Vendor No Invoice No	Vendor Name Description	Check Date Reference	Void Checks	Check Amount
13028	10273	Inland Water Works Supply Co.	08/18/2022		
	S1054617.012	Materials - 2017 Pipeline Replacement Project			62.99
	S1058249.001	Reed MW 1 1/4" Hand Wrench			728.60
	S1058249.001	Meter Bolts 1-1/2			95.04
	S1058249.001	20 oz Purple Paint			36.96
	S1058249.001	Full Circle 235 - 263 X 07			338.49
	S1058249.001	Saddle 1320 - 1438 X 1 DS			497.63
	S1058249.001	Meter Gasket Drop In 1-1/2			129.04
	S1058249.001	20 oz Blue Paint			380.14
	S1058249.001	1 x 1/8 Neoprene Mtr Gasket			1,003.15
	S1058249.001	Meter Bolts 2			263.99
	S1058249.001	20 oz Black Paint			126.72
	S1058249.001	Pipe Dope			154.39
	S1058249.001	Air Vac Valve 1			1,258.23
	S1058249.001	Nipple Brass 1 X Close			385.42
	S1058249.001	Tee Brass 1			370.34
	S1058249.001	Full Circle 400 - 425 X 07			958.32
	S1058249.001	Standard 5' Stem Wrench			93.18
	S1058249.001	Teflon Tape			38.59
	S1058249.002	Meter Bolts 1-1/2			5.28
	S1058249.002	Meter Gasket Drop In 1-1/2			4.97
	S1058249.002	Meter Gasket Drop In 2			285.10
	S1058249.003	20 oz Purple Paint			153.11
	S1058254.001	Elbow Brass 1 - 90			843.59
	S1058254.002	Elbow Brass 1 - 90			187.46
	S1058256.001	Elbow Brass 1 - 90			3,749.26
Total for Check Number 13028:				0.00	12,149.99
13029	10809	Inner-City Auto Repair & Tires	08/18/2022		
	3150	Labor - Thermostat/Coolant - Unit 37/OD 48,625			275.00
	3150	Thermostat/Coolant - Unit 37/OD 48,625			87.21
	3163	1 Tire - Unit 48/OD 1,503			360.38
	3163	Labor - 1 Tire - Unit 48/OD 1,503			25.00
Total for Check Number 13029:				0.00	747.59
13030	10894	Liberty Dental Plan	08/18/2022		
	0001575244	Term EE Pending Credit			34.50
	0001575244	Liberty Dental - Sept 2022			257.41
Total for Check Number 13030:				0.00	291.91
13031	10797	Raftelis Financial Consultants, Inc	08/18/2022		
	24749	Professional Services - Financial Plan Update July 2022			4,585.00
Total for Check Number 13031:				0.00	4,585.00
13032	10297	Rain For Rent	08/18/2022		
	1770898	Well 29 Flushing			4,427.24
	1770898	Well 29 Flushing Pipe Rental Protection			475.37
Total for Check Number 13032:				0.00	4,902.61
13033	10223	Richards, Watson & Gershon	08/18/2022		
	237903	Legal Services June 2022 Board Approval 08/10/2022			8,093.10
Total for Check Number 13033:				0.00	8,093.10

Check No	Vendor No Invoice No	Vendor Name Description	Check Date Reference	Void Checks	Check Amount
13034	10095 202207000339	Riverside County Dept of Waste Resources Weeds/Trash Removal NCR I July 2022	08/18/2022		135.72
Total for Check Number 13034:				0.00	135.72
13035	10527 60552425	Robert Half Talent Solutions Temp Engineering Admin - 08/08-08/11/2022	08/18/2022		1,588.80
Total for Check Number 13035:				0.00	1,588.80
13036	10689 212832	Safety Compliance Company Safety Meeting - 08/03/2022 - Back Safety	08/18/2022		250.00
Total for Check Number 13036:				0.00	250.00
13037	10447 08012022 T2	State Water Resources Control Board - DWOCP T2 Certification - J Herrera - OP# 47190	08/18/2022		60.00
Total for Check Number 13037:				0.00	60.00
13038	10063 FC-271918	The Record Gazette Reissue Check - Fraud Claim FC-271918 Pending Bank Decision	08/18/2022		1,724.00
Total for Check Number 13038:				0.00	1,724.00
13039	10651 29428	Weldors Supply and Steel, Inc Gas/Materials - District Weldor	08/18/2022		117.30
Total for Check Number 13039:				0.00	117.30
13040	10753 08122022	Lona Williams BIA Conference Mileage Reimbursement - L Williams	08/18/2022		52.25
Total for Check Number 13040:				0.00	52.25
13041	10447 08102022 D2	State Water Resources Control Board - DWOCP D2 Certification - J Petruescu	08/18/2022		60.00
Total for Check Number 13041:				0.00	60.00
13042	10447 08102022 T2	State Water Resources Control Board - DWOCP T2 Certification - J Petruescu	08/18/2022		60.00
Total for Check Number 13042:				0.00	60.00
13043	10447 OP#47190 D3	State Water Resources Control Board - DWOCP Reissue D3 Certification Application - J Herrera OP#47190	08/18/2022		90.00
Total for Check Number 13043:				0.00	90.00
13044	10447 OP#51277 T2	State Water Resources Control Board - DWOCP Reissue Certification Fee - E Clark - T2 OP#51277	08/18/2022		60.00
Total for Check Number 13044:				0.00	60.00
Total for 8/18/2022:				0.00	130,383.54

Check No	Vendor No Invoice No	Vendor Name Description	Check Date Reference	Void Checks	Check Amount
ACH	10781	Umpqua Bank	08/19/2022		
	10019	C R & R Incorporated			
		Monthly Charges 3 YD Commercial Bin June 2022			285.83
		Monthly Charges 3 YD Commercial Bin July 2022			310.41
	10034	US Postal Service			
		Postage for Tank Coating Contract			3.12
		300 Postage Stamps			180.00
		400 Postage Stamps			240.00
	10037	Waste Management Of Inland Empire			
		Yard Dumpsters - 815 E 12th July 2022			335.09
		Organics Cart Charges - 815 E 12th July 2022			56.68
		Credit for Feb 2022 Misapplied Charge			-69.18
		Credit for Dec 2021 Misapplied Charge			-138.36
		Recycling Dumpster Charges - 815 E 12th July 2022			101.49
		Recycling Dumpster Charges - 560 Magnolia July 2022			101.49
		Recycling Contamination Charges - 560 Magnolia July 2022			70.00
		Monthly Sanitation - 560 Magnolia July 2022			123.24
	10116	Verizon Wireless Services LLC			
		Cell Phone/iPad Charges for July 2022			2,262.52
	10121	Jack Henry and Associates Inc			
		Annual Maintenance Renewal - UB Remit			3,458.21
	10135	Big Time Design			
		Uniforms - Field Staff			169.17
	10171	Riverside Assessor - County Recorder			
		Notice of Exemption - Pipeline 6A, 7 & 8			51.14
	10224	Legal Shield			
		Monthly Prepaid Legal for Employees July 2022			123.55
	10233	Pro-Pipe & Supply			
		Elbow Brass 1 - 90			194.16
		Nipple Brass 1 X Close			52.95
	10274	Beaumont Chamber of Commerce			
		State of the City - L Williams			65.00
		State of the City - M Swanson			65.00
		State of the City - J Bean			65.00
		State of the City - J Covington			65.00
		State of the City - D Slawson			65.00
		State of the City - D Jagers			65.00
		State of the City - A Ramirez			65.00
	10284	Underground Service Alert of Southern California			
		Monthly Maintenance Fee			10.00
		173 New Ticket Charges June 2022			285.45
	10303	Grainger Inc			
		Parts - Backflow Tester			28.34
	10338	California Special Districts Association			
		Supervisory Skills Workshop - W Clayton			175.00
		Supervisory Skills Workshop - M Swanson			175.00
		Supervisory Skills Workshop - J Herrera			175.00
		Supervisory Skills Workshop - K Dahlstrom			175.00
	10420	Amazon Capital Services, Inc.			
		5 Headsets - Customer Service			1,868.01
		Ink - ID Badge Printer			168.56
		Charger/Adapters - Field Staff iPads			106.43
		Cards - ID Badge Printer			217.66
		Adapters for Headsets - Customer Service			242.66
	10424	Top-Line Industrial Supply, LLC			
		Parts - Trash Pump			83.65
	10532	Go Daddy.com			
		Website Domain Registration Renewal			29.17
	10541	Full Source, LLC			
		4 Pair Steel Toe Rubber Safety Boots - New Hire Field Staff			385.82
	10546	Frontier Communications			
		06/25-07/24/2022 July 2022 FIOS/FAX 851 E 6th St			728.62
		07/10-08/09/2022 July 2022 FIOS/FAX 12th/Palm			574.29
		06/25-07/24/2022 July 2022 FIOS/FAX 560 Magnolia Ave			499.48

Check No	Vendor No Invoice No	Vendor Name Description	Check Date Reference	Void Checks	Check Amount
10550		CalPERS Educational Forum			
		CalPERS Educational Forum 2022 Registration - S Foley			449.00
10588		Marriot Hotels			
		Hotel Deposit - CSDA Conference - S Molina			176.71
10623		WP Engine			
		Web Host for BCVWD Website July 2022			115.00
10692		MMSoft Design			
		Network Monitoring Software July 2022			236.01
10761		BLS*Spamtitan			
		Monthly Web Filter License July 2022			71.88
10784		Autodesk, Inc			
		Auto CAD Software 851 E 6th St - July 2022			960.00
		Auto CAD Software 851 E 6th St - July 2022			235.00
10790		Microsoft			
		Monthly Microsoft Exchange - July 2022			16.40
		Monthly Microsoft Office License - July 2022			1,056.00
		Monthly Microsoft Exchange - July 2022			336.10
10832		Panera Bread			
		Refreshments - Budget Workshop			140.83
10840		Ready Fresh (Arrowhead)			
		Water - June 2022 - 851 E 6th			121.40
		Water - July 2022 - 851 E 6th			113.91
10892		Zoom Video Communications, Inc.			
		(10) Video Conferences Aug 2022			205.90
10913		TypeForm S.L.			
		Annual Renewal - Form Builder for Website			714.00
10918		Apple.com			
		Cloud Storage - iPads			9.99
10926		SSD Alarm			
		Alarm Equip/Rent/Service/Monitor - 851 E. 6th St			77.69
		Alarm Equip/Rent/Service/Monitor - 560 Magnolia Ave			362.13
		Alarm Equip/Rent/Service/Monitor - 11083 Cherry Ave			59.50
		Alarm Equip/Rent/Service/Monitor - 815 12th St			125.00
10945		Safetysign.com			
		Heat Stress Safety Sign			23.73
10978		Nextiva, Inc.			
		Monthly Phone Service July 2022			2,612.13
10999		Backblaze			
		Offsite Backup Storage - July 2022			75.59
11001		Keeper Security, Inc			
		Annual Renewal - Password Monitor			2,250.00
11027		Urban Water Institute, Inc			
		Refund - Conference Registration - L Williams			-575.00
11086		Cal Valve			
		Parts - Backflow Tester			403.40
11087		Hirsch Pipe & Supply			
		Emergency Septic Leach Line Repair - 13697 Oak Glen Rd			7,547.89
11088		Idyllwild Fire Protection District			
		30 Tourniquets - First Aid Kits			154.44
11089		iHealth Labs, Inc			
		20 COVID Tests - Weekly Testing			193.74
11090		OSHA Education Center			
		OSHA Electrical for Construction Training - T Lamont			24.95
11091		Regal Cinemas			
		Purchase Made In Error - Reimbursed by Employee			28.60
Total for this ACH Check for Vendor 10781:				0.00	32,616.57
Total for 8/19/2022:				0.00	32,616.57
Report Total (117 checks):				150.00	1,658,869.80

General Ledger
Budget Variance Revenue

Beaumont-Cherry Valley Water District

560 Magnolia Avenue
Beaumont CA 92223
(951) 845-9581
www.bcvwd.org



User: wclayton
Printed: 9/29/2022 12:44:17 PM
Period 08 - 08
Fiscal Year 2022

Account Number	Description	Budget	Period Amt	End Bal	Variance	% Avail/ Uncollect
50	GENERAL					
01-50-510-419051	Grant Revenue	\$ 640,000.00	\$ -	\$ 252,534.02	\$ 387,465.98	60.54%
	Grant Rev	\$ 640,000.00	\$ -	\$ 252,534.02	\$ 387,465.98	60.54%
01-50-510-490001	Interest Income - Bonita Vista	\$ 1,000.00	\$ 51.40	\$ 250.48	\$ 749.52	74.95%
01-50-510-490011	Interest Income - Fairway Cnyn	\$ 281,000.00	\$ -	\$ -	\$ 281,000.00	100.00%
01-50-510-490021	Interest Income - General	\$ 126,000.00	\$ (2,420.00)	\$ 205,282.35	\$ (79,282.35)	-62.92%
01-50-510-490041	Rlzd Gain/Loss on Investment	\$ -	\$ -	\$ 47,395.23	\$ (47,395.23)	-100.00%
	Interest Income	\$ 408,000.00	\$ (2,368.60)	\$ 252,928.06	\$ 155,071.94	38.01%
01-50-510-481001	Fac Fees-Wells	\$ 1,210,000.00	\$ 211,024.00	\$ 1,391,594.94	\$ (181,594.94)	-15.01%
01-50-510-481006	Fac Fees-Water Rights (SWP)	\$ 766,000.00	\$ -	\$ 519,153.82	\$ 246,846.18	32.23%
01-50-510-481012	Fac Fees-Water Treatment Plant	\$ 576,000.00	\$ 100,389.00	\$ 662,013.92	\$ (86,013.92)	-14.93%
01-50-510-481018	Fac Fees-Local Water Resources	\$ 304,000.00	\$ -	\$ 205,542.53	\$ 98,457.47	32.39%
01-50-510-481024	Fac Fees-Recycled Water	\$ 877,000.00	\$ 152,818.00	\$ 1,049,171.34	\$ (172,171.34)	-19.63%
01-50-510-481030	Fac Fees-Transmission (16")	\$ 980,000.00	\$ 170,912.00	\$ 1,127,076.89	\$ (147,076.89)	-15.01%
01-50-510-481036	Fac Fees-Storage	\$ 1,255,000.00	\$ 218,872.00	\$ 1,443,348.47	\$ (188,348.47)	-15.01%
01-50-510-481042	Fac Fees-Booster	\$ 87,000.00	\$ 15,151.00	\$ 99,913.07	\$ (12,913.07)	-14.84%
01-50-510-481048	Fac Fees-Pressure Reducing Stn	\$ 45,000.00	\$ 7,739.00	\$ 51,034.73	\$ (6,034.73)	-13.41%
01-50-510-481054	Fac Fees-Miscellaneous Project	\$ 39,000.00	\$ 6,758.00	\$ 44,565.55	\$ (5,565.55)	-14.27%
01-50-510-481060	Fac Fees-Financing Costs	\$ 191,000.00	\$ 33,245.00	\$ 220,481.77	\$ (29,481.77)	-15.44%
01-50-510-485001	Front Footage Fees	\$ 24,000.00	\$ -	\$ 15,988.50	\$ 8,011.50	33.38%
	Non-Operating Revenue	\$ 6,354,000.00	\$ 916,908.00	\$ 6,829,885.53	\$ (475,885.53)	-7.49%
01-50-510-410100	Sales	\$ 6,367,000.00	\$ 644,494.08	\$ 3,530,270.50	\$ 2,836,729.50	44.55%
01-50-510-410151	Agricultural Irrigation Sales	\$ 29,000.00	\$ 17.08	\$ 8,137.82	\$ 20,862.18	71.94%
01-50-510-410171	Construction Sales	\$ 203,000.00	\$ 15,175.35	\$ 129,290.37	\$ 73,709.63	36.31%
01-50-510-413001	Backflow Administration Charge	\$ 51,000.00	\$ 5,574.50	\$ 34,042.43	\$ 16,957.57	33.25%
01-50-510-413011	Fixed Meter Charges	\$ 4,243,000.00	\$ 412,315.57	\$ 3,112,308.03	\$ 1,130,691.97	26.65%
01-50-510-413021	Meter Fees	\$ 300,000.00	\$ 68,595.00	\$ 603,141.00	\$ (303,141.00)	-101.05%
01-50-510-415001	SGPWA Importation Charges	\$ 4,349,000.00	\$ 420,248.88	\$ 2,451,623.01	\$ 1,897,376.99	43.63%
01-50-510-415011	SCE Power Charges	\$ 2,467,000.00	\$ 245,145.18	\$ 1,429,386.85	\$ 1,037,613.15	42.06%
01-50-510-417001	2nd Notice Penalties	\$ 61,000.00	\$ 4,945.00	\$ 32,455.00	\$ 28,545.00	46.80%
01-50-510-417011	3rd Notice Charges	\$ 14,000.00	\$ 50.00	\$ 13,965.00	\$ 35.00	0.25%
01-50-510-417021	Account Reinstatement Fees	\$ 10,000.00	\$ 9,650.00	\$ 32,700.00	\$ (22,700.00)	-227.00%
01-50-510-417031	Lien Processing Fees	\$ 2,000.00	\$ 200.00	\$ 2,800.00	\$ (800.00)	-40.00%
01-50-510-417041	Credit Check Processing Fees	\$ 11,000.00	\$ 1,014.75	\$ 7,595.00	\$ 3,405.00	30.95%
01-50-510-417051	Returned Check Fees	\$ 3,000.00	\$ 400.00	\$ 2,900.00	\$ 100.00	3.33%
01-50-510-417061	Customer Damage/Upgrade Charge	\$ 22,000.00	\$ 80.00	\$ 17,615.34	\$ 4,384.66	19.93%
01-50-510-417071	After-Hours Call Out Charges	\$ 1,000.00	\$ 50.00	\$ 550.00	\$ 450.00	45.00%
01-50-510-417091	Credit Card Processing Fees	\$ 51,000.00	\$ 5,194.00	\$ 41,433.06	\$ 9,566.94	18.76%
01-50-510-419001	Rebates and Reimbursements	\$ -	\$ -	\$ -	\$ -	0.00%
01-50-510-419011	Development Income	\$ 226,000.00	\$ 27,063.52	\$ 199,332.56	\$ 26,667.44	11.80%
01-50-510-419012	Development Income - GIS	\$ 308,000.00	\$ -	\$ -	\$ 308,000.00	100.00%
01-50-510-419031	Well Maintenance Reimbursement	\$ 8,000.00	\$ -	\$ 192,184.24	\$ (184,184.24)	-2302.30%
01-50-510-419061	Miscellaneous Income	\$ 1,000.00	\$ 16.00	\$ 22,711.10	\$ (21,711.10)	-2171.11%
	Operating Revenue	\$ 18,727,000.00	\$ 1,860,228.91	\$ 11,864,441.31	\$ 6,862,558.69	36.65%
01-50-510-471001	Maint Fees - 12303 Oak Glen Rd	\$ 9,000.00	\$ 830.16	\$ 6,011.12	\$ 2,988.88	33.21%
01-50-510-471011	Maint Fees - 13695 Oak Glen Rd	\$ 6,000.00	\$ 521.36	\$ 3,849.52	\$ 2,150.48	35.84%
01-50-510-471021	Maint Fees - 13697 Oak Glen Rd	\$ 7,000.00	\$ 585.52	\$ 4,298.64	\$ 2,701.36	38.59%
01-50-510-471031	Maint Fees - 9781 AveMiravilla	\$ 5,000.00	\$ 481.26	\$ 3,568.82	\$ 1,431.18	28.62%
01-50-510-471101	Utilities - 12303 Oak Glen Rd	\$ 5,000.00	\$ 369.83	\$ 2,768.94	\$ 2,231.06	44.62%
01-50-510-471111	Utilities - 13695 Oak Glen Rd	\$ 4,000.00	\$ 317.41	\$ 2,782.67	\$ 1,217.33	30.43%
01-50-510-471121	Utilities - 13697 Oak Glen Rd	\$ 6,000.00	\$ 394.01	\$ 3,054.60	\$ 2,945.40	49.09%
01-50-510-471131	Utilities - 9781 Ave Miravilla	\$ 4,000.00	\$ -	\$ 2,212.19	\$ 1,787.81	44.70%
	Rent/Utilities	\$ 46,000.00	\$ 3,499.55	\$ 28,546.50	\$ 17,453.50	37.94%
Revenue Total		\$ 26,175,000.00	\$ 2,778,267.86	\$ 19,228,335.42	\$ 6,946,664.58	26.54%

General Ledger
Budget Variance Expense

User: wclayton
Printed: 9/29/2022 12:54:36 PM
Period 08 - 08
Fiscal Year 2022



Account Number	Description	Budget	Period Amt	End Bal	Variance	Encumbered	% Avail/ Uncollect
10	BOARD OF DIRECTORS						
01-10-110-500101	Board of Directors Fees	\$ 86,800.00	\$ 6,240.00	\$ 56,160.00	\$ 30,640.00	\$ -	35.30%
01-10-110-500115	Social Security	\$ 5,500.00	\$ 386.88	\$ 3,481.92	\$ 2,018.08	\$ -	36.69%
01-10-110-500120	Medicare	\$ 2,200.00	\$ 90.48	\$ 814.32	\$ 1,385.68	\$ -	62.99%
01-10-110-500125	Health Insurance	\$ 67,200.00	\$ 3,899.09	\$ 31,192.72	\$ 36,007.28	\$ -	53.58%
01-10-110-500140	Life Insurance	\$ 1,200.00	\$ 9.21	\$ 93.84	\$ 1,106.16	\$ -	92.18%
01-10-110-500143	EAP Program	\$ 1,100.00	\$ 7.75	\$ 62.00	\$ 1,038.00	\$ -	94.36%
01-10-110-500145	Workers' Compensation	\$ 1,000.00	\$ 39.45	\$ 301.72	\$ 698.28	\$ -	69.83%
01-10-110-500175	Training/Education/Mtgs/Travel	\$ 21,000.00	\$ 365.89	\$ 13,100.05	\$ 7,899.95	\$ -	37.62%
	Board of Directors Personnel	\$ 186,000.00	\$ 11,038.75	\$ 105,206.57	\$ 80,793.43	\$ -	43.44%
01-10-110-550042	Supplies-Other	\$ 1,000.00	\$ -	\$ 248.50	\$ 751.50	\$ -	75.15%
	Board of Directors Materials & Supplies	\$ 1,000.00	\$ -	\$ 248.50	\$ 751.50	\$ -	75.15%
01-10-110-550012	Election Expenses	\$ 6,000.00	\$ -	\$ 6.00	\$ 5,994.00	\$ -	99.90%
01-10-110-550051	Advertising/Legal Notices	\$ 4,000.00	\$ -	\$ 2,745.45	\$ 1,254.55	\$ -	31.36%
	Board of Directors Services	\$ 10,000.00	\$ -	\$ 2,751.45	\$ 7,248.55	\$ -	72.49%
Expense Total	BOARD OF DIRECTORS	\$ 197,000.00	\$ 11,038.75	\$ 108,206.52	\$ 88,793.48	\$ -	45.07%
20	ENGINEERING						
01-20-210-500105	Labor	\$ 567,000.00	\$ 35,090.38	\$ 270,379.23	\$ 296,620.77	\$ -	52.31%
01-20-210-500115	Social Security	\$ 40,000.00	\$ 2,277.41	\$ 17,290.38	\$ 22,709.62	\$ -	56.77%
01-20-210-500120	Medicare	\$ 10,000.00	\$ 532.64	\$ 4,043.85	\$ 5,956.15	\$ -	59.56%
01-20-210-500125	Health Insurance	\$ 101,000.00	\$ 5,434.63	\$ 43,477.04	\$ 57,522.96	\$ -	56.95%
01-20-210-500140	Life Insurance	\$ 2,000.00	\$ 59.70	\$ 392.11	\$ 1,607.89	\$ -	80.39%
01-20-210-500143	EAP Program	\$ 1,000.00	\$ 7.75	\$ 62.00	\$ 938.00	\$ -	93.80%
01-20-210-500145	Workers' Compensation	\$ 5,000.00	\$ 282.88	\$ 1,849.41	\$ 3,150.59	\$ -	63.01%
01-20-210-500150	Unemployment Insurance	\$ 20,000.00	\$ -	\$ -	\$ 20,000.00	\$ -	100.00%
01-20-210-500155	Retirement/CalPERS	\$ 90,000.00	\$ 5,301.51	\$ 37,880.63	\$ 52,119.37	\$ -	57.91%
01-20-210-500165	Uniforms & Employee Benefits	\$ 1,000.00	\$ -	\$ -	\$ 1,000.00	\$ -	100.00%
01-20-210-500175	Training/Education/Mtgs/Travel	\$ 6,000.00	\$ -	\$ 65.00	\$ 5,935.00	\$ -	98.92%
01-20-210-500180	Accrued Sick Leave Expense	\$ 29,000.00	\$ 129.96	\$ 990.79	\$ 28,009.21	\$ -	96.58%
01-20-210-500185	Accrued Vacation Leave Expense	\$ 23,000.00	\$ 1,422.22	\$ 7,310.24	\$ 15,689.76	\$ -	68.22%
01-20-210-500187	Accrual Leave Payments	\$ 16,000.00	\$ -	\$ -	\$ 16,000.00	\$ -	100.00%
01-20-210-500195	CIP Related Labor	\$ (225,000.00)	\$ (1,793.40)	\$ (37,237.80)	\$ (187,762.20)	\$ -	83.45%
	Engineering Personnel	\$ 686,000.00	\$ 48,745.68	\$ 346,502.88	\$ 339,497.12	\$ -	49.49%
01-20-210-540048	Permits, Fees & Licensing	\$ 3,000.00	\$ -	\$ -	\$ 3,000.00	\$ -	100.00%
	Engineering Materials & Supplies	\$ 3,000.00	\$ -	\$ -	\$ 3,000.00	\$ -	100.00%
01-20-210-500190	Temporary Labor		\$ 7,938.24	\$ 9,479.77	\$ (9,479.77)	\$ -	0.00%
01-20-210-540014	Development Reimbursable GIS	\$ 75,000.00	\$ -	\$ 12,800.00	\$ 62,200.00	\$ -	82.93%
01-20-210-550030	Membership Dues	\$ 2,000.00	\$ -	\$ 588.00	\$ 1,412.00	\$ -	70.60%
01-20-210-550051	Advertising/Legal Notices	\$ 10,000.00	\$ -	\$ 511.14	\$ 9,488.86	\$ -	94.89%
01-20-210-580031	Outside Engineering	\$ 60,000.00	\$ -	\$ -	\$ 60,000.00	\$ -	100.00%
01-20-210-580032	CIP Related Outside Engineering	\$ (42,000.00)	\$ -	\$ -	\$ (42,000.00)	\$ -	100.00%
	Engineering Services	\$ 105,000.00	\$ 7,938.24	\$ 23,378.91	\$ 81,621.09	\$ -	77.73%
Expense Total	ENGINEERING	\$ 794,000.00	\$ 56,683.92	\$ 369,881.79	\$ 424,118.21	\$ -	53.42%
30	FINANCE & ADMIN SERVICES						
01-30-310-500105	Labor	\$ 1,217,000.00	\$ 87,180.84	\$ 697,216.72	\$ 519,783.28	\$ -	42.71%
01-30-310-500110	Overtime	\$ 15,000.00	\$ 256.91	\$ 6,517.20	\$ 8,482.80	\$ -	56.55%
01-30-310-500111	Double Time	\$ 3,000.00	\$ 28.88	\$ 1,721.79	\$ 1,278.21	\$ -	42.61%
01-30-310-500115	Social Security	\$ 92,000.00	\$ 5,614.52	\$ 45,784.49	\$ 46,215.51	\$ -	50.23%
01-30-310-500120	Medicare	\$ 22,000.00	\$ 1,483.24	\$ 10,877.82	\$ 11,122.18	\$ -	50.56%
01-30-310-500125	Health Insurance	\$ 348,000.00	\$ 21,825.71	\$ 151,281.33	\$ 196,718.67	\$ -	56.53%
01-30-310-500130	CalPERS Health Admin Costs	\$ 2,000.00	\$ 252.51	\$ 1,569.81	\$ 430.19	\$ -	21.51%
01-30-310-500140	Life Insurance	\$ 4,000.00	\$ 229.05	\$ 1,148.02	\$ 2,851.98	\$ -	71.30%
01-30-310-500143	EAP Program	\$ 2,000.00	\$ 21.70	\$ 173.53	\$ 1,826.47	\$ -	91.32%
01-30-310-500145	Workers' Compensation	\$ 10,000.00	\$ 641.52	\$ 4,192.12	\$ 5,807.88	\$ -	58.08%
01-30-310-500150	Unemployment Insurance	\$ 42,000.00	\$ -	\$ -	\$ 42,000.00	\$ -	100.00%
01-30-310-500155	Retirement/CalPERS	\$ 244,000.00	\$ 17,487.62	\$ 136,825.35	\$ 107,174.65	\$ -	43.92%
01-30-310-500161	Estimated Current Year OPEB	\$ 213,000.00	\$ -	\$ -	\$ 213,000.00	\$ -	100.00%
01-30-310-500165	Uniforms & Employee Benefits	\$ 1,000.00	\$ 614.17	\$ 614.17	\$ 385.83	\$ -	38.58%
01-30-310-500175	Training/Education/Mtgs/Travel	\$ 31,000.00	\$ 3,458.53	\$ 16,751.76	\$ 14,248.24	\$ -	45.96%
01-30-310-500180	Accrued Sick Leave Expense	\$ 63,000.00	\$ 3,129.55	\$ 17,848.70	\$ 45,151.30	\$ -	71.67%
01-30-310-500185	Accrued Vacation Leave Expense	\$ 89,000.00	\$ 6,908.46	\$ 17,840.30	\$ 71,159.70	\$ -	79.95%
01-30-310-500187	Accrual Leave Payments	\$ 93,000.00	\$ 6,617.27	\$ 23,699.52	\$ 69,300.48	\$ -	74.52%
01-30-310-500195	CIP Related Labor	\$ (16,000.00)	\$ -	\$ -	\$ (16,000.00)	\$ -	100.00%
01-30-310-560000	GASB 68 Pension Expense	\$ 283,000.00	\$ -	\$ -	\$ 283,000.00	\$ -	100.00%
01-30-320-500105	Labor	\$ 69,400.00	\$ 5,580.40	\$ 49,067.26	\$ 20,332.74	\$ -	29.30%
01-30-320-500110	Overtime	\$ 3,000.00	\$ -	\$ 1,039.00	\$ 1,961.00	\$ -	65.37%
01-30-320-500111	Double Time	\$ 1,600.00	\$ -	\$ 553.58	\$ 1,046.42	\$ -	65.40%
01-30-320-500115	Social Security	\$ 6,000.00	\$ 395.58	\$ 3,280.51	\$ 2,719.49	\$ -	45.32%
01-30-320-500120	Medicare	\$ 2,000.00	\$ 92.52	\$ 767.24	\$ 1,232.76	\$ -	61.64%
01-30-320-500125	Health Insurance	\$ 26,000.00	\$ 1,352.96	\$ 10,909.72	\$ 15,090.28	\$ -	58.04%
01-30-320-500140	Life Insurance	\$ 1,000.00	\$ 22.04	\$ 81.04	\$ 918.96	\$ -	91.90%

Account Number	Description	Budget	Period Amt	End Bal	Variance	Encumbered	% Avail/ Uncollect
01-30-320-500143	EAP Program	\$ 1,000.00	\$ 1.55	\$ 12.47	\$ 987.53	\$ -	98.75%
01-30-320-500145	Workers' Compensation	\$ 1,000.00	\$ 40.30	\$ 282.87	\$ 717.13	\$ -	71.71%
01-30-320-500150	Unemployment Insurance	\$ 3,000.00	\$ -	\$ -	\$ 3,000.00	\$ -	100.00%
01-30-320-500155	Retirement/CalPERS	\$ 8,000.00	\$ 779.51	\$ 5,686.08	\$ 2,313.92	\$ -	28.92%
01-30-320-500165	Uniforms & Employee Benefits	\$ 200.00	\$ 48.49	\$ 48.49	\$ 151.51	\$ -	75.76%
01-30-320-500175	Training/Education/Mtgs/Travel	\$ 13,000.00	\$ 35.00	\$ 7,133.04	\$ 5,866.96	\$ -	45.13%
01-30-320-500176	Professional Development	\$ 41,000.00	\$ 400.00	\$ 7,441.60	\$ 33,558.40	\$ -	81.85%
01-30-320-500177	General Safety Trng & Supplies	\$ 31,000.00	\$ 500.00	\$ 12,192.10	\$ 18,807.90	\$ -	60.67%
01-30-320-500180	Accrued Sick Leave Expense	\$ 4,000.00	\$ 797.20	\$ 1,531.12	\$ 2,468.88	\$ -	61.72%
01-30-320-500185	Accrued Vacation Leave Expense	\$ 4,000.00	\$ -	\$ 704.40	\$ 3,295.60	\$ -	82.39%
01-30-320-500187	Accrual Leave Payments	\$ 2,000.00	\$ -	\$ -	\$ 2,000.00	\$ -	100.00%
01-30-320-550024	Employment Testing	\$ 5,000.00	\$ 35.00	\$ 660.57	\$ 4,339.43	\$ -	86.79%
	Finance & Admin Services Personnel	\$ 2,980,200.00	\$ 165,831.03	\$ 1,235,453.72	\$ 1,744,746.28	\$ -	58.54%
01-30-310-550006	Cashiering Shortages/Overages	\$ 100.00	\$ (0.06)	\$ 6.89	\$ 93.11	\$ -	93.11%
01-30-310-550042	Office Supplies	\$ 10,000.00	\$ 1,005.50	\$ 7,899.67	\$ 2,100.33	\$ -	21.00%
01-30-310-550046	Office Equipment	\$ 4,225.00	\$ -	\$ 2,437.16	\$ 1,787.84	\$ -	42.32%
01-30-310-550048	Postage	\$ 40,000.00	\$ 13.77	\$ 10,893.77	\$ 29,106.23	\$ -	72.77%
01-30-310-550072	Miscellaneous Operating Exp	\$ 1,000.00	\$ 51.42	\$ 100.22	\$ 899.78	\$ -	89.98%
01-30-310-550078	Bad Debt Expense	\$ 25,000.00	\$ -	\$ -	\$ 25,000.00	\$ -	100.00%
01-30-310-550084	Depreciation	\$ 3,000,000.00	\$ 256,044.89	\$ 2,057,902.08	\$ 942,097.92	\$ -	31.40%
01-30-320-550028	District Certification	\$ 4,000.00	\$ 311.38	\$ 2,506.38	\$ 1,493.62	\$ -	37.34%
01-30-320-550042	Office Supplies	\$ 3,000.00	\$ -	\$ 1,145.32	\$ 1,854.68	\$ -	61.82%
	Finance & Admin Services Materials & Supplies	\$ 3,087,325.00	\$ 257,426.90	\$ 2,082,891.49	\$ 1,004,433.51	\$ -	32.53%
01-30-310-500190	Temporary Labor	\$ 35,000.00	\$ -	\$ 688.20	\$ 34,311.80	\$ -	98.03%
01-30-310-550001	Bank/Financial Service Fees	\$ 17,000.00	\$ (46.50)	\$ 312.19	\$ 16,687.81	\$ -	98.16%
01-30-310-550008	Transaction/Return Fees	\$ 3,000.00	\$ 71.50	\$ 827.31	\$ 2,172.69	\$ -	72.42%
01-30-310-550010	Transaction/Credit Card Fees	\$ 80,000.00	\$ 8,412.20	\$ 63,192.58	\$ 16,807.42	\$ -	21.01%
01-30-310-550014	Credit Check Fees	\$ 7,000.00	\$ 607.32	\$ 4,367.82	\$ 2,632.18	\$ -	37.60%
01-30-310-550030	Membership Dues	\$ 40,000.00	\$ (3,866.21)	\$ 30,075.32	\$ 9,924.68	\$ -	24.81%
01-30-310-550036	Notary and Lien Fees	\$ 3,000.00	\$ -	\$ 895.00	\$ 2,105.00	\$ -	70.17%
01-30-310-550050	Utility Billing Service	\$ 81,000.00	\$ 6,275.18	\$ 57,765.21	\$ 23,234.79	\$ -	28.68%
01-30-310-550051	Advertising/Legal Notices	\$ 7,000.00	\$ -	\$ 1,108.65	\$ 5,891.35	\$ 550.00	76.31%
01-30-310-550054	Property, Auto, General Ins	\$ 130,000.00	\$ 12,948.73	\$ 87,104.07	\$ 42,895.93	\$ -	33.00%
01-30-310-580001	Accounting and Audit	\$ 37,000.00	\$ 700.00	\$ 29,925.00	\$ 7,075.00	\$ -	19.12%
01-30-310-580011	General Legal	\$ 112,000.00	\$ 7,592.50	\$ 40,120.69	\$ 71,879.31	\$ -	64.18%
01-30-310-580036	Other Professional Services	\$ 310,700.00	\$ 6,447.50	\$ 41,452.99	\$ 269,247.01	\$ -	86.66%
01-30-320-550025	Employee Retention	\$ 5,000.00	\$ -	\$ 986.47	\$ 4,013.53	\$ -	80.27%
01-30-320-550026	Recruitment Expense	\$ 13,000.00	\$ -	\$ 1,720.00	\$ 11,280.00	\$ -	86.77%
01-30-320-550030	Membership Dues	\$ 3,000.00	\$ 150.00	\$ 1,973.00	\$ 1,027.00	\$ -	34.23%
01-30-320-550051	Advertising/Legal Notices	\$ 4,000.00	\$ -	\$ 1,093.49	\$ 2,906.51	\$ -	72.66%
01-30-320-580036	Other Professional Services	\$ 63,500.00	\$ 7,809.64	\$ 20,744.64	\$ 42,755.36	\$ -	67.33%
	Finance & Admin Services Services	\$ 951,200.00	\$ 47,101.86	\$ 384,352.63	\$ 566,847.37	\$ 550.00	59.54%
Expense Total	FINANCE & ADMIN SERVICES	\$ 7,018,725.00	\$ 470,359.79	\$ 3,702,697.84	\$ 3,316,027.16	\$ 550.00	47.24%
35	INFORMATION TECHNOLOGY						
01-35-315-500105	Labor	\$ 152,000.00	\$ 11,796.80	\$ 93,637.10	\$ 58,362.90	\$ -	38.40%
01-35-315-500115	Social Security	\$ 12,000.00	\$ 732.00	\$ 6,541.93	\$ 5,458.07	\$ -	45.48%
01-35-315-500120	Medicare	\$ 3,000.00	\$ 171.20	\$ 1,529.97	\$ 1,470.03	\$ -	49.00%
01-35-315-500125	Health Insurance	\$ 26,000.00	\$ 2,027.66	\$ 16,221.28	\$ 9,778.72	\$ -	37.61%
01-35-315-500140	Life Insurance	\$ 1,000.00	\$ 21.60	\$ 153.14	\$ 846.86	\$ -	84.69%
01-35-315-500143	EAP Program	\$ 1,000.00	\$ 1.55	\$ 12.40	\$ 987.60	\$ -	98.76%
01-35-315-500145	Workers' Compensation	\$ 2,000.00	\$ 74.56	\$ 512.26	\$ 1,487.74	\$ -	74.39%
01-35-315-500150	Unemployment Insurance	\$ 6,000.00	\$ -	\$ -	\$ 6,000.00	\$ -	100.00%
01-35-315-500155	Retirement/CalPERS	\$ 18,000.00	\$ 1,526.07	\$ 11,646.25	\$ 6,353.75	\$ -	35.30%
01-35-315-500175	Training/Education/Mtgs/Travel	\$ 5,000.00	\$ -	\$ 4,597.10	\$ 402.90	\$ -	8.06%
01-35-315-500180	Accrued Sick Leave Expense	\$ 9,000.00	\$ -	\$ -	\$ 9,000.00	\$ -	100.00%
01-35-315-500185	Accrued Vacation Leave Expense	\$ 16,000.00	\$ -	\$ 1,843.25	\$ 14,156.75	\$ -	88.48%
01-35-315-500187	Accrual Leave Payments	\$ 15,000.00	\$ -	\$ 9,954.29	\$ 5,045.71	\$ -	33.64%
01-35-315-500195	CIP Related Labor	\$ (33,000.00)	\$ -	\$ -	\$ (33,000.00)	\$ -	100.00%
	Information Technology Personnel	\$ 233,000.00	\$ 16,351.44	\$ 146,648.97	\$ 86,351.03	\$ -	37.06%
01-35-315-550044	Printing/Toner and Maintenance	\$ 28,000.00	\$ 1,928.79	\$ 12,858.35	\$ 15,141.65	\$ -	54.08%
01-35-315-580016	Computer Hardware	\$ 30,000.00	\$ -	\$ 16,949.83	\$ 13,050.17	\$ -	43.50%
01-35-315-580028	Cybersecurity Soft & Hardware	\$ 50,000.00	\$ -	\$ 45,835.73	\$ 4,164.27	\$ -	8.33%
	Information Technology Materials & Supplies	\$ 108,000.00	\$ 1,928.79	\$ 75,643.91	\$ 32,356.09	\$ -	29.96%
01-35-315-501511	Telephone/Internet Service	\$ 45,000.00	\$ 3,469.66	\$ 37,717.05	\$ 7,282.95	\$ -	16.18%
01-35-315-501521	Building Alarms and Security	\$ 10,000.00	\$ 624.32	\$ 5,618.88	\$ 4,381.12	\$ -	43.81%
01-35-315-540014	GIS Maintenance and Updates	\$ 10,000.00	\$ -	\$ 2,400.00	\$ 7,600.00	\$ -	76.00%
01-35-315-550030	Membership Dues	\$ 3,000.00	\$ -	\$ 1,334.88	\$ 1,665.12	\$ -	55.50%
01-35-315-580021	IT/Software Support	\$ 8,000.00	\$ -	\$ -	\$ 8,000.00	\$ -	100.00%
01-35-315-580026	License/Maintenance/Support	\$ 220,000.00	\$ 16,557.48	\$ 130,359.69	\$ 89,640.31	\$ -	40.75%
	Information Technology Services	\$ 296,000.00	\$ 20,651.46	\$ 177,430.50	\$ 118,569.50	\$ -	40.06%
Expense Total	INFORMATION TECHNOLOGY	\$ 637,000.00	\$ 38,931.69	\$ 399,723.38	\$ 237,276.62	\$ -	37.25%
40	OPERATIONS						
410	Source of Supply Personnel						
01-40-410-500105	Labor	\$ 451,000.00	\$ 21,722.83	\$ 180,679.66	\$ 270,320.34	\$ -	59.94%
01-40-410-500110	Overtime	\$ 17,000.00	\$ 668.94	\$ 4,103.91	\$ 12,896.09	\$ -	75.86%
01-40-410-500111	Double Time	\$ 3,000.00	\$ -	\$ 36.93	\$ 2,963.07	\$ -	98.77%
01-40-410-500113	Standby/On-Call	\$ 13,000.00	\$ 1,120.00	\$ 7,000.00	\$ 6,000.00	\$ -	46.15%

Account Number	Description	Budget	Period Amt	End Bal	Variance	Encumbered	% Avail/ Uncollect
01-40-410-500114	Incentive Pay	\$ -	\$ 200.00	\$ 1,000.00	\$ (1,000.00)	\$ -	0.00%
01-40-410-500115	Social Security	\$ 34,000.00	\$ 1,706.82	\$ 13,539.18	\$ 20,460.82	\$ -	60.18%
01-40-410-500120	Medicare	\$ 8,000.00	\$ 399.18	\$ 3,166.43	\$ 4,833.57	\$ -	60.42%
01-40-410-500125	Health Insurance	\$ 151,000.00	\$ 7,820.98	\$ 63,335.94	\$ 87,664.06	\$ -	58.06%
01-40-410-500140	Life Insurance	\$ 2,000.00	\$ 66.38	\$ 324.12	\$ 1,675.88	\$ -	83.79%
01-40-410-500143	EAP Program	\$ 1,000.00	\$ 6.20	\$ 49.50	\$ 950.50	\$ -	95.05%
01-40-410-500145	Workers' Compensation	\$ 19,000.00	\$ 903.01	\$ 6,152.35	\$ 12,847.65	\$ -	67.62%
01-40-410-500150	Unemployment Insurance	\$ 26,000.00	\$ -	\$ -	\$ 26,000.00	\$ -	100.00%
01-40-410-500155	Retirement/CalPERS	\$ 105,000.00	\$ 6,960.78	\$ 53,094.99	\$ 51,905.01	\$ -	49.43%
01-40-410-500165	Uniforms & Employee Benefits	\$ 4,000.00	\$ -	\$ 709.37	\$ 3,290.63	\$ -	82.27%
01-40-410-500175	Training/Education/Mtgs/Travel	\$ 6,000.00	\$ -	\$ 1,413.19	\$ 4,586.81	\$ -	76.45%
01-40-410-500180	Accrued Sick Leave Expense	\$ 21,000.00	\$ 1,735.02	\$ 11,111.76	\$ 9,888.24	\$ -	47.09%
01-40-410-500185	Accrued Vacation Leave Expense	\$ 31,000.00	\$ 1,819.13	\$ 13,321.49	\$ 17,678.51	\$ -	57.03%
01-40-410-500187	Accrual Leave Payments	\$ 11,000.00	\$ -	\$ -	\$ 11,000.00	\$ -	100.00%
01-40-410-500195	CIP Related Labor	\$ (20,000.00)	\$ -	\$ -	\$ (20,000.00)	\$ -	100.00%
01-40-410-550024	Employment Testing	\$ 1,000.00	\$ -	\$ -	\$ 1,000.00	\$ -	100.00%
440	Transmission & Distribution Personnel						
01-40-440-500105	Labor	\$ 1,061,000.00	\$ 64,953.32	\$ 513,208.86	\$ 547,791.14	\$ -	51.63%
01-40-440-500110	Overtime	\$ 74,000.00	\$ 4,006.98	\$ 35,837.80	\$ 38,162.20	\$ -	51.57%
01-40-440-500111	Double Time	\$ 36,000.00	\$ 2,168.18	\$ 21,503.80	\$ 14,496.20	\$ -	40.27%
01-40-440-500113	Standby/On-Call	\$ 28,000.00	\$ 1,960.00	\$ 13,252.43	\$ 14,747.57	\$ -	52.67%
01-40-440-500115	Social Security	\$ 85,000.00	\$ 5,003.23	\$ 39,106.87	\$ 45,893.13	\$ -	53.99%
01-40-440-500120	Medicare	\$ 20,000.00	\$ 1,170.15	\$ 8,863.63	\$ 11,136.37	\$ -	55.68%
01-40-440-500125	Health Insurance	\$ 351,000.00	\$ 14,366.86	\$ 144,645.16	\$ 206,354.84	\$ -	58.79%
01-40-440-500140	Life Insurance	\$ 4,000.00	\$ 167.91	\$ 886.00	\$ 3,114.00	\$ -	77.85%
01-40-440-500143	EAP Program	\$ 2,000.00	\$ 22.28	\$ 167.46	\$ 1,832.54	\$ -	91.63%
01-40-440-500145	Workers' Compensation	\$ 36,000.00	\$ 2,101.92	\$ 13,821.80	\$ 22,178.20	\$ -	61.61%
01-40-440-500155	Retirement/CalPERS	\$ 224,000.00	\$ 14,273.72	\$ 109,888.82	\$ 114,111.18	\$ -	50.94%
01-40-440-500165	Uniforms & Employee Benefits	\$ 14,000.00	\$ 70.02	\$ 4,112.02	\$ 9,887.98	\$ -	70.63%
01-40-440-500175	Training/Education/Mtgs/Travel	\$ 5,000.00	\$ 1,140.00	\$ 1,787.54	\$ 3,212.46	\$ -	64.25%
01-40-440-500177	General Safety Supplies	\$ 11,000.00	\$ 505.53	\$ 8,559.40	\$ 2,440.60	\$ -	22.19%
01-40-440-500180	Accrued Sick Leave Expense	\$ 54,000.00	\$ 4,943.58	\$ 21,247.50	\$ 32,752.50	\$ -	60.65%
01-40-440-500185	Accrued Vacation Leave Expense	\$ 64,000.00	\$ 2,777.71	\$ 21,433.06	\$ 42,566.94	\$ -	66.51%
01-40-440-500187	Accrual Leave Payments	\$ 63,000.00	\$ -	\$ 4,960.84	\$ 58,039.16	\$ -	92.13%
01-40-440-500195	CIP Related Labor	\$ (111,000.00)	\$ -	\$ -	\$ (111,000.00)	\$ -	100.00%
01-40-440-550024	Employment Testing	\$ 1,000.00	\$ -	\$ -	\$ 1,000.00	\$ -	100.00%
450	Inspections Personnel						
01-40-450-500105	Labor	\$ 54,000.00	\$ 7,660.71	\$ 38,448.13	\$ 15,551.87	\$ -	28.80%
01-40-450-500110	Overtime	\$ 20,000.00	\$ 3,857.19	\$ 14,235.25	\$ 5,764.75	\$ -	28.82%
01-40-450-500111	Double Time	\$ 2,000.00	\$ -	\$ 329.60	\$ 1,670.40	\$ -	83.52%
01-40-450-500115	Social Security	\$ 3,000.00	\$ 715.13	\$ 3,292.09	\$ (292.09)	\$ -	-9.74%
01-40-450-500120	Medicare	\$ 1,000.00	\$ 167.27	\$ 769.99	\$ 230.01	\$ -	23.00%
01-40-450-500125	Health Insurance	\$ 13,000.00	\$ 3,796.70	\$ 13,390.87	\$ (390.87)	\$ -	-3.01%
01-40-450-500140	Life Insurance	\$ 1,000.00	\$ 31.57	\$ 73.74	\$ 926.26	\$ -	92.63%
01-40-450-500143	EAP Program	\$ 1,000.00	\$ 3.58	\$ 11.73	\$ 988.27	\$ -	98.83%
01-40-450-500145	Workers' Compensation	\$ 2,000.00	\$ 339.60	\$ 1,395.82	\$ 604.18	\$ -	30.21%
01-40-450-500155	Retirement/CalPERS	\$ 10,000.00	\$ 1,449.34	\$ 8,778.15	\$ 1,221.85	\$ -	12.22%
460	Customer Svc & Meter Reading Personnel						
01-40-460-500105	Labor	\$ 197,000.00	\$ 13,652.14	\$ 119,337.88	\$ 77,662.12	\$ -	39.42%
01-40-460-500110	Overtime	\$ 16,000.00	\$ 167.16	\$ 2,266.28	\$ 13,733.72	\$ -	85.84%
01-40-460-500111	Double Time	\$ 4,000.00	\$ -	\$ 573.76	\$ 3,426.24	\$ -	85.66%
01-40-460-500113	Standby/On-Call	\$ 5,000.00	\$ -	\$ -	\$ 5,000.00	\$ -	100.00%
01-40-460-500115	Social Security	\$ 16,000.00	\$ 1,040.48	\$ 8,554.56	\$ 7,445.44	\$ -	46.53%
01-40-460-500120	Medicare	\$ 4,000.00	\$ 243.28	\$ 2,000.69	\$ 1,999.31	\$ -	49.98%
01-40-460-500125	Health Insurance	\$ 76,000.00	\$ 4,812.67	\$ 41,507.72	\$ 34,492.28	\$ -	45.38%
01-40-460-500140	Life Insurance	\$ 1,000.00	\$ 37.89	\$ 180.54	\$ 819.46	\$ -	81.95%
01-40-460-500143	EAP Program	\$ 1,000.00	\$ 4.94	\$ 35.94	\$ 964.06	\$ -	96.41%
01-40-460-500145	Workers' Compensation	\$ 8,000.00	\$ 547.14	\$ 3,852.86	\$ 4,147.14	\$ -	51.84%
01-40-460-500155	Retirement/CalPERS	\$ 55,000.00	\$ 4,505.29	\$ 34,462.07	\$ 20,537.93	\$ -	37.34%
01-40-460-500165	Uniforms & Employee Benefits	\$ 3,000.00	\$ -	\$ 553.79	\$ 2,446.21	\$ -	81.54%
01-40-460-500175	Training/Education/Mtgs/Travel	\$ 1,000.00	\$ -	\$ -	\$ 1,000.00	\$ -	100.00%
01-40-460-500180	Accrued Sick Leave Expense	\$ 9,000.00	\$ 997.10	\$ 5,095.32	\$ 3,904.68	\$ -	43.39%
01-40-460-500185	Accrued Vacation Leave Expense	\$ 16,000.00	\$ 1,952.30	\$ 10,588.61	\$ 5,411.39	\$ -	33.82%
01-40-460-500187	Accrual Leave Payments	\$ 11,000.00	\$ -	\$ -	\$ 11,000.00	\$ -	100.00%
01-40-460-500195	CIP Related Labor	\$ (31,000.00)	\$ (4,043.82)	\$ (27,357.76)	\$ (3,642.24)	\$ -	11.75%
01-40-460-550024	Employment Testing	\$ 1,000.00	\$ -	\$ -	\$ 1,000.00	\$ -	100.00%
470	Maintenance & General Plant Personnel						
01-40-470-500105	Labor	\$ 90,000.00	\$ 4,833.85	\$ 40,203.61	\$ 49,796.39	\$ -	55.33%
01-40-470-500110	Overtime	\$ 4,000.00	\$ 34.18	\$ 542.45	\$ 3,457.55	\$ -	86.44%
01-40-470-500111	Double Time	\$ 2,000.00	\$ -	\$ 182.28	\$ 1,817.72	\$ -	90.89%
01-40-470-500115	Social Security	\$ 7,000.00	\$ 333.91	\$ 2,669.20	\$ 4,330.80	\$ -	61.87%
01-40-470-500120	Medicare	\$ 2,000.00	\$ 78.09	\$ 585.44	\$ 1,414.56	\$ -	70.73%
01-40-470-500125	Health Insurance	\$ 38,000.00	\$ 1,974.54	\$ 17,136.13	\$ 20,863.87	\$ -	54.90%
01-40-470-500140	Life Insurance	\$ 1,000.00	\$ 19.49	\$ 78.28	\$ 921.72	\$ -	92.17%
01-40-470-500143	EAP Program	\$ 1,000.00	\$ 1.75	\$ 14.37	\$ 985.63	\$ -	98.56%
01-40-470-500145	Workers' Compensation	\$ 4,000.00	\$ 178.10	\$ 1,234.35	\$ 2,765.65	\$ -	69.14%
01-40-470-500155	Retirement/CalPERS	\$ 16,000.00	\$ 573.58	\$ 4,315.35	\$ 11,684.65	\$ -	73.03%
01-40-470-500165	Uniforms & Employee Benefits	\$ 1,000.00	\$ -	\$ 762.27	\$ 237.73	\$ -	23.77%
01-40-470-500175	Training/Education/Mtgs/Travel	\$ 2,000.00	\$ 49.90	\$ 243.38	\$ 1,756.62	\$ -	87.83%
01-40-470-500180	Accrued Sick Leave Expenses	\$ 3,000.00	\$ 516.46	\$ 1,461.46	\$ 1,538.54	\$ -	51.28%
01-40-470-500185	Accrued Vacation Expenses	\$ 3,000.00	\$ -	\$ 650.67	\$ 2,349.33	\$ -	78.31%
01-40-470-550024	Employment Testing	\$ 500.00	\$ -	\$ -	\$ 500.00	\$ -	100.00%
	Operations Personnel	\$ 3,580,500.00	\$ 215,292.17	\$ 1,674,778.68	\$ 1,905,721.32	\$ -	53.23%
410	Source of Supply Materials & Supplies						
01-40-410-501101	Electricity - Wells	\$ 2,502,000.00	\$ 335,505.38	\$ 1,777,046.83	\$ 724,953.17	\$ -	28.97%
01-40-410-501201	Gas - Wells	\$ 1,000.00	\$ 14.30	\$ 118.34	\$ 881.66	\$ -	88.17%
01-40-410-510011	Treatment & Chemicals	\$ 150,000.00	\$ 17,312.00	\$ 91,614.20	\$ 58,385.80	\$ -	38.92%

Account Number	Description	Budget	Period Amt	End Bal	Variance	Encumbered	% Avail/ Uncollect
01-40-410-510021	Lab Testing	\$ 90,000.00	\$ 3,550.42	\$ 73,438.08	\$ 16,561.92	\$ -	18.40%
01-40-410-510031	Tools, Parts, & Maintenance	\$ 8,000.00	\$ 250.77	\$ 2,969.05	\$ 5,030.95	\$ -	62.89%
01-40-410-520021	Maint & Repair-Telemetry	\$ 5,000.00	\$ 1,928.05	\$ 1,949.00	\$ 3,051.00	\$ -	61.02%
01-40-410-520061	Maint & Repair-Pumping Equip	\$ 272,900.00	\$ 10,485.53	\$ 116,572.36	\$ 156,327.64	\$ 11,604.70	53.03%
01-40-410-550066	Subscriptions	\$ 3,000.00	\$ -	\$ 1,128.75	\$ 1,871.25	\$ -	62.38%
440	Transmission & Distribution Materials & Supplies						
01-40-440-510031	Tools, Parts, & Maintenance	\$ 14,000.00	\$ 2,193.13	\$ 10,815.63	\$ 3,184.37	\$ -	22.75%
01-40-440-520071	Maint & Repair-Pipeline/FireHyd	\$ 73,000.00	\$ 14,302.64	\$ 40,731.79	\$ 32,268.21	\$ -	44.20%
01-40-440-520081	Maint & Repair-Hydraulic Valve	\$ 25,000.00	\$ 193.95	\$ 193.95	\$ 24,806.05	\$ -	99.22%
01-40-440-540001	Backflow Maintenance	\$ 5,000.00	\$ 1,179.34	\$ 1,611.08	\$ 3,388.92	\$ -	67.78%
01-40-440-540024	Inventory Adjustments	\$ 38,500.00	\$ -	\$ 15,331.62	\$ 23,168.38	\$ -	60.18%
01-40-440-540036	Line Locates	\$ 4,000.00	\$ 291.75	\$ 1,995.15	\$ 2,004.85	\$ -	50.12%
01-40-440-540042	Meters Maintenance & Services	\$ 101,000.00	\$ 17,962.79	\$ 54,402.94	\$ 46,597.06	\$ 1,411.04	44.74%
01-40-440-540078	Reservoir Maintenance	\$ 87,500.00	\$ -	\$ 21,649.27	\$ 65,850.73	\$ -	75.26%
470	Maintenance & General Plant Materials & Supplies						
01-40-470-501111	Electricity -560 Magnolia Ave	\$ 37,000.00	\$ 4,577.43	\$ 21,654.95	\$ 15,345.05	\$ -	41.47%
01-40-470-501121	Electricity -12303 Oak Glen Rd	\$ 5,000.00	\$ 369.83	\$ 2,768.94	\$ 2,231.06	\$ -	44.62%
01-40-470-501131	Electricity -13695 Oak Glen Rd	\$ 3,000.00	\$ 317.41	\$ 1,833.07	\$ 1,166.93	\$ -	38.90%
01-40-470-501141	Electricity -13697 Oak Glen Rd	\$ 3,000.00	\$ 394.01	\$ 1,850.59	\$ 1,149.41	\$ -	38.31%
01-40-470-501151	Electricity -9781 AveMiravilla	\$ 2,000.00	\$ 521.02	\$ 1,943.88	\$ 56.12	\$ -	2.81%
01-40-470-501161	Electricity -815 E 12th St	\$ 13,000.00	\$ 1,706.70	\$ 6,522.14	\$ 6,477.86	\$ -	49.83%
01-40-470-501171	Electricity -851 E 6th St	\$ 5,000.00	\$ 361.03	\$ 1,780.23	\$ 3,219.77	\$ -	64.40%
01-40-470-501321	Propane -12303 Oak Glen Rd	\$ 1,000.00	\$ -	\$ -	\$ 1,000.00	\$ -	100.00%
01-40-470-501331	Propane -13695 Oak Glen Rd	\$ 3,000.00	\$ -	\$ 949.60	\$ 2,050.40	\$ -	68.35%
01-40-470-501341	Propane -13697 Oak Glen Rd	\$ 3,000.00	\$ -	\$ 1,204.01	\$ 1,795.99	\$ -	59.87%
01-40-470-501351	Propane -9781 AveMiravilla	\$ 2,000.00	\$ -	\$ 789.33	\$ 1,210.67	\$ -	60.53%
01-40-470-501411	Sanitation -560 Magnolia Ave	\$ 4,000.00	\$ 224.73	\$ 2,446.60	\$ 1,553.40	\$ -	38.84%
01-40-470-501461	Sanitation -815 E 12th Ave	\$ 6,000.00	\$ 493.26	\$ 3,953.04	\$ 2,046.96	\$ -	34.12%
01-40-470-501471	Sanitation -11083 Cherry Ave	\$ 4,000.00	\$ 310.41	\$ 2,335.80	\$ 1,664.20	\$ -	41.61%
01-40-470-501611	Maint & Repair-560 Magnolia	\$ 27,775.00	\$ 1,786.02	\$ 17,298.23	\$ 10,476.77	\$ -	37.22%
01-40-470-501621	Maint & Repair-12303 Oak Glen	\$ 12,000.00	\$ 117.50	\$ 30,725.04	\$ (18,725.04)	\$ -	-156.04%
01-40-470-501631	Maint & Repair-13695 Oak Glen	\$ 12,000.00	\$ -	\$ 30,097.77	\$ (18,097.77)	\$ -	-150.81%
01-40-470-501641	Maint & Repair-13697 Oak Glen	\$ 9,000.00	\$ -	\$ 7,547.89	\$ 1,452.11	\$ -	16.13%
01-40-470-501651	Maint & Repair-9781 Avenida	\$ 9,000.00	\$ -	\$ 982.84	\$ 8,017.16	\$ -	89.08%
01-40-470-501661	Maint & Repair-815 E 12th St	\$ 14,000.00	\$ 347.46	\$ 5,640.15	\$ 8,359.85	\$ -	59.71%
01-40-470-501671	Maint & Repair-851 E 6th St	\$ 3,000.00	\$ 484.49	\$ 2,352.89	\$ 647.11	\$ -	21.57%
01-40-470-501691	Maint & Repair-Buildings(Gen)	\$ 60,000.00	\$ 32.35	\$ 21,544.90	\$ 38,455.10	\$ -	64.09%
01-40-470-510001	Auto/Fuel	\$ 120,000.00	\$ 10,900.47	\$ 86,982.23	\$ 33,017.77	\$ -	27.51%
01-40-470-520011	Maint & Repair-Safety Equip	\$ 18,000.00	\$ 91.53	\$ 2,324.01	\$ 15,675.99	\$ -	87.09%
01-40-470-520031	Maint & Repair-General Equip	\$ 50,000.00	\$ -	\$ 13,653.57	\$ 36,346.43	\$ -	72.69%
01-40-470-520041	Maintenance & Repair-Fleet	\$ 126,000.00	\$ 15,247.62	\$ 64,199.25	\$ 61,800.75	\$ -	49.05%
01-40-470-520051	Maintenance & Repair-Paving	\$ 83,000.00	\$ -	\$ 38,198.84	\$ 44,801.16	\$ -	53.98%
01-40-470-520053	Maint & Repair-Paving-Beaumont	\$ 379,000.00	\$ 15,591.00	\$ 330,892.25	\$ 48,107.75	\$ -	12.69%
01-40-470-520091	Maint & Repair-Communication	\$ 7,000.00	\$ -	\$ -	\$ 7,000.00	\$ -	100.00%
	Operations Materials & Supplies	\$ 4,400,675.00	\$ 459,044.32	\$ 2,914,040.08	\$ 1,486,634.92	\$ 13,015.74	33.49%
410	Source of Supply Services						
01-40-410-500501	State Project Water Purchases	\$ 4,349,000.00	\$ -	\$ 152,418.00	\$ 4,196,582.00	\$ -	96.50%
01-40-410-540084	Regulations Mandates & Tariffs	\$ 97,000.00	\$ -	\$ 49,887.33	\$ 47,112.67	\$ 9,975.00	38.29%
440	Transmission & Distribution Services						
01-40-440-500190	Temporary Labor	\$ 131,000.00	\$ -	\$ -	\$ 131,000.00	\$ -	100.00%
01-40-440-550051	Advertising/Legal Notices	\$ 5,000.00	\$ -	\$ 2,118.81	\$ 2,881.19	\$ -	57.62%
470	Maintenance & General Plant Services						
01-40-470-540030	Landscape Maintenance	\$ 82,000.00	\$ 5,185.72	\$ 45,452.11	\$ 36,547.89	\$ -	44.57%
01-40-470-540072	NCRF, Canyons, & Pond Maint	\$ 200,000.00	\$ 1,373.16	\$ 16,344.15	\$ 183,655.85	\$ -	91.83%
01-40-470-540084	Encroachment Permits	\$ 36,000.00	\$ 6,455.63	\$ 30,466.29	\$ 5,533.71	\$ -	15.37%
	Operations Services	\$ 4,900,000.00	\$ 13,014.51	\$ 296,686.69	\$ 4,603,313.31	\$ 9,975.00	93.74%
Expense Total	OPERATIONS	\$ 12,881,175.00	\$ 687,351.00	\$ 4,885,505.45	\$ 7,995,669.55	\$ 22,990.74	61.89%
50	GENERAL						
01-50-510-500112	Stipend-Association Mtg Attend	\$ -	\$ 75.00	\$ 225.00	\$ (225.00)	\$ -	0.00%
	Personnel	\$ -	\$ 75.00	\$ 225.00	\$ (225.00)	\$ -	0.00%
01-50-510-502001	Rents/Leases	\$ 27,000.00	\$ 2,317.96	\$ 17,795.40	\$ 9,204.60	\$ -	34.09%
01-50-510-510031	Tools, Parts, & Maintenance	\$ 1,000.00	\$ -	\$ 877.97	\$ 122.03	\$ -	12.20%
01-50-510-540066	Property Damage and Theft	\$ 13,000.00	\$ 4,842.97	\$ 5,206.19	\$ 7,793.81	\$ -	59.95%
01-50-510-550040	General Supplies	\$ 17,000.00	\$ 1,210.93	\$ 7,801.33	\$ 9,198.67	\$ 1,834.28	43.32%
01-50-510-550060	Public Ed/Community Outreach	\$ 100,000.00	\$ 6,204.81	\$ 98,309.27	\$ 1,690.73	\$ -	1.69%
01-50-510-550072	Miscellaneous Operating Exp	\$ 15,000.00	\$ -	\$ 13,771.06	\$ 1,228.94	\$ -	8.19%
01-50-510-550074	Disaster Preparedness Expenses	\$ 15,000.00	\$ -	\$ 3,481.18	\$ 11,518.82	\$ -	76.79%
	General Materials & Supplies	\$ 188,000.00	\$ 14,576.67	\$ 147,242.40	\$ 40,757.60	\$ 1,834.28	20.70%
01-50-510-550096	Beaumont Basin Watermaster	\$ 52,500.00	\$ -	\$ 43,261.00	\$ 9,239.00	\$ -	17.60%
01-50-510-550097	SAWPA Basin Monitoring Program	\$ 24,300.00	\$ 2,048.59	\$ 15,738.68	\$ 8,561.32	\$ -	35.23%
	General Services	\$ 76,800.00	\$ 2,048.59	\$ 58,999.68	\$ 17,800.32	\$ -	23.18%
Expense Total	GENERAL	\$ 264,800.00	\$ 16,700.26	\$ 206,467.08	\$ 58,332.92	\$ 1,834.28	21.34%
Expense Total	ALL EXPENSES	\$ 21,792,700.00	\$ 1,281,065.41	\$ 9,672,482.06	\$ 12,120,217.94	\$ 25,375.02	55.50%



**Beaumont-Cherry Valley Water District
Finance and Audit Committee Meeting
October 6, 2022**

Item 4b

STAFF REPORT

TO: Finance and Audit Committee
FROM: Finance and Administrative Services
SUBJECT: **August 31, 2022 Cash Balance and Investment Report**

Staff Recommendation

Approve the August 31, 2022 Cash Balance and Investment Report.

Summary

Attached is the Cash and Investment Report as of August 31, 2022. The District's total invested cash and marketable securities has a market value of \$82,466,068.53.

Analysis

The attached reports include the following elements, in accordance with 5045.17 Investment Reporting:

- a. Listing of individual securities held at the end of the reporting period;
- b. Cost and market value of all securities, including realized and unrealized market value gains or losses in accordance with GASB requirements;
- c. Average weighted yield to maturity of portfolio;
- d. Listing of investment by maturity date;
- e. Percentage of the total portfolio, which each type of investment represents;
- f. Statement of compliance with Investment Policy, including an explanation of any compliance exceptions (CGC Section 53646); and
- g. Certification of sufficient liquidity to meet budgeted expenditures over the ensuing six months (CGC Section 53646)

The investments, in type, maturity and as a percentage of the total portfolio, are following the existing Board approved investment policy.

The weighted average maturity (WAM) of the portfolio is 280 days. The maximum WAM allowed by the Investment Policy is 1,825 days. The current portfolio and expected revenue cash flow will be sufficient to meet budgeted expenditure requirements for the next six months and the foreseeable future thereafter.

Attachment(s)

August 31, 2022 Cash and Investment Report
Chandler Asset Management Portfolio Summary as of August 31, 2022
Chandler Asset Management Statement of Compliance as of August 31, 2022
Chandler Asset Management Holdings Report as of August 31, 2022

Staff Report prepared by William Clayton, Finance Manager



**Beaumont-Cherry Valley Water District
Cash Balance & Investment Report
As of August 31, 2022**

Account Name	Account Ending #	Cash Balance Per Account	
		Balance	Prior Month Balance
Wells Fargo			
	General	4152	
		\$13,851,834.98	\$13,432,229.73
	Total Cash	\$ 13,851,834.98	\$ 13,432,229.73

Account Name	Market Value	Prior Month Balance	Actual % of			Par Amount	Rate	2022 Interest to Date
			Total	Policy % Limit	Maturity			
Ca. State Treasurer's Office: Local Agency Investment Fund	\$31,932,348.55	\$31,932,348.55	47%	No Limit	Liquid	N/A	1.38%	\$121,888.48 ⁽¹⁾
CalTRUST Short Term Fund	\$0.00	\$0.00	0%	No Limit	Liquid	N/A	2.03%	\$13,546.98 ⁽²⁾
Chandler Investment Services	\$36,681,885.00	\$36,940,071.00	53%	No Limit	Liquid	N/A	2.85%	\$88,160.00 ⁽³⁾
Total Investments	\$68,614,233.55	\$68,872,419.55						\$223,595.46
Total Cash & Investments	\$ 82,466,068.53	\$ 82,304,649.28						

The investments above have been reviewed by the Director of Finance and Administration *[Signature]*

The investments above are in accordance with the District's investment policy. *[Signature]* 9/28/2022

BCVWD will be able to meet its cash flow obligations for the next 6 months. *[Signature]* 9/28/2022

(1) 4th Quarter 2021 Interest received in 2022
 (2) Redemption of full investment March 2022
 (3) Transitioning report changes to accommodate new investment type, will be revised after 2nd qtr 2022



PORTFOLIO CHARACTERISTICS

Average Modified Duration	0.92
Average Coupon	1.57%
Average Purchase YTM	2.17%
Average Market YTM	2.53%
Average S&P/Moody Rating	AA/Aa1
Average Final Maturity	1.03 yrs
Average Life	0.96 yrs

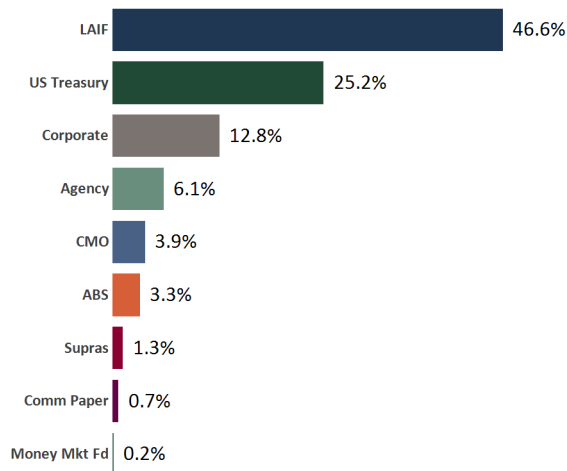
ACCOUNT SUMMARY

	Beg. Values as of 7/31/22	End Values as of 8/31/22
Market Value	68,737,285	68,467,803
Accrued Interest	164,604	210,519
Total Market Value	68,901,889	68,678,322
Income Earned	195,351	122,778
Cont/WD		
Par	69,554,557	69,592,677
Book Value	68,745,913	68,819,966
Cost Value	68,666,071	68,706,104

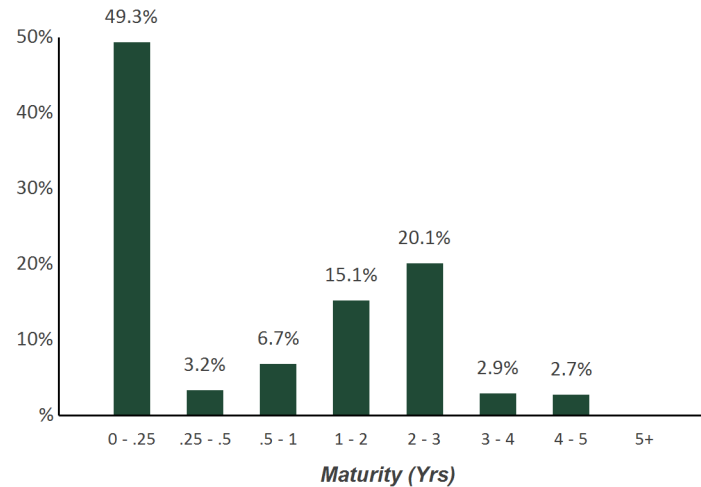
TOP ISSUERS

Local Agency Investment Fund	46.6%
Government of United States	25.2%
Federal Home Loan Mortgage Corp	4.6%
Federal Home Loan Bank	3.5%
Inter-American Dev Bank	1.3%
Federal Farm Credit Bank	1.2%
American Express ABS	0.9%
MUFG Bank Ltd/NY	0.7%
Total	84.0%

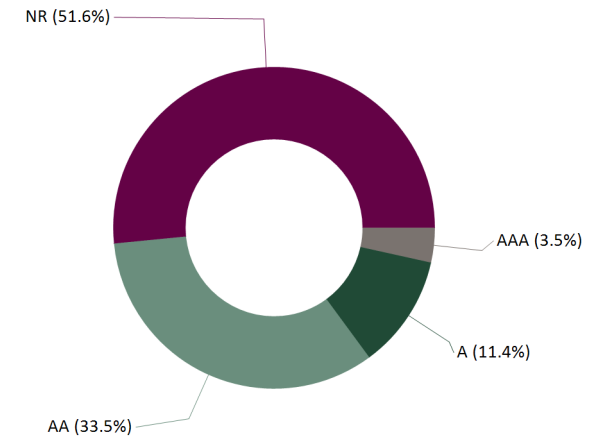
SECTOR ALLOCATION



MATURITY DISTRIBUTION



CREDIT QUALITY (S&P)



Statement of Compliance

As of August 31, 2022



BCVWD - Consolidated Portfolio

This portfolio is a consolidation of assets managed by Chandler Asset Management and assets managed internally by Client. Chandler relies on Client to provide accurate information for reporting assets and producing this compliance statement.

Category	Standard	Comment
U.S. Treasuries	No limitation; Full faith and credit of the U.S. are pledged for the payment of principal and interest	<i>Complies</i>
Federal Agencies	No limitation; Federal agencies or U.S. government-sponsored enterprise obligations, participations, or other instruments, including those issued or fully guaranteed as to principal and interest by federal agencies or U.S. government sponsored enterprises.	<i>Complies</i>
Supranational Obligations	"AA" rating category or higher by a NRSRO; 30% max; 10% max per issuer; USD denominated senior unsecured unsubordinated obligations; Issued or unconditionally guaranteed by International Bank for Reconstruction & Development (IBRD), International Finance Corporation (IFC), or Inter-American Development Bank (IADB)	<i>Complies</i>
Municipal Securities (CA, Other States)	5% max per issuer; Registered treasury notes or bonds of this state or any of the other 49 United States, including bonds payable solely out of the revenues from a revenue-producing property owned, controlled, or operated by a state or by a department, board, agency, or authority of this state or any of the other 49 United States. Bonds, notes, warrants, or other evidence of indebtedness of any local agency, including the District's own bonds, within this state, including bonds payable solely out of the revenues from a revenue-producing property owned, controlled, or operated by the local agency, or by a department, board, agency, or authority of the local agency.	<i>Complies</i>
Corporate Medium Term Notes	"A" rating category or better by a NRSRO; 30% max; 5% max per issuer; Issuer is a corporation organized and operating within the U.S. or by depository institutions licensed by the U.S. or any state and operating within the U.S.	<i>Complies</i>
Asset-Backed, Mortgage-Backed, Mortgage Pass-Through Securities, and Collateralized Mortgage Obligations	"AA" rating category or higher by a NRSRO; 20% max (combined ABS/MBS/CMO); 5% max per issuer that is not a U.S. Government Agency; Asset-Backed, Mortgage-Backed, Mortgage Pass-Through Securities, and Collateralized Mortgage Obligations limited to mortgage-backed pass-through securities issued by a US government agency or consumer receivable pass-through certificates or bonds	<i>Complies</i>
Negotiable Certificates of Deposit (NCD)	30% max; 5% max per issuer; Issued by a nationally or state-chartered bank, or a federal or state association, a state or federal credit union, or by a federally-licensed or state-licensed branch of a foreign bank.	<i>Complies</i>
Certificate of Deposit Placement Service (CDARS)	50% max (combined with Negotiable Certificates of Deposit)	<i>Complies</i>
Collateralized Bank Deposits	Deposits with financial institutions will be collateralized with pledged securities per California Government Code	<i>Complies</i>
Banker's Acceptances	"A-1" short-term rating or better by a NRSRO; 40% max; 30% max per commercial bank; 5% max per issuer; 180 days max maturity; Issued by domestic or foreign banks, which are eligible for purchase by the Federal Reserve System.	<i>Complies</i>
Commercial Paper	"Prime" quality of the highest rating by a NRSRO; The entity that issues the commercial paper shall meet all conditions: (i) Organized and operating in the U.S. as a general corporation; (ii) Has total assets >\$500 million; (iii) Has debt other than commercial paper, if any, that is "A" rating category or higher by a NRSRO; 25% max; 5% max per issuer; 10% max of the outstanding paper of an issuing corporation; 270 days max maturity	<i>Complies</i>
Money Market Mutual Funds	20% max; Registered with SEC under Investment Company Act of 1940 and issued by diversified management companies and meet either of the following criteria: (i) Highest rating by two NRSROs; or (ii) Retained an investment adviser registered or exempt from SEC registration with > 5 years experience managing money market mutual funds with AUM >\$500 million	<i>Complies</i>
Local Agency Investment Fund (LAIF)	Maximum amount permitted by LAIF; Not used by investment adviser	<i>Complies</i>

Local Government Investment Pool (LGIP)	No limitation; However, the amount invested may not exceed the current maximum allowed by the pool; "AAm", or its equivalent, by a NRSRO; Shares of beneficial interest issued by a joint powers authority organized pursuant to Government Code Section; must meet the requirements of California Government Code Section 53601(p); the pool must seek to maintain a stable Net Asset Value ("NAV")	<i>Complies</i>
Repurchase Agreements	10% max; 102% Collateralized; 1 year max maturity; Not used by investment adviser	<i>Complies</i>
Max Per Issuer	5% max per issuer, except U.S. Treasuries, Federal Agency securities, LGIPs, and LAIF	<i>Complies</i>
Maximum Maturity	5 years maximum maturity	<i>Complies</i>



CUSIP	Security Description	Par Value/Units	Purchase Date Book Yield	Cost Value Book Value	Mkt Price Mkt YTM	Market Value Accrued Int.	% of Port. Gain/Loss	Moody/S&P Fitch	Maturity Duration
ABS									
36262XAC8	GM Financial Auto Lease Trust 2021-3 A2 0.39% Due 10/21/2024	130,000.00	05/04/2022 2.99%	125,764.84 126,565.72	96.84 3.92%	125,889.14 15.49	0.18% (676.58)	NR / AAA AAA	2.14 0.90
43813GAC5	Honda Auto Receivables Trust 2021-1 A3 0.27% Due 4/21/2025	245,220.42	Various 2.37%	239,638.25 240,658.61	97.54 4.00%	239,195.36 18.39	0.35% (1,463.25)	Aaa / NR AAA	2.64 0.66
36266FAC3	GM Financial Auto Lease Trust 2022-2 A3 3.42% Due 6/20/2025	130,000.00	05/03/2022 3.45%	129,986.44 129,988.35	99.30 3.90%	129,086.10 135.85	0.19% (902.25)	NR / AAA AAA	2.81 1.56
44933LAC7	Hyundai Auto Receivables Trust 2021-A A3 0.38% Due 9/15/2025	275,000.00	04/25/2022 2.62%	267,179.69 268,505.70	96.84 4.03%	266,310.00 46.44	0.39% (2,195.70)	NR / AAA AAA	3.04 0.87
44934KAC8	Hyundai Auto Receivables Trust 2021-B A3 0.38% Due 1/15/2026	40,000.00	05/19/2022 2.98%	38,468.75 38,651.56	96.03 3.99%	38,412.52 6.76	0.06% (239.04)	NR / AAA AAA	3.38 1.11
47789QAC4	John Deere Owner Trust 2021-B A3 0.52% Due 3/16/2026	118,000.00	05/02/2022 3.32%	111,823.44 112,537.25	95.03 4.12%	112,132.21 27.27	0.16% (405.04)	Aaa / NR AAA	3.54 1.40
43815PAC3	Honda Auto Receivables 2022-2 A3 3.73% Due 7/20/2026	50,000.00	08/15/2022 3.76%	49,997.02 49,997.04	99.40 4.05%	49,701.95 36.26	0.07% (295.09)	NR / AAA AAA	3.89 2.06
89238FAD5	Toyota Auto Receivables OT 2022-B A3 2.93% Due 9/15/2026	209,000.00	Various 3.26%	207,519.11 207,671.27	98.30 3.87%	205,456.01 272.16	0.30% (2,215.26)	Aaa / AAA NR	4.04 1.85
02582JIR2	American Express 2021-1 A 0.9% Due 11/15/2026	386,000.00	Various 3.23%	364,484.53 367,207.10	93.96 3.79%	362,682.14 154.40	0.53% (4,524.96)	Aaa / NR AAA	4.21 2.14
362585AC5	GM Financial Securitized ART 2022-2 A3 3.1% Due 2/16/2027	40,000.00	04/05/2022 3.13%	39,991.64 39,992.58	98.52 3.95%	39,406.16 51.67	0.06% (586.42)	Aaa / AAA NR	4.47 1.80
47800AAC4	John Deere Owner Trust 2022-B A3 3.74% Due 2/16/2027	115,000.00	07/12/2022 3.77%	114,989.02 114,989.38	99.28 4.09%	114,168.78 489.84	0.17% (820.60)	Aaa / NR AAA	4.47 2.24
89231CAD9	Toyota Auto Receivables Owner 2022-C A3 3.76% Due 4/15/2027	140,000.00	08/08/2022 3.80%	139,976.61 139,976.92	99.36 4.08%	139,101.20 219.33	0.20% (875.72)	NR / AAA AAA	4.62 2.21
36265WAD5	GM Financial Securitized Auto 2022-3 A3 3.64% Due 4/16/2027	55,000.00	07/06/2022 3.67%	54,999.62 54,999.64	99.46 3.92%	54,701.52 83.42	0.08% (298.12)	Aaa / NR AAA	4.63 2.17



CUSIP	Security Description	Par Value/Units	Purchase Date Book Yield	Cost Value Book Value	Mkt Price Mkt YTM	Market Value Accrued Int.	% of Port. Gain/Loss	Moody/S&P Fitch	Maturity Duration
ABS									
02582JIT8	American Express Credit Trust 2022-2 A 3.39% Due 5/17/2027	235,000.00	05/17/2022 3.42%	234,948.02 234,952.80	98.86 3.87%	232,323.35 354.07	0.34% (2,629.45)	NR / AAA AAA	4.71 2.53
92348KAV5	Verizon Master Trust 2022-5 A1A 3.72% Due 7/20/2027	140,000.00	08/02/2022 3.75%	139,993.84 139,993.97	100.00 3.96%	139,993.84 289.33	0.20% (0.13)	NR / AAA AAA	4.89 1.85
Total ABS		2,308,220.42	3.20%	2,259,760.82 2,266,687.89	3.94%	2,248,560.28 2,200.68	3.28% (18,127.61)	Aaa / AAA AAA	3.79 1.67
AGENCY									
3130ALRG1	FHLB Note 0.125% Due 3/17/2023	400,000.00	05/09/2022 2.04%	393,559.60 395,920.39	98.27 3.36%	393,084.40 227.78	0.57% (2,835.99)	Aaa / AA+ AAA	0.54 0.54
3137EAEQ8	FHLMC Note 0.375% Due 4/20/2023	500,000.00	04/21/2022 2.09%	491,613.00 494,662.82	98.04 3.52%	490,179.50 682.29	0.71% (4,483.32)	Aaa / AA+ AAA	0.64 0.62
3133EJYL7	FFCB Note 2.8% Due 9/5/2023	95,000.00	04/07/2022 2.27%	95,688.47 95,493.29	99.27 3.54%	94,306.60 1,300.44	0.14% (1,186.69)	Aaa / AA+ AAA	1.01 0.97
313383YJ4	FHLB Note 3.375% Due 9/8/2023	500,000.00	04/26/2022 2.35%	506,845.00 505,102.89	99.73 3.65%	498,657.00 8,109.38	0.74% (6,445.89)	Aaa / AA+ NR	1.02 0.98
3130APU29	FHLB Note 0.5% Due 11/9/2023	400,000.00	06/28/2022 3.06%	386,424.00 388,168.71	96.57 3.47%	386,298.00 622.22	0.56% (1,870.71)	Aaa / AA+ NR	1.19 1.16
3130AAHE1	FHLB Note 2.5% Due 12/8/2023	150,000.00	04/07/2022 2.43%	150,159.30 150,121.11	98.67 3.58%	147,998.85 864.58	0.22% (2,122.26)	Aaa / AA+ NR	1.27 1.23
3133ENWP1	FFCB Note 2.625% Due 5/16/2024	270,000.00	05/10/2022 2.69%	269,635.50 269,689.35	98.56 3.50%	266,114.43 2,067.19	0.39% (3,574.92)	Aaa / AA+ AAA	1.71 1.64
3133ENYX2	FFCB Note 3.25% Due 6/17/2024	460,000.00	06/15/2022 3.40%	458,707.40 458,841.79	99.55 3.51%	457,931.84 3,073.06	0.67% (909.95)	Aaa / AA+ AAA	1.80 1.72
3130ASDS5	FHLB Note 2.75% Due 6/28/2024	500,000.00	06/28/2022 3.22%	495,520.00 495,912.77	98.71 3.48%	493,561.00 3,093.75	0.72% (2,351.77)	Aaa / AA+ NR	1.83 1.75
3130AQMR1	FHLB Callable Note Annual 1/27/2023 1.25% Due 1/27/2025	150,000.00	04/18/2022 2.75%	144,043.95 144,836.92	94.25 3.77%	141,370.50 177.08	0.21% (3,466.42)	Aaa / AA+ NR	2.41 2.33
3135G05X7	FNMA Note 0.375% Due 8/25/2025	500,000.00	06/22/2022 3.27%	456,750.00 459,362.17	91.27 3.48%	456,373.50 31.25	0.66% (2,988.67)	Aaa / AA+ AAA	2.99 2.92



CUSIP	Security Description	Par Value/Units	Purchase Date Book Yield	Cost Value Book Value	Mkt Price Mkt YTM	Market Value Accrued Int.	% of Port. Gain/Loss	Moody/S&P Fitch	Maturity Duration
AGENCY									
3130ALEM2	FHLB Callable Note Qtrly 11/25/2025 0.79% Due 2/25/2026	400,000.00	05/12/2022 2.96%	369,200.00 371,670.23	90.39 3.76%	361,556.00 52.67	0.53% (10,114.23)	Aaa / AA+ NR	3.49 3.38
Total Agency		4,325,000.00	2.76%	4,218,146.22 4,229,782.44	3.54%	4,187,431.62 20,301.69	6.13% (42,350.82)	Aaa / AA+ AAA	1.65 1.60
CMO									
3137B5KW2	FHLMC K035 A2 3.458% Due 8/25/2023	397,582.63	04/29/2022 1.85%	401,325.49 400,385.86	99.53 3.78%	395,731.49 1,145.70	0.58% (4,654.37)	NR / NR AAA	0.98 0.80
3137BTU25	FHLMC K724 A2 3.062% Due 11/25/2023	391,198.78	06/13/2022 3.46%	389,319.19 389,593.82	99.05 3.83%	387,475.73 998.21	0.57% (2,118.09)	NR / NR AAA	1.24 1.01
3137BEVH4	FHLMC K040 A2 3.241% Due 9/25/2024	150,000.00	04/21/2022 2.94%	150,726.56 150,621.24	98.56 3.93%	147,834.00 405.13	0.22% (2,787.24)	NR / NR AAA	2.07 1.84
3137BFE98	FHLMC K041 A2 3.171% Due 10/25/2024	150,000.00	04/21/2022 2.96%	150,480.47 150,411.29	98.72 3.74%	148,086.00 396.38	0.22% (2,325.29)	Aaa / AAA AAA	2.15 1.95
3137BFXT3	FHLMC K042 A2 2.67% Due 12/25/2024	450,000.00	06/22/2022 3.52%	441,070.31 441,734.00	97.56 3.79%	439,004.25 200.25	0.64% (2,729.75)	Aaa / NR NR	2.32 2.08
3137BHCY1	FHLMC K044 A2 2.811% Due 1/25/2025	375,696.66	06/16/2022 4.46%	367,067.38 367,730.45	97.73 3.81%	367,178.87 880.07	0.54% (551.58)	NR / NR AAA	2.41 2.14
3137F4WZ1	FHLMC K731 A2 3.6% Due 2/25/2025	397,500.26	05/03/2022 2.67%	402,034.25 401,500.31	99.26 3.87%	394,539.28 1,192.50	0.58% (6,961.03)	NR / NR AAA	2.49 2.10
3137BM7C4	FHLMC K051 A2 3.308% Due 9/25/2025	400,000.00	05/18/2022 3.06%	402,031.25 401,859.86	98.40 3.84%	393,584.80 1,102.67	0.57% (8,275.06)	NR / NR AAA	3.07 2.74
Total CMO		2,711,978.33	3.13%	2,704,054.90 2,703,836.83	3.82%	2,673,434.42 6,320.91	3.90% (30,402.41)	Aaa / AAA AAA	2.09 1.82



CUSIP	Security Description	Par Value/Units	Purchase Date Book Yield	Cost Value Book Value	Mkt Price Mkt YTM	Market Value Accrued Int.	% of Port. Gain/Loss	Moody/S&P Fitch	Maturity Duration
COMMERCIAL PAPER									
62479MKQ5	MUFG Bank Ltd/NY Discount CP 1.78% Due 10/24/2022	500,000.00	04/26/2022 1.82%	495,550.00 498,689.72	99.74 1.82%	498,689.72 0.00	0.73% 0.00	P-1 / A-1 NR	0.15 0.15
Total Commercial Paper		500,000.00	1.82%	495,550.00 498,689.72	1.82%	498,689.72 0.00	0.73% 0.00	Aaa / AA NR	0.15 0.15
CORPORATE									
14913R2D8	Caterpillar Financial Service Note 0.65% Due 7/7/2023	400,000.00	Various 2.41%	391,684.00 394,145.94	97.58 3.56%	390,330.40 390.00	0.57% (3,815.54)	A2 / A A	0.85 0.83
02665WCT6	American Honda Finance Note 3.55% Due 1/12/2024	400,000.00	Various 2.77%	405,283.50 404,127.79	99.69 3.78%	398,770.40 1,932.78	0.58% (5,357.39)	A3 / A- A	1.37 1.31
24422EVN6	John Deere Capital Corp Note 0.45% Due 1/17/2024	400,000.00	Various 2.68%	385,011.00 388,096.83	95.77 3.62%	383,089.60 220.00	0.56% (5,007.23)	A2 / A A	1.38 1.35
91159HHV5	US Bancorp Callable Note Cont 1/5/2024 3.375% Due 2/5/2024	150,000.00	04/20/2022 2.95%	151,047.00 150,825.16	99.55 3.70%	149,319.75 365.63	0.22% (1,505.41)	A2 / A+ A+	1.43 1.38
637432NL5	National Rural Utilities Callable Note Cont 12/7/2023 2.95% Due 2/7/2024	150,000.00	04/06/2022 2.77%	150,441.00 150,335.10	98.88 3.76%	148,320.75 295.00	0.22% (2,014.35)	A1 / A- A+	1.44 1.39
06051GHF9	Bank of America Corp Callable Note 1X 3/5/2023 3.55% Due 3/5/2024	400,000.00	Various 3.24%	401,089.50 400,617.93	99.61 3.95%	398,430.80 6,942.22	0.59% (2,187.13)	A2 / A- AA-	1.51 1.43
89114QCB2	Toronto Dominion Bank Note 3.25% Due 3/11/2024	400,000.00	Various 3.02%	401,620.50 401,318.31	98.89 4.00%	395,567.20 6,138.89	0.58% (5,751.11)	A1 / A AA-	1.53 1.45
037833CU2	Apple Inc Callable Note Cont 3/11/2024 2.85% Due 5/11/2024	450,000.00	06/22/2022 3.23%	446,895.00 447,206.86	98.97 3.48%	445,360.50 3,918.75	0.65% (1,846.36)	Aaa / AA+ NR	1.70 1.62
747525AT0	Qualcomm Inc Callable Note Cont 3/20/2024 2.9% Due 5/20/2024	400,000.00	Various 2.72%	401,320.00 401,060.83	98.67 3.71%	394,667.20 3,254.45	0.58% (6,393.63)	A2 / A NR	1.72 1.65
69371RR81	Paccar Financial Corp Note 3.15% Due 6/13/2024	290,000.00	06/06/2022 3.16%	289,933.30 289,940.60	98.49 4.03%	285,626.80 1,979.25	0.42% (4,313.80)	A1 / A+ NR	1.79 1.70



CUSIP	Security Description	Par Value/Units	Purchase Date Book Yield	Cost Value Book Value	Mkt Price Mkt YTM	Market Value Accrued Int.	% of Port. Gain/Loss	Moody/S&P Fitch	Maturity Duration
CORPORATE									
06367TQW3	Bank of Montreal Note 0.625% Due 7/9/2024	425,000.00	04/27/2022 3.22%	401,846.00 405,454.79	94.20 3.89%	400,362.75 383.68	0.58% (5,092.04)	A2 / A- AA-	1.86 1.81
79466LAG9	Salesforce.com Inc Callable Note Cont 7/15/2022 0.625% Due 7/15/2024	375,000.00	Various 2.99%	356,177.25 359,065.89	94.74 3.55%	355,272.00 299.48	0.52% (3,793.89)	A2 / A+ NR	1.87 1.83
05531FBH5	Truist Financial Corporation Callable Note Cont 7/1/2024 2.5% Due 8/1/2024	400,000.00	Various 3.07%	395,039.00 395,794.00	97.41 3.91%	389,653.20 833.33	0.57% (6,140.80)	A3 / A- A	1.92 1.84
693475AY1	PNC Financial Services Callable Note Cont 10/2/2024 2.2% Due 11/1/2024	150,000.00	04/11/2022 2.99%	147,117.00 147,552.69	96.73 3.79%	145,089.75 1,100.00	0.21% (2,462.94)	A3 / A- A	2.17 2.07
89236JTT3	Toyota Motor Credit Corp Note 1.45% Due 1/13/2025	150,000.00	04/18/2022 3.00%	143,931.00 144,745.06	94.46 3.92%	141,689.55 290.00	0.21% (3,055.51)	A1 / A+ A+	2.37 2.28
00440EAS6	Chubb INA Holdings Inc Note 3.15% Due 3/15/2025	450,000.00	Various 3.67%	443,992.50 444,392.63	98.41 3.81%	442,854.45 6,536.25	0.65% (1,538.18)	A3 / A A	2.54 2.38
69371RR73	Paccar Financial Corp Note 2.85% Due 4/7/2025	120,000.00	03/31/2022 2.86%	119,968.80 119,972.98	97.57 3.84%	117,083.52 1,368.00	0.17% (2,889.46)	A1 / A+ NR	2.60 2.45
023135CE4	Amazon.com Inc Note 3% Due 4/13/2025	450,000.00	Various 3.22%	447,451.25 447,577.45	98.56 3.58%	443,511.46 5,175.00	0.65% (4,065.99)	A1 / AA AA-	2.62 2.46
78016EZ59	Royal Bank of Canada Note 3.375% Due 4/14/2025	400,000.00	Various 3.64%	397,033.20 397,362.31	98.22 4.10%	392,862.40 5,137.50	0.58% (4,499.91)	A1 / A AA-	2.62 2.45
06406RBC0	Bank of NY Mellon Corp Callable Note Cont 3/25/2025 3.35% Due 4/25/2025	400,000.00	Various 3.27%	400,918.40 400,808.64	98.67 3.88%	394,692.40 4,652.77	0.58% (6,116.24)	A1 / A AA-	2.65 2.48
808513AX3	Charles Schwab Corp Callable Note Cont 3/21/2025 3.85% Due 5/21/2025	450,000.00	06/22/2022 3.80%	450,561.98 450,523.24	100.21 3.76%	450,932.40 4,812.50	0.66% 409.16	A2 / A A	2.72 2.39
46647PCH7	JP Morgan Chase & Co Callable Note Cont 6/1/2024 0.824% Due 6/1/2025	400,000.00	Various 3.29%	378,688.50 381,039.88	93.60 4.02%	374,408.00 824.00	0.55% (6,631.88)	A2 / A- AA-	2.75 2.66
63743HFE7	National Rural Utilities Note 3.45% Due 6/15/2025	60,000.00	04/27/2022 3.46%	59,983.80 59,985.51	98.40 4.06%	59,042.04 672.75	0.09% (943.47)	A2 / A- A	2.79 2.60
26442UAA2	Duke Energy Progress LLC Callable Note Cont 5/15/25 3.25% Due 8/15/2025	400,000.00	Various 3.26%	399,859.00 399,866.64	98.61 3.75%	394,440.00 577.78	0.58% (5,426.64)	Aa3 / A NR	2.96 2.79



CUSIP	Security Description	Par Value/Units	Purchase Date Book Yield	Cost Value Book Value	Mkt Price Mkt YTM	Market Value Accrued Int.	% of Port. Gain/Loss	Moody/S&P Fitch	Maturity Duration
CORPORATE									
89236TKF1	Toyota Motor Credit Corp Note 3.65% Due 8/18/2025	180,000.00	08/15/2022 3.68%	179,838.00 179,840.07	99.11 3.97%	178,398.00 237.25	0.26% (1,442.07)	A1 / A+ A+	2.97 2.78
637432NG6	National Rural Utilities Callable Note Cont 8/1/2025 3.25% Due 11/1/2025	60,000.00	04/14/2022 3.31%	59,880.00 59,892.54	97.64 4.05%	58,581.36 650.00	0.09% (1,311.18)	A1 / A- A+	3.17 2.94
665859AW4	Northern Trust Company Callable Note Cont 4/10/2027 4% Due 5/10/2027	450,000.00	Various 3.99%	450,269.40 450,264.43	99.78 4.05%	449,026.65 5,550.00	0.66% (1,237.78)	A2 / A+ A+	4.69 4.12
91324PEG3	United Health Group Inc Callable Note Cont 4/15/2027 3.7% Due 5/15/2027	115,000.00	05/17/2022 3.69%	115,055.80 115,052.61	99.00 3.93%	113,850.23 1,193.77	0.17% (1,202.38)	A3 / A+ A	4.71 4.23
Total Corporate		8,875,000.00	3.20%	8,771,935.68 8,786,866.71	3.82%	8,691,233.56 65,731.03	12.75% (95,633.15)	A1 / A A+	2.23 2.09
LAIF									
90LAIF\$00	Local Agency Investment Fund State Pool	31,932,348.55	Various 1.38%	31,932,348.55 31,932,348.55	1.00 1.38%	31,932,348.55 64,088.08	46.59% 0.00	NR / NR NR	0.00 0.00
Total LAIF		31,932,348.55	1.38%	31,932,348.55 31,932,348.55	1.38%	31,932,348.55 64,088.08	46.59% 0.00	NR / NR NR	0.00 0.00
MONEY MARKET FUND									
31846V807	First American Treasury MMF Class Y	105,130.07	Various 1.83%	105,130.07 105,130.07	1.00 1.83%	105,130.07 0.00	0.15% 0.00	Aaa / AA+ AAA	0.00 0.00
Total Money Market Fund		105,130.07	1.83%	105,130.07 105,130.07	1.83%	105,130.07 0.00	0.15% 0.00	Aaa / AA+ AAA	0.00 0.00
SUPRANATIONAL									
4581X0CZ9	Inter-American Dev Bank Note 1.75% Due 9/14/2022	500,000.00	05/04/2022 1.40%	500,610.00 500,060.53	99.96 2.81%	499,804.00 4,059.03	0.73% (256.53)	Aaa / AAA AAA	0.04 0.04



CUSIP	Security Description	Par Value/Units	Purchase Date Book Yield	Cost Value Book Value	Mkt Price Mkt YTM	Market Value Accrued Int.	% of Port. Gain/Loss	Moody/S&P Fitch	Maturity Duration
SUPRANATIONAL									
4581X0EE4	Inter-American Dev Bank Note 3.25% Due 7/1/2024	365,000.00	06/22/2022 3.26%	364,963.50 364,966.60	99.26 3.67%	362,311.05 1,977.08	0.53% (2,655.55)	Aaa / AAA AAA	1.84 1.75
Total Supranational		865,000.00	2.18%	865,573.50 865,027.13	3.17%	862,115.05 6,036.11	1.26% (2,912.08)	Aaa / AAA AAA	0.79 0.76
US TREASURY									
912828TY6	US Treasury Note 1.625% Due 11/15/2022	750,000.00	Various 1.70%	749,843.75 749,876.85	99.77 2.73%	748,284.75 3,609.88	1.09% (1,592.10)	Aaa / AA+ AAA	0.21 0.21
912828YW4	US Treasury Note 1.625% Due 12/15/2022	750,000.00	Various 1.84%	749,218.75 749,534.73	99.66 2.80%	747,447.75 2,597.34	1.09% (2,086.98)	Aaa / AA+ AAA	0.29 0.29
912828Z29	US Treasury Note 1.5% Due 1/15/2023	730,000.00	Various 1.95%	728,034.77 728,806.12	99.42 3.06%	725,779.87 1,428.26	1.06% (3,026.25)	Aaa / AA+ AAA	0.38 0.37
912828Z86	US Treasury Note 1.375% Due 2/15/2023	750,000.00	Various 2.10%	746,269.53 747,564.03	99.16 3.24%	743,701.50 476.40	1.08% (3,862.53)	Aaa / AA+ AAA	0.46 0.45
912828ZH6	US Treasury Note 0.25% Due 4/15/2023	750,000.00	Various 2.30%	736,835.93 740,600.29	98.14 3.29%	736,054.50 712.09	1.07% (4,545.79)	Aaa / AA+ AAA	0.62 0.61
912828VB3	US Treasury Note 1.75% Due 5/15/2023	750,000.00	Various 2.29%	746,220.70 747,187.26	98.89 3.36%	741,650.25 3,887.58	1.09% (5,537.01)	Aaa / AA+ AAA	0.70 0.69
912828ZU7	US Treasury Note 0.25% Due 6/15/2023	750,000.00	Various 2.42%	732,832.04 737,433.90	97.58 3.38%	731,835.75 399.59	1.07% (5,598.15)	Aaa / AA+ AAA	0.79 0.78
91282CAF8	US Treasury Note 0.125% Due 8/15/2023	750,000.00	Various 2.44%	728,574.22 733,748.82	96.86 3.49%	726,474.75 43.32	1.06% (7,274.07)	Aaa / AA+ AAA	0.96 0.94
91282CAP6	US Treasury Note 0.125% Due 10/15/2023	220,000.00	05/04/2022 2.62%	212,274.22 214,015.45	96.36 3.46%	211,990.68 104.44	0.31% (2,024.77)	Aaa / AA+ AAA	1.12 1.10
91282CAW1	US Treasury Note 0.25% Due 11/15/2023	750,000.00	Various 2.62%	723,837.89 729,152.60	96.29 3.42%	722,139.00 555.36	1.05% (7,013.60)	Aaa / AA+ AAA	1.21 1.18
91282CBV2	US Treasury Note 0.375% Due 4/15/2024	750,000.00	Various 2.70%	717,480.47 722,668.38	95.14 3.48%	713,583.75 1,068.15	1.04% (9,084.63)	Aaa / AA+ AAA	1.62 1.59
91282CCG4	US Treasury Note 0.25% Due 6/15/2024	775,000.00	Various 2.92%	733,680.66 739,417.65	94.48 3.46%	732,193.65 412.91	1.07% (7,224.00)	Aaa / AA+ AAA	1.79 1.76



CUSIP	Security Description	Par Value/Units	Purchase Date Book Yield	Cost Value Book Value	Mkt Price Mkt YTM	Market Value Accrued Int.	% of Port. Gain/Loss	Moody/S&P Fitch	Maturity Duration
US TREASURY									
91282CCT6	US Treasury Note 0.375% Due 8/15/2024	750,000.00	Various 2.78%	711,445.31 715,997.97	94.23 3.45%	706,758.00 129.93	1.03% (9,239.97)	Aaa / AA+ AAA	1.96 1.92
91282CCX7	US Treasury Note 0.375% Due 9/15/2024	750,000.00	Various 2.83%	708,437.50 713,896.01	93.98 3.46%	704,853.75 1,299.24	1.03% (9,042.26)	Aaa / AA+ AAA	2.04 2.00
91282CDB4	US Treasury Note 0.625% Due 10/15/2024	750,000.00	Various 2.88%	711,455.08 715,522.69	94.26 3.45%	706,933.50 1,780.23	1.03% (8,589.19)	Aaa / AA+ AAA	2.13 2.07
91282CDH1	US Treasury Note 0.75% Due 11/15/2024	750,000.00	Various 2.93%	710,820.32 715,538.55	94.26 3.47%	706,962.75 1,666.11	1.03% (8,575.80)	Aaa / AA+ AAA	2.21 2.15
91282CDN8	US Treasury Note 1% Due 12/15/2024	750,000.00	Various 3.13%	711,869.14 715,038.54	94.63 3.46%	709,687.50 1,598.36	1.04% (5,351.04)	Aaa / AA+ AAA	2.29 2.23
91282CDS7	US Treasury Note 1.125% Due 1/15/2025	775,000.00	Various 3.01%	737,794.93 741,866.31	94.70 3.47%	733,949.03 1,137.23	1.07% (7,917.28)	Aaa / AA+ AAA	2.38 2.30
91282CDZ1	US Treasury Note 1.5% Due 2/15/2025	750,000.00	Various 2.88%	723,125.00 725,677.32	95.39 3.47%	715,429.50 519.70	1.04% (10,247.82)	Aaa / AA+ AAA	2.46 2.38
91282CED9	US Treasury Note 1.75% Due 3/15/2025	750,000.00	Various 2.93%	726,035.16 728,586.40	95.88 3.46%	719,062.50 6,063.18	1.06% (9,523.90)	Aaa / AA+ AAA	2.54 2.43
91282CEH0	US Treasury Note 2.625% Due 4/15/2025	500,000.00	06/28/2022 3.23%	491,933.59 492,439.22	97.89 3.47%	489,453.00 4,984.63	0.72% (2,986.22)	Aaa / AA+ AAA	2.62 2.48
912828XB1	US Treasury Note 2.125% Due 5/15/2025	750,000.00	Various 3.09%	729,971.68 731,466.07	96.53 3.48%	723,984.00 4,720.62	1.06% (7,482.07)	Aaa / AA+ AAA	2.71 2.58
91282CEU1	US Treasury Note 2.875% Due 6/15/2025	670,000.00	06/28/2022 3.22%	663,457.03 663,844.04	98.41 3.48%	659,321.54 4,105.12	0.97% (4,522.50)	Aaa / AA+ AAA	2.79 2.64
91282CAB7	US Treasury Note 0.25% Due 7/31/2025	800,000.00	Various 3.08%	732,058.59 737,610.94	91.13 3.47%	729,062.40 173.92	1.06% (8,548.54)	Aaa / AA+ AAA	2.92 2.86
91282CBT7	US Treasury Note 0.75% Due 3/31/2026	750,000.00	Various 2.97%	690,097.65 694,106.22	90.97 3.45%	682,266.00 2,366.80	1.00% (11,840.22)	Aaa / AA+ AAA	3.58 3.47
Total US Treasury		17,970,000.00	2.66%	17,353,603.91 17,431,596.36	3.36%	17,268,859.67 45,840.39	25.21% (162,736.69)	Aaa / AA+ AAA	1.70 1.65
TOTAL PORTFOLIO		69,592,677.37	2.17%	68,706,103.65 68,819,965.70	2.53%	68,467,802.94 210,518.89	100.00% (352,162.76)	Aa1 / AA AAA	1.03 0.92
TOTAL MARKET VALUE PLUS ACCRUED						68,678,321.83			

Accounts Payable

Checks by Date - Detail by Check Date

User: wclayton
 Printed: 9/29/2022 1:46 PM

Beaumont-Cherry Valley Water District

560 Magnolia Avenue
 Beaumont CA 92223
 (951) 845-9581
 www.bcvwd.org



Check No	Vendor No Invoice No	Vendor Name Description	Check Date Reference	Void Checks	Check Amount
ACH	10138 HW201 Aug 2022	ARCO Business Solutions ARCO Fuel Charges 08/16-08/22/2022	08/25/2022		2,990.94
Total for this ACH Check for Vendor 10138:				0.00	2,990.94
Total for 8/25/2022:				0.00	2,990.94
ACH	10087 0-797-834-080 0-797-834-080 0-797-834-080	EDD PR Batch 00004.08.2022 CA SDI PR Batch 00001.08.2022 CA SDI PR Batch 00004.08.2022 State Income Tax	08/30/2022		43.66 0.47 29.03
Total for this ACH Check for Vendor 10087:				0.00	73.16
ACH	10094 270264224556433 270264224556433 270264224556433 270264224556433 270264224556433 270264224556433 270264224556433 270264224556433 270264224556433	U.S. Treasury PR Batch 00001.08.2022 FICA Employee Portion PR Batch 00004.08.2022 Medicare Employee Portion PR Batch 00004.08.2022 FICA Employer Portion PR Batch 00004.08.2022 Medicare Employer Portion PR Batch 00001.08.2022 Medicare Employer Portion PR Batch 00001.08.2022 Medicare Employee Portion PR Batch 00004.08.2022 FICA Employee Portion PR Batch 00004.08.2022 Federal Income Tax PR Batch 00001.08.2022 FICA Employer Portion	08/30/2022		2.65 73.09 312.51 73.09 0.62 0.62 312.51 257.66 2.65
Total for this ACH Check for Vendor 10094:				0.00	1,035.40
Total for 8/30/2022:				0.00	1,108.56
ACH	10085 1002188874 1002188874 1002188874 1002188874 1002188874 1002188874 1002188874 1002188874 1002188874 1002188874	CalPERS Retirement System PR Batch 00001.09.2022 CalPERS 8% ER Paid PR Batch 00001.09.2022 CalPERS ER PEPRA PR Batch 00001.09.2022 CalPERS 7% EE Deduction PR Batch 00001.09.2022 CalPERS 1% ER Paid PR Batch 00001.09.2022 CalPERS 8% EE Paid PR Batch 00001.09.2022 CalPERS 7.5% EE PEPRA PR Batch 00001.09.2022 CalPERS ER Paid Classic PR Batch 00001.09.2022 CalPERS ER PEPRA PR Batch 00001.09.2022 CalPERS 7.5% EE PEPRA	09/01/2022		993.02 147.81 1,500.34 214.32 2,144.09 135.36 9,642.94 5,735.84 5,252.58
Total for this ACH Check for Vendor 10085:				0.00	25,766.30
ACH	10087 0-005-110-624 0-005-110-624	EDD PR Batch 00001.09.2022 State Income Tax PR Batch 00001.09.2022 CA SDI	09/01/2022		5,906.10 1,466.18
Total for this ACH Check for Vendor 10087:				0.00	7,372.28

Check No	Vendor No Invoice No	Vendor Name Description	Check Date Reference	Void Checks	Check Amount
ACH	10094	U.S. Treasury	09/01/2022		
	270264462825039	PR Batch 00001.09.2022 FICA Employer Portion			8,532.93
	270264462825039	PR Batch 00001.09.2022 Medicare Employee Portion			2,131.21
	270264462825039	PR Batch 00001.09.2022 Federal Income Tax			15,094.28
	270264462825039	PR Batch 00001.09.2022 FICA Employee Portion			8,532.93
	270264462825039	PR Batch 00001.09.2022 Medicare Employer Portion			2,131.21
Total for this ACH Check for Vendor 10094:				0.00	36,422.56
ACH	10141	Ca State Disbursement Unit	09/01/2022		
	40993904	PR Batch 00001.09.2022 Garnishment			288.46
Total for this ACH Check for Vendor 10141:				0.00	288.46
ACH	10203	Voya Financial	09/01/2022		
	VB1450PP18 2022	PR Batch 00001.09.2022 Deferred Comp			350.00
Total for this ACH Check for Vendor 10203:				0.00	350.00
ACH	10264	CalPERs Supplemental Income Plans	09/01/2022		
	1002188872	PR Batch 00001.09.2022 ROTH-Post-Tax			75.00
	1002188872	PR Batch 00001.09.2022 457 Loan Repayment			180.60
	1002188872	PR Batch 00001.09.2022 457 Catch-Up			417.49
	1002188872	PR Batch 00001.09.2022 100% Contribution			720.33
	1002188872	PR Batch 00001.09.2022 CalPERS 457 %			94.40
	1002188872	PR Batch 00001.09.2022 CalPERS 457			1,998.29
	1002188872	PR Batch 00001.09.2022 ROTH % Deduction			79.72
Total for this ACH Check for Vendor 10264:				0.00	3,565.83
ACH	10895	Basic Pacific	09/01/2022		
	31147585	PR Batch 00001.09.2022 Flexible Spending Account (PT)			189.89
Total for this ACH Check for Vendor 10895:				0.00	189.89
ACH	10984	MidAmerica Administrative & Retirement Solutions	09/01/2022		
	1661885362243	PR Batch 00001.09.2022 401(a) Deferred Comp			1,043.60
Total for this ACH Check for Vendor 10984:				0.00	1,043.60
ACH	10138	ARCO Business Solutions	09/01/2022		
	HW201 Aug 2022	ARCO Fuel Charges 08/23-08/29/2022			2,295.54
Total for this ACH Check for Vendor 10138:				0.00	2,295.54
2027	10387	Franchise Tax Board	09/01/2022		
	PP18 2022	PR Batch 00001.09.2022 Garnishment FTB			109.03
Total for Check Number 2027:				0.00	109.03
2028	11068	Aaron Walker	09/01/2022		
	PP18 2022	PR Batch 00001.09.2022 Stipend			75.00
Total for Check Number 2028:				0.00	75.00
13045	UB*05002	Regina Meszinger	09/01/2022		
		Refund Check			552.25
Total for Check Number 13045:				0.00	552.25

Check No	Vendor No Invoice No	Vendor Name Description	Check Date Reference	Void Checks	Check Amount
13046	UB*05003	Sean & Cathy Tabor Refund Check Refund Check Refund Check Refund Check Refund Check Refund Check	09/01/2022		94.20 39.48 25.87 12.16 16.92 67.68
Total for Check Number 13046:				0.00	256.31
13047	10144 LYUM1650909 LYUM1650910 LYUM1654144 LYUM1654145	Alsco Inc Cleaning Mats/Shop Towels 12th/Palm Aug 2022 Cleaning Mats/Air Fresheners 560 Magnolia Ave Aug 2022 Cleaning Mats/Air Fresheners 560 Magnolia Ave Aug 2022 Cleaning Mats/Shop Towels 12th/Palm Aug 2022	09/01/2022		36.57 55.36 41.57 55.36
Total for Check Number 13047:				0.00	188.86
13048	10420 1CCJ-RYW7-DLYC 1GQ1-GX6L-69K9 1HWD-XXD6-H1RN 1MJH-RH4M-3XXK	Amazon Capital Services, Inc. Office Supplies Office Supplies Office Supplies Cricut Vinyl - District Signs	09/01/2022		34.43 39.30 39.86 146.82
Total for Check Number 13048:				0.00	260.41
13049	10893 701089394273	Anthem Blue Cross EAP EAP Sept 2022	09/01/2022		72.85
Total for Check Number 13049:				0.00	72.85
13050	10695 22106	B-81 Paving Inc 2 Main Line Repairs - City of Beaumont	09/01/2022		15,591.00
Total for Check Number 13050:				0.00	15,591.00
13051	10274 10358	Beaumont Chamber of Commerce Chamber Breakfast - L Williams	09/01/2022		25.00
Total for Check Number 13051:				0.00	25.00
13052	10550 ZQNPXFF6PCP	CalPERS Educational Forum CalPERS Educational Forum 2022 - L Lopez - 11/01-11/03/2022	09/01/2022		449.00
Total for Check Number 13052:				0.00	449.00
13053	10774 705696 705699 705700	Jesus Camacho (25) Truck Washes Aug 2022 (24) Truck Washes Aug 2022 (25) Truck Washes Aug 2022	09/01/2022		315.00 298.00 315.00
Total for Check Number 13053:				0.00	928.00
13054	10822 29038560 29038560 29038560 29038560 29038571 29038571	Canon Financial Services, Inc Contract Charge - 08/01-08/31/2022 - 560 Magnolia Ave Meter Usage - 07/01-07/31/2022 Contract Charge - 08/01-08/31/2022 - 851 E 6th St Meter Usage - 07/01-07/31/2022 Contract Charge - 08/01-08/31/2022 - 12th/Palm Meter Usage - 07/01-07/31/2022	09/01/2022		329.33 611.97 238.56 110.48 235.78 106.83
Total for Check Number 13054:				0.00	1,632.95

Check No	Vendor No Invoice No	Vendor Name Description	Check Date Reference	Void Checks	Check Amount
13055	10614	Cherry Valley Automotive	09/01/2022		
	38934	Tire - Unit 40/OD 32,682			169.60
	38934	Labor - Tire - Unit 40/OD 32,682			20.00
	39121	Labor - Oil/Filter - Unit 47/OD 3,235			20.00
	39121	Oil/Filter - Unit 47/OD 3,235			31.30
Total for Check Number 13055:				0.00	240.90
13056	10016	City of Beaumont	09/01/2022		
	EP0222-0174	EP0174 - 570 Cedar View Ave			645.56
	EP0222-0175	EP0175 - 1325 San Miguel Dr			645.56
	EP0222-0178	EP0178 - 322 E 11th St			800.50
	EP0222-0183	EP0183 - 447 B St			490.63
	EP0222-0191	EP0191 - 705 Birchwood Dr			490.63
	EP0222-0192	EP0192 - 1150 Pennsylvania Ave			645.56
	EP0222-0194	EP0194 - 9th and Michigan Ave			490.63
Total for Check Number 13056:				0.00	4,209.07
13057	10942	Diamond Environmental Services LP	09/01/2022		
	0004136057	(1) Rental and Service Portable Restroom - 08/29-09/25/2022			102.06
	0004136058	(2) Rental and Service Handicap Restrooms - 08/29-09/25/2022			271.10
Total for Check Number 13057:				0.00	373.16
13058	10174	GFOA	09/01/2022		
	3066632	Annual Governments GAAP Update - 01/10-01/12/2023 - E Gonzales			140.00
	3066633	Annual Governments GAAP Update - 01/10-01/12/2023 - L Lopez			125.00
	3066634	Annual Governments GAAP Update - 01/10-01/12/2023 - K Manini			125.00
	3066635	Annual Governments GAAP Update - 01/10-01/12/2023 - S Molina			125.00
Total for Check Number 13058:				0.00	515.00
13059	10398	Infosend, Inc	09/01/2022		
	217429	(1,062) Annual Backflow Letters Setup Fee/Services			181.86
	217429	(1,062) Annual Backflow Letters			514.94
	217429	(1,062) Annual Backflow Letters Postage			482.54
Total for Check Number 13059:				0.00	1,179.34
13060	10273	Inland Water Works Supply Co.	09/01/2022		
	S1055863.008	Coupling Brass 1			1,122.07
	S1055865.003	1 MIL. UP509 Brass Swing Check Valve			1,733.61
	S1055867.001	1 MIL. UP509 Brass Swing Check Valve			11,557.37
	S1055870.004	1 MIL. UP509 Brass Swing Check Valve			2,658.20
	S1055871.006	1 MIL. UP509 Brass Swing Check Valve			14,331.14
	S1058249.004	Saddle 450 - 480 X 1 SS			286.32
	S1058249.004	Meter Gasket Drop In 1-1/2			79.41
	S1058249.005	Full Circle 400 - 425 X 07			1,703.69
	S1058254.003	Elbow Brass 1 - 90			2,718.22
Total for Check Number 13060:				0.00	36,190.03
13061	10809	Inner-City Auto Repair & Tires	09/01/2022		
	3168	Labor - Trans Gask/Temp Sensor/Filter/Fluid - Unit 37/OD 48,701			1,050.00
	3168	Trans Oil Pan Gask/Temp Sensor/Filter/Fluid - Unit 37/OD 48,701			398.27
	3186	Labor - Rear Axle Assembly - Unit 37/OD 33,414			525.00
	3186	Rear Axle Assembly - Unit 37/OD 33,414			2,631.67
	3210	Labor - Oil/Filter/Front & Rear Shocks - Unit 41/OD 27,028			372.50
	3210	Oil/Filter/Front & Rear Shocks - Unit 41/OD 27,028			1,128.34
	3215	Brake Rotor/Pads/Air Filter - Unit 41/OD 27,029			1,183.56
	3215	Labor - Brake Rotor/Pads/Air Filter - Unit 41/OD 27,029			312.50
	3222	Labor - Trans Mount/Wheel Hub/Bearing - Unit 37/OD 33,414			687.50
	3222	Trans Mount/Wheel Hub/Bearing - Unit 37/OD 33,414			941.93
Total for Check Number 13061:				0.00	9,231.27

Check No	Vendor No Invoice No	Vendor Name Description	Check Date Reference	Void Checks	Check Amount
13062	11092 3777967-1	Lorman Business Center 1099 Reporting Update - E Gonzales/L Lopez - 11/30/2022	09/01/2022		280.96
Total for Check Number 13062:				0.00	280.96
13063	10797 24748	Raftelis Financial Consultants, Inc Professional Services - Miscellaneous Fee Study - July 2022	09/01/2022		1,447.50
Total for Check Number 13063:				0.00	1,447.50
13064	10297 1773504 1773504	Rain For Rent Well 29 Flushing Well 29 Flushing Pipe Rental Protection	09/01/2022		5,950.47 237.68
Total for Check Number 13064:				0.00	6,188.15
13065	10527 60592066 60634288	Robert Half Talent Solutions Temp Engineering Admin - 08/15 - 08/18/2022 Temp Engineering Admin - 08/22 - 08/25/2022	09/01/2022		1,578.87 1,588.80
Total for Check Number 13065:				0.00	3,167.67
13066	10317 143614 143614	Robertson's Ready Mix Sand Sand	09/01/2022		931.23 931.24
Total for Check Number 13066:				0.00	1,862.47
13067	10689 213249	Safety Compliance Company Safety Training - Roofing Training - 8/16/2022	09/01/2022		250.00
Total for Check Number 13067:				0.00	250.00
13068	10778 7482	Urban Habitat Landscape Contract Service - August 2022	09/01/2022		5,140.50
Total for Check Number 13068:				0.00	5,140.50
13069	10421 73379242 73379242	Vulcan Materials Company Temp Asphalt Temp Asphalt	09/01/2022		1,232.21 1,232.21
Total for Check Number 13069:				0.00	2,464.42
13070	10651 29515	Weldors Supply and Steel, Inc Welding Cables/Cable Connectors - District Weldor	09/01/2022		786.34
Total for Check Number 13070:				0.00	786.34
Total for 9/1/2022:				0.00	170,961.90
ACH	10138 HW201 Sept 2022	ARCO Business Solutions ARCO Fuel Charges 08/30-09/05/2022	09/08/2022		2,991.09
Total for this ACH Check for Vendor 10138:				0.00	2,991.09

Check No	Vendor No Invoice No	Vendor Name Description	Check Date Reference	Void Checks	Check Amount
ACH	10288 140561831 140561831 140561831 140561831 140561835 140561835	CalPERS Health Fiscal Services Division Active Employees Health Ins Sept 2022 Admin Fee for Retired Emp Health Ins Sept 2022 Retired Employees Health Ins Sept 2022 Admin Fee for Health Ins Sept 2022 Active Non CalPers Member Health Ins Sept 2022 Admin Fee Non CalPers Member Health Ins Sept 2022	09/08/2022		63,568.94 18.05 2,370.00 209.78 1,871.43 6.18
Total for this ACH Check for Vendor 10288:				0.00	68,044.38
ACH	10901 09012022 Dental 09012022 Dental 09012022 Vision 09012022 Vision 09012022 Vision	Ameritas Life Insurance Corp. Ameritas Dental September 2022 Credit Pending Term EE Ameritas Vision Sept 2022 Pending Credit Term EE Pending Credit Term EE	09/08/2022		2,422.24 149.52 512.28 9.88 26.24
Total for this ACH Check for Vendor 10901:				0.00	3,120.16
ACH	10902 53743680813573	Colonial Life Col Life Premiums August 2022	09/08/2022		4,744.18
Total for this ACH Check for Vendor 10902:				0.00	4,744.18
ACH	10903 4447409356	The Lincoln National Life Insurance Company Life & ADD EE/ER Insurance September 2022	09/08/2022		688.85
Total for this ACH Check for Vendor 10903:				0.00	688.85
Total for 9/8/2022:				0.00	79,588.66
ACH	10030 700154530138Aug 700154530138Aug 700154530138Aug 700154530138Aug 700154530138Aug 700154530138Aug 700359906319Aug 700359906319Aug 700359906319Aug	Southern California Edison Electricity 07/25-08/22/2022 - 9781 Avenida Miravilla Electricity 07/25-08/22/2022 - Well 25 Electricity 07/25-08/22/2022 - 560 Magnolia Ave Electricity 07/15-08/14/2022 - 851 E 6th St Electricity 07/20-08/17/2022 - 815 E 12th Ave Electricity 07/20-08/22/2022 - Wells Electricity 07/25-08/22/2022 - 13697 Oak Glen Rd Electricity 07/25-08/22/2022 - 12303 Oak Glen Rd Electricity 07/25-08/22/2022 - 13695 Oak Glen Rd	09/12/2022		521.02 76,313.44 4,577.43 361.03 1,706.70 259,191.94 394.01 369.83 317.41
Total for this ACH Check for Vendor 10030:				0.00	343,752.81
ACH	10031 3514774846 3514774847 3515246181 3515768293 3515768294 3515768295 3516441076	Staples Business Advantage IT Office Supplies IT Office Supplies Office Supplies Office Supplies Office Supplies Office Supplies Office Supplies	09/12/2022		157.51 138.33 257.50 242.37 131.31 36.60 77.31
Total for this ACH Check for Vendor 10031:				0.00	1,040.93
ACH	10042 07132135000Aug	Southern California Gas Company Monthly Gas Charges 07/28-08/26/2022	09/12/2022		14.30
Total for this ACH Check for Vendor 10042:				0.00	14.30

Check No	Vendor No Invoice No	Vendor Name Description	Check Date Reference	Void Checks	Check Amount
ACH	10052	Home Depot Credit Services	09/12/2022		
	08312022	Small Tools - Districtwide			122.74
	08312022	Supplies - Vineland Tank Telemetry Wire Install/Repair			106.97
	08312022	Small Tools - Unit 5			27.79
	08312022	Hammer Drill - Unit 42			139.00
	08312022	Supplies - Maint & Repair - 12303 Oak Glen Rd			105.60
	08312022	Return Faucet - 12303 Oak Glen Rd			-51.72
	08312022	Faucet - 12th/Palm			68.96
	08312022	Pop Up Canopy - Heat Stress Safety			139.00
	08312022	Drip Irrigation - Planter Retrofit			69.20
	08312022	Utility Saw - Unit 5			11.83
	08312022	Supplies - Maint & Repair - 12303 Oak Glen Rd			41.98
Total for this ACH Check for Vendor 10052:				0.00	781.35
ACH	10147	Online Information Services, Inc	09/12/2022		
	1145393	204 Credit Reports for Aug 2022			607.32
Total for this ACH Check for Vendor 10147:				0.00	607.32
ACH	10350	NAPA Auto Parts	09/12/2022		
	184677	Windsheild Wipers - Unit 36			45.23
	185453	Core Deposit - AC Recharge Can - Unit 13			10.00
	185453	AC Recharge Can - Unit 13			43.33
Total for this ACH Check for Vendor 10350:				0.00	98.56
Total for 9/12/2022:				0.00	346,295.27
ACH	10085	CalPERS Retirement System	09/15/2022		
	1002198630	PR Batch 00002.09.2022 CalPERS ER PEPRA			3.51
	1002198630	PR Batch 00001.09.2022 CalPERS 7.5% EE PEPRA			3.21
	1002198630	PR Batch 00002.09.2022 CalPERS 7.5% EE PEPRA			5,208.76
	1002198630	PR Batch 00002.09.2022 CalPERS ER PEPRA			5,687.99
	1002198630	PR Batch 00002.09.2022 CalPERS 1% ER Paid			216.49
	1002198630	PR Batch 00002.09.2022 CalPERS 7% EE Deduction			1,515.47
	1002198630	PR Batch 00002.09.2022 CalPERS 8% ER Paid			1,026.42
	1002198630	PR Batch 00002.09.2022 CalPERS 8% EE Paid			1,943.97
	1002198630	PR Batch 00001.09.2022 CalPERS 7.5% EE PEPRA			14.74
	1002198630	PR Batch 00001.09.2022 CalPERS ER PEPRA			16.09
	1002198630	PR Batch 00002.09.2022 CalPERS ER Paid Classic			9,345.92
Total for this ACH Check for Vendor 10085:				0.00	24,982.57
ACH	10087	EDD	09/15/2022		
	0-358-602-592	PR Batch 00002.09.2022 CA SDI			1,484.61
	0-358-602-592	PR Batch 00002.09.2022 CA SDI			2.76
	0-358-602-592	PR Batch 00002.09.2022 State Income Tax			6,455.57
	0-358-602-592	PR Batch 00001.09.2022 State Income Tax			2.18
	0-358-602-592	PR Batch 00001.09.2022 CA SDI			2.34
Total for this ACH Check for Vendor 10087:				0.00	7,947.46

Check No	Vendor No Invoice No	Vendor Name Description	Check Date Reference	Void Checks	Check Amount
ACH	10094	U.S. Treasury	09/15/2022		
	270265861260744	PR Batch 00002.09.2022 FICA Employee Portion			15.61
	270265861260744	PR Batch 00002.09.2022 FICA Employee Portion			8,567.66
	270265861260744	PR Batch 00002.09.2022 Federal Income Tax			17,518.03
	270265861260744	PR Batch 00002.09.2022 Medicare Employer Portion			2,139.31
	270265861260744	PR Batch 00002.09.2022 Medicare Employee Portion			2,139.31
	270265861260744	PR Batch 00001.09.2022 Medicare Employee Portion			3.09
	270265861260744	PR Batch 00001.09.2022 Federal Income Tax			3.11
	270265861260744	PR Batch 00002.09.2022 Medicare Employee Portion			3.65
	270265861260744	PR Batch 00001.09.2022 Medicare Employer Portion			3.09
	270265861260744	PR Batch 00001.09.2022 FICA Employee Portion			13.22
	270265861260744	PR Batch 00001.09.2022 FICA Employer Portion			13.22
	270265861260744	PR Batch 00002.09.2022 FICA Employer Portion			15.61
	270265861260744	PR Batch 00002.09.2022 FICA Employer Portion			8,567.66
	270265861260744	PR Batch 00002.09.2022 Medicare Employer Portion			3.65
Total for this ACH Check for Vendor 10094:				0.00	39,006.22
ACH	10141	Ca State Disbursement Unit	09/15/2022		
	41162803	PR Batch 00002.09.2022 Garnishment			487.84
	41162803	PR Batch 00002.09.2022 Garnishment			288.46
Total for this ACH Check for Vendor 10141:				0.00	776.30
ACH	10203	Voya Financial	09/15/2022		
	VB1450PP19 2022	PR Batch 00002.09.2022 Deferred Comp			350.00
Total for this ACH Check for Vendor 10203:				0.00	350.00
ACH	10264	CalPERS Supplemental Income Plans	09/15/2022		
	1002198634	PR Batch 00002.09.2022 457 Catch-Up			417.49
	1002198634	PR Batch 00002.09.2022 CalPERS 457			1,998.29
	1002198634	PR Batch 00002.09.2022 457 Loan Repayment			170.83
	1002198634	PR Batch 00002.09.2022 CalPERS 457 %			90.60
	1002198634	PR Batch 00002.09.2022 457 Loan Repayment			9.77
	1002198634	PR Batch 00002.09.2022 ROTH % Deduction			79.72
	1002198634	PR Batch 00002.09.2022 ROTH-Post-Tax			75.00
	1002198634	PR Batch 00002.09.2022 100% Contribution			480.22
Total for this ACH Check for Vendor 10264:				0.00	3,321.92
ACH	10895	Basic Pacific	09/15/2022		
	31374067	PR Batch 00002.09.2022 Flexible Spending Account (PT)			189.89
Total for this ACH Check for Vendor 10895:				0.00	189.89
ACH	10984	MidAmerica Administrative & Retirement Solutions	09/15/2022		
	1663097268546	PR Batch 00002.09.2022 401(a) Deferred Comp			1,043.60
Total for this ACH Check for Vendor 10984:				0.00	1,043.60
ACH	10138	ARCO Business Solutions	09/15/2022		
	HW201 Sept 2022	ARCO Fuel Charges 09/06-09/12/2022			2,968.70
Total for this ACH Check for Vendor 10138:				0.00	2,968.70
2035	10387	Franchise Tax Board	09/15/2022		
	PP 19 2022	PR Batch 00002.09.2022 Garnishment FTB			109.03
Total for Check Number 2035:				0.00	109.03

Check No	Vendor No Invoice No	Vendor Name Description	Check Date Reference	Void Checks	Check Amount
13071	UB*05013	David Bushlow Refund Check	09/15/2022		85.53
Total for Check Number 13071:				0.00	85.53
13072	UB*05010	Jayvee Yong Chen Refund Check	09/15/2022		102.81
Total for Check Number 13072:				0.00	102.81
13073	UB*05014	Howard Clasen Refund Check Refund Check Refund Check	09/15/2022		20.39 19.68 2.06
Total for Check Number 13073:				0.00	42.13
13074	UB*05023	Howard Clasen Refund Check	09/15/2022		7.13
Total for Check Number 13074:				0.00	7.13
13075	UB*05021	Stephen Cortner Refund Check	09/15/2022		145.02
Total for Check Number 13075:				0.00	145.02
13076	UB*05022	Rebecca Dominguez Refund Check	09/15/2022		77.47
Total for Check Number 13076:				0.00	77.47
13077	UB*05004	Earth Basics Contracting Refund Check Refund Check Refund Check Refund Check	09/15/2022		37.08 12.36 51.12 21.19
Total for Check Number 13077:				0.00	121.75
13078	UB*05019	Savanna Evans Refund Check Refund Check Refund Check Refund Check Refund Check Refund Check	09/15/2022		46.36 10.64 28.67 20.61 27.05 43.84
Total for Check Number 13078:				0.00	177.17
13079	UB*05018	J. Refugio Gomez Refund Check Refund Check Refund Check Refund Check Refund Check Refund Check	09/15/2022		96.63 61.75 3.01 6.26 8.05 14.53
Total for Check Number 13079:				0.00	190.23

Check No	Vendor No Invoice No	Vendor Name Description	Check Date Reference	Void Checks	Check Amount
13080	UB*05008	Nikki Horsman Refund Check Refund Check Refund Check Refund Check Refund Check	09/15/2022		0.78 0.69 0.16 0.45 0.79
Total for Check Number 13080:				0.00	2.87
13081	UB*03879 09132022 09132022	Jimmie & Shelbi Roque Jimenez Reissue Unclaimed Credit Refund Reissue Unclaimed Credit Refund	09/15/2022		1.75 89.93
Total for Check Number 13081:				0.00	91.68
13082	UB*05012	Tamra Johnson Refund Check	09/15/2022		103.13
Total for Check Number 13082:				0.00	103.13
13083	UB*05016	Lauren Lopez Refund Check Refund Check Refund Check Refund Check	09/15/2022		27.49 123.21 15.19 26.05
Total for Check Number 13083:				0.00	191.94
13084	UB*05015	Ashlee Mason Cooper Refund Check	09/15/2022		155.15
Total for Check Number 13084:				0.00	155.15
13085	UB*05005	Elena Oden Refund Check Refund Check Refund Check Refund Check Refund Check	09/15/2022		143.82 213.84 232.83 124.74 109.44
Total for Check Number 13085:				0.00	824.67
13086	UB*05009	Opendoor Labs Inc Refund Check	09/15/2022		1.04
Total for Check Number 13086:				0.00	1.04
13087	UB*05011	Leah Perez Refund Check Refund Check Refund Check Refund Check Refund Check Refund Check	09/15/2022		4.74 17.14 15.15 6.61 10.00 16.54
Total for Check Number 13087:				0.00	70.18
13088	UB*05006	Andres Restrepo Refund Check	09/15/2022		200.69
Total for Check Number 13088:				0.00	200.69

Check No	Vendor No Invoice No	Vendor Name Description	Check Date Reference	Void Checks	Check Amount
13089	UB*05020	Brenda Solorzano Vargas Refund Check Refund Check Refund Check Refund Check Refund Check Refund Check	09/15/2022		63.56 37.58 18.67 79.69 13.42 37.08
Total for Check Number 13089:				0.00	250.00
13090	UB*05007	Willie Thomas Refund Check Refund Check Refund Check Refund Check Refund Check	09/15/2022		3.88 4.50 3.80 2.62 144.28
Total for Check Number 13090:				0.00	159.08
13091	UB*05017	Erika Wilder Refund Check Refund Check Refund Check Refund Check Refund Check	09/15/2022		11.05 19.21 18.99 11.11 11.07
Total for Check Number 13091:				0.00	71.43
13092	10001 5689 5689 5689 5689 5689 5689 5689	Action True Value Hardware Electrical Tape - Unit 17 String Line/Wood Stakes - Setting Vaults PVC Glue - Unit 49 Weed Eater String - Landscape Maintenance Parts - Well 25 Chlorinator Parts - Vineland Tank Telemetry Repairs Parts - Well 12 Chlorinator	09/15/2022		7.00 27.09 22.62 45.22 4.08 47.99 12.91
Total for Check Number 13092:				0.00	166.91
13093	10144 LYUM1657343 LYUM1657344	Alsco Inc Cleaning Mats/Shop Towels 12th/Palm Aug 2022 Cleaning Mats/Air Fresheners 560 Magnolia Aug 2022	09/15/2022		36.57 55.36
Total for Check Number 13093:				0.00	91.93
13094	10420 1XC3-WTWR-TT4V	Amazon Capital Services, Inc. Face Masks/Hand Sanitizer - COVID 19 Safety	09/15/2022		331.56
Total for Check Number 13094:				0.00	331.56
13095	10695 22110	B-81 Paving Inc 2 Service Line Repairs - City of Beaumont	09/15/2022		18,330.00
Total for Check Number 13095:				0.00	18,330.00
13096	10272 08312022 08312022	Babcock Laboratories Inc 75 Coliform Water Samples 4 Nitrate Samples	09/15/2022		3,479.86 70.56
Total for Check Number 13096:				0.00	3,550.42
13097	10855 1524079	Badger Meter, Inc M55 1" HRE8 Encoder Register Only	09/15/2022		2,094.66
Total for Check Number 13097:				0.00	2,094.66

Check No	Vendor No Invoice No	Vendor Name Description	Check Date Reference	Void Checks	Check Amount
13098	10271	Beaumont Ace Home Center	09/15/2022		
	08312022	Supplies - Meters Maint & Services			40.92
	08312022	Supplies - Maint & Repair - 851 E 6th St			200.59
	08312022	General Supplies			266.57
	08312022	PPE - Safety			91.53
	08312022	Supplies - Maint & Repair - Pumping Equip			546.30
	08312022	Materials - 2017 Pipeline Replacement Project			918.96
	08312022	Supplies - Maint & Repair - Pipeline/Hydrants			49.29
	08312022	Supplies - Maint & Repair - Pumping Equip			14.54
	08312022	Supplies - Maint & Repair - Buildings (General)			32.35
	08312022	Small Tools - Transmission & Distribution			333.94
	08312022	Supplies - Maint & Repair - 12303 Oak Glen Rd			21.64
	08312022	Supplies - Maint & Repair - Telemetry Equip			130.98
	08312022	Small Tools - Production			72.15
Total for Check Number 13098:				0.00	2,719.76
13099	10929	Brent Billingsley (ICS)	09/15/2022		
	1162	(96) 60lb Buckets of Accu-Tab Chlorine Tablets			17,312.00
Total for Check Number 13099:				0.00	17,312.00
13100	10614	Cherry Valley Automotive	09/15/2022		
	39195	2 Tires - Unit 17/OD 85,957			440.95
	39195	Labor - 2 Tires - Unit 17/OD 85,957			40.00
Total for Check Number 13100:				0.00	480.95
13101	10351	Cherry Valley Nursery & Landscape Supply	09/15/2022		
	T1-0260212	Sod - Service Repair			12.91
Total for Check Number 13101:				0.00	12.91
13102	10016	City of Beaumont	09/15/2022		
	EP2022-0202	EP0202 - Elm Ave North of 6th St			800.50
	EP2022-0209	EP0209 - 500 Lucille Ct			645.56
Total for Check Number 13102:				0.00	1,446.06
13103	10772	CV Strategies	09/15/2022		
	6916	Strategic Communications Services - Aug 2022 (Non Contract)			425.00
	6917	Strategic Communications Services - Aug 2022			5,591.25
Total for Check Number 13103:				0.00	6,016.25
13104	10600	Gaucho Pest Control Inc.	09/15/2022		
	08262022	NCR I Rodent Control Sept 2022			1,000.00
Total for Check Number 13104:				0.00	1,000.00
13105	10719	HR Dynamics & Performance Management, Inc	09/15/2022		
	09022022	HR Consulting Services - 06/01-08/31/2022			7,800.00
Total for Check Number 13105:				0.00	7,800.00
13106	10398	Infosend, Inc	09/15/2022		
	219564	Aug 2022 Supply Charges for Utility Billing			648.26
	219564	Aug 2022 Processing Charges for Utility Billing			994.41
	219565	Aug 2022 Postage Charges for Utility Billing			4,632.51
Total for Check Number 13106:				0.00	6,275.18

Check No	Vendor No Invoice No	Vendor Name Description	Check Date Reference	Void Checks	Check Amount
13107	10273	Inland Water Works Supply Co.	09/15/2022		
	S1051623.003	100W+3Port ERT's Encoder w/Integral Connector			7,602.84
	S1051623.004	100W+3Port ERT's Encoder w/Integral Connector			51,873.54
	S1051623.004	Security Seals			912.34
	S1052549.006	Meter Coupling 1 X 2-1/2			2,303.19
	S1052550.007	Meter Coupling 1 X 2-1/2			1,265.71
	S1053281.002	Meter Coupling 1 X 2-1/2			1,704.81
	S1053281.002	Meter Coupling 1 X 2			75.61
	S1054617.013	Materials - 2017 Pipeline Replacement Project			874.54
	S1054617.014	Materials - 2017 Pipeline Replacement Project			186.96
	S1055521.009	Materials - Pipeline 6A			607.55
	S1055863.009	Curb Stop Lockwing FIP X FIP 1 Style (Lock-Off)			4,979.39
	S1055864.004	1 MIL. UP509 Brass Swing Check Valve			2,311.47
	S1055864.005	Curb Stop Lockwing FIP X FIP 1 Style (Lock-Off)			6,085.92
	S1055865.004	1 MIL. UP509 Brass Swing Check Valve			21,381.14
	S1055867.002	Curb Stop Lockwing FIP X FIP 1 Style (Lock-On)			733.99
	S1055870.005	Curb Stop Lockwing FIP X FIP 1 Style (Lock-Off)			553.27
	S1055870.005	1 MIL. UP509 Brass Swing Check Valve			231.14
	S1055870.006	Curb Stop Lockwing FIP X FIP 1 Style (Lock-On)			5,627.26
	S1055870.007	Curb Stop Lockwing FIP X FIP 1 Style (Lock-Off)			8,741.59
	S1056133.009	Curb Stop Lockwing FIP X FIP 1			1,438.49
	S1056138.008	Curb Stop Lockwing FIP X FIP 1			1,327.84
	S1058249.006	08 Tee FLG			2,145.54
	S1058249.007	Tee Brass 1			987.59
	S1058249.008	Full Circle 235 - 263 X 07			507.74
	S1058249.009	Meter Gasket Drop In 1-1/2			9.92
	S1058249.009	06 Tee FLG			448.48
	S1058249.009	Meter Bolts 1-1/2			10.56
	S1058249.010	Meter Bolts 1-1/2			21.12
	S1058249.010	Meter Gasket Drop In 1-1/2			24.81
	S1058896.001	Copper Tubing 1			3,748.62
	S1058896.001	Copper Tubing 1			8,434.40
	S1059029.001	Materials - 2017 Pipeline Replacement Project			191.17
Total for Check Number 13107:				0.00	137,348.54
13108	10809	Inner-City Auto Repair & Tires	09/15/2022		
	3227	A/C Compressor/Refrigerant - Unit 13/OD 177,102			223.47
	3227	Labor - A/C Compressor/Refrigerant - Unit 13/OD 177,102			225.00
	3276	Labor - Tire Patch - Unit 38/OD 42,481			30.00
	3276	Tire Patch - Unit 38/OD 42,481			5.99
Total for Check Number 13108:				0.00	484.46
13109	10450	Daniel Jagers	09/15/2022		
	09122022	Fuel Reimbursement Paid with Personal Credit Card - D Jagers			95.35
Total for Check Number 13109:				0.00	95.35
13110	10678	Lawyers Title Company	09/15/2022		
	622650266	Property Titles - Hannon Agreement Properties			2,475.00
Total for Check Number 13110:				0.00	2,475.00
13111	10429	Legend Pump & Well Service Inc	09/15/2022		
	57530	Well 10 Rehab			2,453.12
Total for Check Number 13111:				0.00	2,453.12
13112	11099	Kirene Manini	09/15/2022		
	09012022	CSDA Conference - Mileage Reimbursement - K Manini			104.00
Total for Check Number 13112:				0.00	104.00

Check No	Vendor No Invoice No	Vendor Name Description	Check Date Reference	Void Checks	Check Amount
13113	10990 08272022	Andy Ramirez Urban Water Inst Conf - Meal/Mileage Reimb - A Ramirez	09/15/2022		223.64
Total for Check Number 13113:				0.00	223.64
13114	10282 07132022	Rancho Paseo Medical Group Pre-Employment Testing	09/15/2022		35.00
Total for Check Number 13114:				0.00	35.00
13115	10223 238348	Richards, Watson & Gershon Legal Services July Board Approval 09/14/2022	09/15/2022		7,592.50
Total for Check Number 13115:				0.00	7,592.50
13116	10527 60677680 60694240	Robert Half Talent Solutions Temp Engineering Admin - 08/29-09/01/2022 Temp Engineering Admin - 09/06-09/08/2022	09/15/2022		1,587.61 1,191.60
Total for Check Number 13116:				0.00	2,779.21
13117	10989 09062022	Shannon Anglin Notary Service Fee	09/15/2022		40.00
Total for Check Number 13117:				0.00	40.00
13118	10255 0457534-IN 0457535-IN 0457680-IN	Unlimited Services Building Maintenance Sep 2022 Janitorial Services for 815 E 12th St Sep 2022 Janitorial Services for 560 Magnolia Ave Sep 2022 Janitorial Services for 851 E 6th St	09/15/2022		150.00 845.00 160.00
Total for Check Number 13118:				0.00	1,155.00
13119	10804 22-200	Water Education Foundation BCVWD Logo Stickers	09/15/2022		188.56
Total for Check Number 13119:				0.00	188.56
13120	10651 29734	Weldors Supply and Steel, Inc Torch Tip - District Welder	09/15/2022		102.31
Total for Check Number 13120:				0.00	102.31
Total for 9/15/2022:				0.00	306,472.07
ACH	10781 10019 10022 10034 10037 10135	Umpqua Bank C R & R Incorporated Monthly Charges 3 YD Commercial Bin Aug 2022 Hemet Valley Tool & Supply 3 Trench Shovels US Postal Service Postage - Certified Mail Postage - Certified Mail Waste Management Of Inland Empire Yard Dumpsters - 815 E 12th Aug 2022 Organics Cart Charges - 815 E 12th Aug 2022 Recycling Dumpster Charges - 815 E 12th Aug 2022 Recycling Dumpster Charges - 560 Magnolia Aug 2022 Monthly Sanitation - 560 Magnolia Aug 2022 Big Time Design Uniforms - HR Staff Uniforms - IT Staff Uniforms - Finiance & Admin Staff	09/16/2022		310.41 128.33 9.17 4.60 335.09 56.68 101.49 101.49 123.24 48.49 46.33 567.84

Check No	Vendor No Invoice No	Vendor Name Description	Check Date Reference	Void Checks	Check Amount
	10158	Wienhoff Drug Testing			
		DOT Supervisor Reasonable Suspicion Training - K Manini			50.00
		DOT Supervisor Reasonable Suspicion Training - J Bean			50.00
		DOT Supervisor Reasonable Suspicion Training - K Dahlstrom			50.00
		DOT Supervisor Reasonable Suspicion Training - S Delgadillo			50.00
		DOT Supervisor Reasonable Suspicion Training - D Lee			50.00
		DOT Supervisor Reasonable Suspicion Training - J Herrera			50.00
		DOT Supervisor Reasonable Suspicion Training - W Clayton			50.00
		DOT Supervisor Reasonable Suspicion Training - M Swanson			50.00
	10162	In Gear Technology			
		Labor - Pump Seal Kit - Water Trailer			293.68
		Pump Seal Kit - Water Trailer			176.21
	10224	Legal Shield			
		Monthly Prepaid Legal for Employees Aug 2022			123.55
	10274	Beaumont Chamber of Commerce			
		State of the City Registration - D Hoffman			65.00
	10284	Underground Service Alert of Southern California			
		161 New Ticket Charges July 2022			281.75
		Monthly Maintenance Fee			10.00
	10292	Association of California Water Agencies			
		Brown Act Training - L Kerney - 09/28/2022			85.00
	10319	ACWA Joint Powers Insurance Authority			
		ACWA Human Resources Group Meeting - S Foley - 09/27/2022			35.00
	10338	California Special Districts Association			
		CSDA Conference Extra Session Reg - S Molina - 08/22/2022			50.00
		CSDA Board Secretary Conf Reg - C Smith - 11/07-11/09/2022			600.00
	10397	Wal-Mart			
		Work Boots - New Field Staff			70.02
	10420	Amazon Capital Services, Inc.			
		Raffle Tickets - Health Fair			9.64
	10515	Springbrook Holding Company, LLC			
		Springbrook Conference Reg - K Manini - 09/14-09/16/2022			695.00
	10546	Frontier Communications			
		07/25-08/24/2022 Aug FIOS/FAX 851 E 6th St			354.99
		07/25-08/24/2022 Aug FIOS/FAX 560 Magnolia Ave			502.54
	10588	Marriot Hotels			
		CSDA Conf Hotel - S Molina - 08/22-08/25/2022			353.42
	10596	Tractor Supply Co			
		Weldor - Replace Stolen Weldor			4,392.98
		Protection Plan for Weldor			449.99
		Protective Chaps - PPE			96.97
		Tree Felling Wedges			45.21
	10623	WP Engine			
		Web Host for BCVWD Website Aug 2022			115.00
	10687	Skillpath NST			
		FMLA Medical Cert - K Manini - 09/13/2022			149.00
		Employee Retention Strategies - K Manini - 09/28/2022			149.00
		How to Conduct Workplace Investigations - K Manini - 09/22/2022			149.00
		Marijuana in the Workplace - K Manini - 09/20/2022			149.00
		Payroll Law Update - K Manini - 09/30/2022			149.00
	10692	MMSoft Design			
		Network Monitoring Software Aug 2022			234.78
		Pulseway Upgrade Aug 2022			156.68
	10700	Tokay Software, Inc			
		2023 Annual Renewal Backflow Software			1,240.00
	10761	BLS*Spamtitan			
		Monthly Web Filter License Sept 2022			71.88
	10784	Autodesk, Inc			
		Auto CAD Software 851 E 6th St - Aug 2022			960.00
		Auto CAD Software 851 E 6th St - Aug 2022			235.00
	10790	Microsoft			
		Monthly Microsoft Exchange - Aug 2022			334.40
		Monthly Microsoft Office License - Aug 2022			1,056.00
		Monthly Microsoft Exchange - Aug 2022			16.40

Check No	Vendor No Invoice No	Vendor Name Description	Check Date Reference	Void Checks	Check Amount
10815		BIA/Baldy View Chapter BIA Water Conference Reg - D Jaggers - 08/12/2022			125.00
10840		Ready Fresh (Arrowhead) Water - Aug 2022 - 851 E 6th St			123.90
10880		Ken Grody Ford Redlands Fuel System Cleaning - Unit 36/OD 41,275			207.75
		Fuel System Cleaning - Unit 36/OD 41,275			953.11
10892		Zoom Video Communications, Inc. (10) Video Conferences Aug 2022			205.90
10918		Apple.com Cloud Storage - iPads			9.99
10926		SSD Alarm Alarm Equip/Rent/Service/Monitor - 11083 Cherry Ave			59.50
		Alarm Equip/Rent/Service/Monitor - 851 E. 6th St			77.69
		Alarm Equip/Rent/Service/Monitor - 815 12th St			125.00
		Alarm Equip/Rent/Service/Monitor - 560 Magnolia Ave			362.13
10968		Great Place to Work Institute, Inc 2022 Great Place To Work Award Statue			311.38
10978		Nextiva, Inc. Monthly Phone Service Aug 2022			2,612.13
10999		Backblaze Offsite Backup Storage - Sept 2022			68.93
11005		WaterWisePro Training, LLC Distribution Certification Prep Course - J Munoz			450.00
		Distribution Certification Prep Course - A Becerra			450.00
11029		Public Agency Risk Management Association PARMA Membership Dues - S Foley - Aug 2022- July 2023			150.00
11083		Virgin Hotels Springbrook Conference Hotel - K Manini - 09/14-09/16/2022			272.11
11094		Al's Kubota Tractor Chainsaw			1,642.11
11095		Family Handyman DIY University Basic Skills for Plumbing - T Lamont			24.95
		Basic Skills for Electrical - T Lamont			24.95
11096		Tacos & Beer Working Lunch - Workforce and Succession Planning			51.42
11097		Webinar Health Advanced Excel Training - S Molina			149.00
Total for this ACH Check for Vendor 10781:				0.00	24,546.20
Total for 9/16/2022:				0.00	24,546.20
ACH	10138 HW201 Sept 2022	ARCO Business Solutions ARCO Fuel Charges 09/13-09/19/2022	09/22/2022		2,284.78
Total for this ACH Check for Vendor 10138:				0.00	2,284.78
ACH	10743 18558 18917	Townsend Public Affairs, Inc Consulting Services - June 2022 Consulting Services - Sept 2022	09/22/2022		5,000.00 5,000.00
Total for this ACH Check for Vendor 10743:				0.00	10,000.00
Total for 9/22/2022:				0.00	12,284.78

Check No	Vendor No Invoice No	Vendor Name Description	Check Date Reference	Void Checks	Check Amount
ACH	10085	CalPERS Retirement System	09/29/2022		
	1002206989	PR Batch 00003.09.2022 CalPERS ER PEPRA			5,611.17
	1002206989	PR Batch 00003.09.2022 CalPERS 7.5% EE PEPRA			5,138.42
	1002206989	PR Batch 00003.09.2022 CalPERS 1% ER Paid			214.32
	1002206989	PR Batch 00003.09.2022 CalPERS 8% EE Paid			1,934.36
	1002206989	PR Batch 00003.09.2022 CalPERS 8% ER Paid			993.02
	1002206989	PR Batch 00003.09.2022 CalPERS Term EE			53.09
	1002206989	PR Batch 00003.09.2022 CalPERS 7% EE Deduction			1,500.34
	1002206989	PR Batch 00003.09.2022 CalPERS ER Paid Classic			9,226.08
Total for this ACH Check for Vendor 10085:				0.00	24,670.80
ACH	10087	EDD	09/29/2022		
	1-230-647-136	PR Batch 00003.09.2022 State Income Tax			6,497.88
	1-230-647-136	PR Batch 00003.09.2022 CA SDI			1,482.30
Total for this ACH Check for Vendor 10087:				0.00	7,980.18
ACH	10094	U.S. Treasury	09/29/2022		
	270267230906175	PR Batch 00003.09.2022 FICA Employer Portion			8,506.13
	270267230906175	PR Batch 00003.09.2022 Medicare Employer Portion			2,141.71
	270267230906175	PR Batch 00003.09.2022 Medicare Employee Portion			2,141.71
	270267230906175	PR Batch 00003.09.2022 FICA Employee Portion			8,506.13
	270267230906175	PR Batch 00003.09.2022 Federal Income Tax			16,057.62
Total for this ACH Check for Vendor 10094:				0.00	37,353.30
ACH	10141	Ca State Disbursement Unit	09/29/2022		
	41311838	PR Batch 00003.09.2022 Garnishment			487.84
	41311838	PR Batch 00003.09.2022 Garnishment			288.46
Total for this ACH Check for Vendor 10141:				0.00	776.30
ACH	10203	Voya Financial	09/29/2022		
	VB1450PP20 2022	PR Batch 00003.09.2022 Deferred Comp			350.00
Total for this ACH Check for Vendor 10203:				0.00	350.00
ACH	10264	CalPERs Supplemental Income Plans	09/29/2022		
	1002206992	PR Batch 00003.09.2022 ROTH % Deduction			79.72
	1002206992	PR Batch 00003.09.2022 ROTH-Post-Tax			75.00
	1002206992	PR Batch 00003.09.2022 CalPERS 457			1,998.29
	1002206992	PR Batch 00003.09.2022 457 Adjustment			1,069.60
	1002206992	PR Batch 00003.09.2022 100% Contribution			480.22
	1002206992	PR Batch 00003.09.2022 CalPERS 457 %			94.15
	1002206992	PR Batch 00003.09.2022 457 Loan Repayment			170.83
	1002206992	PR Batch 00003.09.2022 457 Catch-Up			417.49
Total for this ACH Check for Vendor 10264:				0.00	4,385.30
ACH	10984	MidAmerica Administrative & Retirement Solutions	09/29/2022		
	BDA166423888870	PR Batch 00003.09.2022 401(a) Deferred Comp			1,043.60
Total for this ACH Check for Vendor 10984:				0.00	1,043.60
ACH	10138	ARCO Business Solutions	09/29/2022		
	HW201 Sept 2022	ARCO Fuel Charges 09/20-09/26/2022			3,149.98
Total for this ACH Check for Vendor 10138:				0.00	3,149.98
2038	10387	Franchise Tax Board	09/29/2022		
	PP20 2022	PR Batch 00003.09.2022 Garnishment FTB			109.02
Total for Check Number 2038:				0.00	109.02

Check No	Vendor No Invoice No	Vendor Name Description	Check Date Reference	Void Checks	Check Amount
13121	AR-310 AR 526	310 Elm LLC AR Refund	09/29/2022		285.13
Total for Check Number 13121:				0.00	285.13
13122	UB*05025	Access Asset Management Inc Refund Check	09/29/2022		80.40
Total for Check Number 13122:				0.00	80.40
13123	UB*05026	Access Asset Management Inc Refund Check	09/29/2022		112.56
Total for Check Number 13123:				0.00	112.56
13124	UB*05029	Allied Pacific Property Management Refund Check	09/29/2022		273.01
Total for Check Number 13124:				0.00	273.01
13125	AR-Benn AR 616	Jasson Bennecke AR Refund	09/29/2022		204.57
Total for Check Number 13125:				0.00	204.57
13126	AR-Bona AR 318	Joseph Bonadiman & Assoc AR Refund	09/29/2022		261.22
Total for Check Number 13126:				0.00	261.22
13127	AR-Coon AR 235	David B Cooney AR Refund	09/29/2022		439.21
Total for Check Number 13127:				0.00	439.21
13128	UB*05024	Crossroad Ministries Int'l Refund Check Refund Check Refund Check Refund Check Refund Check	09/29/2022		18.27 8.76 29.62 41.09 54.23
Total for Check Number 13128:				0.00	151.97
13129	UB*05028	Crossroads Logistic Center Assoc Refund Check	09/29/2022		27.46
Total for Check Number 13129:				0.00	27.46
13130	AR-Grea AR 621	Great Oaks Enterprises Inc AR Refund	09/29/2022		465.10
Total for Check Number 13130:				0.00	465.10
13131	AR-Howa AR 527	Kirk Howard - BCVWD Correction to AR Account - Refund/Reprocess	09/29/2022		500.00
Total for Check Number 13131:				0.00	500.00
13132	AR-Joce AR 479	Jocelyn Garcia & Tyler Large AR Refund	09/29/2022		69.91
Total for Check Number 13132:				0.00	69.91

Check No	Vendor No Invoice No	Vendor Name Description	Check Date Reference	Void Checks	Check Amount
13133	AR-Kim AR 566	Doyoun Kim AR Refund	09/29/2022		250.00
Total for Check Number 13133:				0.00	250.00
13134	AR-Kwap AR 583	Kyle Kwappenberg AR Refund	09/29/2022		347.65
Total for Check Number 13134:				0.00	347.65
13135	AR-Lath AR 568	Latham Homes Inc AR Refund	09/29/2022		353.52
Total for Check Number 13135:				0.00	353.52
13136	AR-Rile AR 521	Devon Riley AR Refund	09/29/2022		500.00
Total for Check Number 13136:				0.00	500.00
13137	UB*05030	Jennifer Rowland Refund Check	09/29/2022		43.18
Total for Check Number 13137:				0.00	43.18
13138	UB*05027	RSH Investment Group LLC Refund Check Refund Check	09/29/2022		284.08 1.75
Total for Check Number 13138:				0.00	285.83
13139	10792 10012022	A-1 Financial Services October 2022 Rent - 851 E. 6th St Eng Office	09/29/2022		2,317.95
Total for Check Number 13139:				0.00	2,317.95
13140	10003 50294 50312	All Purpose Rental Rototiller Rental - 2017 Pipeline Repair Project Sod Roller Rental - 2017 Pipeline Repair Project	09/29/2022		33.00 11.00
Total for Check Number 13140:				0.00	44.00
13141	10144 LYUM1660651 LYUM1660652 LYUM1663998 LYUM1663999	AlSCO Inc Cleaning Mats/Shop Towels 12th/Palm Sept 2022 Cleaning Mats/Air Fresheners 560 Magnolia Sept 2022 Cleaning Mats/Shop Towels 12th/Palm Sept 2022 Cleaning Mats/Air Fresheners 560 Magnolia Sept 2022	09/29/2022		36.57 55.36 39.58 55.36
Total for Check Number 13141:				0.00	186.87
13142	10420 16HH-LJYC-3N33 1QVC-HT4J-GC74	Amazon Capital Services, Inc. Adhesive/Hazardouse Waste Signs - Districtwide USB Charger Adapters - iPads	09/29/2022		157.62 99.20
Total for Check Number 13142:				0.00	256.82
13143	10893 701086779276	Anthem Blue Cross EAP EAP Oct 2022	09/29/2022		74.40
Total for Check Number 13143:				0.00	74.40

Check No	Vendor No Invoice No	Vendor Name Description	Check Date Reference	Void Checks	Check Amount
13144	10557 12949	Beaumont Copy & Graphics Business Cards - Generic Customer Service	09/29/2022		46.28
Total for Check Number 13144:				0.00	46.28
13145	10382 1480 1590	Beaumont Power Equipment Inc Weed Eater Repair Pull Rope - Water Buffalo	09/29/2022		130.03 14.55
Total for Check Number 13145:				0.00	144.58
13146	10335 72004	Beaumont Safe & Lock Open File Cabinet Lock - 12th/Palm	09/29/2022		139.00
Total for Check Number 13146:				0.00	139.00
13147	11075 207530 207530 207531 207531	Bonafide Enterprises INC Labor - DOT Maintenance Repairs - Unit 21/33,429 DOT Maintenance Repairs - Unit 21/33,429 License Plate Light - Unit 21/33,429 Labor - License Plate Light - Unit 21/33,429	09/29/2022		812.50 312.02 4.26 187.50
Total for Check Number 13147:				0.00	1,316.28
13148	10822 29187771 29187771 29187771 29187771 29187772 29187772	Canon Financial Services, Inc Contract Charge - 09/01-09/30/2022 - 851 E 6th St Meter Usage - 08/01-08/31/2022 Contract Charge - 09/01-09/30/2022 - 560 Magnolia Ave Meter Usage - 08/01-08/31/2022 Contract Charge - 09/01-09/30/2022 - 12th/Palm Meter Usage - 08/01-08/31/2022	09/29/2022		238.56 416.20 329.33 283.90 235.78 45.34
Total for Check Number 13148:				0.00	1,549.11
13149	10249 CX34299 CX34299	CDW Government LLC (6) PC Replacements (6) PC Replacements	09/29/2022		2,009.71 30.00
Total for Check Number 13149:				0.00	2,039.71
13150	10016 EP2022-0001 Ext EP2022-0206 EP2022-0208 EP2022-0236 EP2022-0244 EP2022-0245	City of Beaumont EP0001 - Luis Estrada Blowoff Extension EP0206 - 6th St at Palm Ave EP0208 - 1170 Massachusettes Ave EP0236 - 1583 Leland Ave EP0244 - 1114 Palm Ave in Island EP0245 - 513 Lois Lane	09/29/2022		51.65 800.50 645.56 645.56 645.56 645.56
Total for Check Number 13150:				0.00	3,434.39
13151	11038 31924155	Clark Pest Control Quarterly Pest Control - 560 Magnolia Ave	09/29/2022		195.00
Total for Check Number 13151:				0.00	195.00
13152	10266 18225	Cozad & Fox Inc. Design Services - B Line Pipeline Replacement	09/29/2022		14,154.60
Total for Check Number 13152:				0.00	14,154.60
13153	10390 S1485721.001 S1485721.001 S1488185.001 S1488859.001 S1488859.001	Dangelo Company Tee Brass 1 Nipple Brass 1 X Close Flange 06 Weld On - 08 Hole Nipple Brass 1 X 02 Nipple Brass 1 X Close	09/29/2022		1,452.58 254.29 112.24 15.84 25.43
Total for Check Number 13153:				0.00	1,860.38

Check No	Vendor No Invoice No	Vendor Name Description	Check Date Reference	Void Checks	Check Amount
13154	10942 0004193970 0004193971	Diamond Environmental Services LP (1) Rental and Service Portable Restroom - 09/26-10/23/2022 (2) Rental and Service Handicap Restroom - 09/26-10/23/2022	09/29/2022		102.06 271.10
Total for Check Number 13154:				0.00	373.16
13155	10854 09282022	Sabrina Foley Reimbursement - Mileage - ACWA HR Meeting - S Foley 09/27/2022	09/29/2022		54.00
Total for Check Number 13155:				0.00	54.00
13156	11098 ENG-7888 ENG-7888 ENG-7888	Harper & Associates Engineering, Inc. Engineering Services - Cherry Reservoir 1 & 2 Recoat & Rehab Engineering Services - Lower Edgar Reservoir Recoat & Rehab Engineering Services - Vineland Reservoir Recoat & Rehab	09/29/2022		3,266.67 3,266.66 3,266.67
Total for Check Number 13156:				0.00	9,800.00
13157	10273 S1055521.010 S1055521.011 S1055867.004 S1056133.010 S1056879.002 S1058249.011 S1058249.011 S1058896.002 S1059386.001 S1059389.001 S1059615.001	Inland Water Works Supply Co. Materials - Pipeline 6A Materials - Pipeline 6A Curb Stop Lockwing FIP X FIP 1 Style (Lock-On) Adapter FIP X CTS COMP 1 Surcharges for Itron Implemented on all Hardware-AMR Project Pipe Dope Teflon Tape Copper Tubing 1 Materials - 2017 Pipeline Replacement Project Materials - 2017 Pipeline Replacement Project Nipple Brass 1 X Close	09/29/2022		866.21 84.13 1,100.99 665.87 1,372.98 463.18 6.28 937.16 60.37 532.88 316.05
Total for Check Number 13157:				0.00	6,406.10
13158	10809 3370 3370 3371 3371 3372 3372	Inner-City Auto Repair & Tires Labor - Oil/Oil Filter - Unit 34/OD 48,149 Oil/Oil Filter - Unit 34/OD 48,149 Flat Repair - Unit 48/OD 1,904 Labor - Flat Repair - Unit 48/OD 1,904 Labor - Flat Repair - Unit 38/OD 42,482 Flat Repair - Unit 38/OD 42,482	09/29/2022		20.00 113.63 5.99 25.00 25.00 5.99
Total for Check Number 13158:				0.00	195.61
13159	10518 Q-128027	Innovyze, Inc Prepaid - Engineering Software Renewal 12/2022-12/2023	09/29/2022		3,980.00
Total for Check Number 13159:				0.00	3,980.00
13160	10894 0001581884 0001581884 0001581884	Liberty Dental Plan Pending Billing Credit Term EE Liberty Dental - October 2022	09/29/2022		-34.50 -69.00 313.13
Total for Check Number 13160:				0.00	209.63
13161	11100 13092230	Loomis Armored US, LLC Armored Truck Service - Aug 2022	09/29/2022		330.75
Total for Check Number 13161:				0.00	330.75
13162	10562 09192022	Lorena Lopez Reimbursement - Meals/Mileage - Springbrook Conference - L Lopez	09/29/2022		77.72
Total for Check Number 13162:				0.00	77.72

Check No	Vendor No Invoice No	Vendor Name Description	Check Date Reference	Void Checks	Check Amount
13163	11093 798758	Micheal James Wilson Maintenance - Ice Machine - 12th/Palm	09/29/2022		615.00
Total for Check Number 13163:				0.00	615.00
13164	10400 09122022	Sylvia Molina Reimburse - Meals/Mileage - CSDA Conf - S Molina - 08/22-08/2022	09/29/2022		83.56
Total for Check Number 13164:				0.00	83.56
13165	10797 25176 25177	Raftelis Financial Consultants, Inc Professional Services - Misc Fee Study - Aug 2022 Professional Services - Financial Plan Update - Aug 2022	09/29/2022		4,983.75 935.00
Total for Check Number 13165:				0.00	5,918.75
13166	10527 60753441 60793611	Robert Half Talent Solutions Temp Engineering Admin - 09/12-09/15/2022 Temp Engineering Admin - 09/19-09/22/2022	09/29/2022		1,585.62 1,574.90
Total for Check Number 13166:				0.00	3,160.52
13167	10689 213913 214118 214355	Safety Compliance Company Safety Meeting - Eye Wash - 09/07/2022 On Site Inspection - 09/08/2022 Safety Meeting - Traffic Control & Flagging - 09/20/2022	09/29/2022		250.00 300.00 250.00
Total for Check Number 13167:				0.00	800.00
13168	10778 7580	Urban Habitat Landscape Contract Service - Aug 2022	09/29/2022		5,140.50
Total for Check Number 13168:				0.00	5,140.50
13169	10385 5597459 5603038 5603893 5603893 5603893 5603893 5603893 5603893 5603895 5603895 5603895 5603895 5603895 5603895 5603895 5603896	Waterline Technologies, Inc. - PSOC Chlorine - Well 25 Chlorine - Well 25 (2) 2 Inch MIP x 2 Inch Cam Lock Male (2) Antidote Sign, Sodium Hypochlorite (2) Chemical Tank Level Gauges (6) 2 Inch Tank Adapters (2) 2 Inch Camlock Cap LMI Pump Valve (Repair) Foot Valve Assembly for LMI Pump (Repair) 3/8 Injection Valve LMI Pump (Repair) LMI Pump Rebuild Kit LMI Pump 1/2 Inch Tubing (2) LMI Chlorine Pumps	09/29/2022		1,680.00 2,120.00 24.74 29.00 523.66 130.38 26.04 1,236.65 340.25 263.85 931.90 190.00 8,045.72
Total for Check Number 13169:				0.00	15,542.19
13170	10651 29882 29902	Weldors Supply and Steel, Inc Flammable/Non-Flammable Gas - District Weldor Non-Flammable Gas/Tip Cleaner - District Weldor	09/29/2022		102.21 37.25
Total for Check Number 13170:				0.00	139.46
Total for 9/29/2022:				0.00	165,055.52
Report Total (166 checks):				0.00	1,109,303.90



**Beaumont-Cherry Valley Water District
Finance and Audit Committee Meeting
October 6, 2022**

Item 4d

STAFF REPORT

TO: Finance and Audit Committee
FROM: Finance and Administrative Services
SUBJECT: **September 2022 Invoices Pending Approval**

Staff Recommendation

Approve the pending invoice totaling \$5,962.50.

Background

Staff has reviewed the pending invoice and found the services rendered were acceptable to the District.

Fiscal Impact

There is a \$5,962.50. impact to the District which will be paid from the 2022 budget.

Attachment(s)

- Richards Watson Gershon Invoice #238809

Staff Report prepared by William Clayton, Finance Manager



T 213.626.8484
F 213.626.0078
Fed. I.D. No. 95-3292015

350 South Grand Avenue
37th Floor
Los Angeles, CA 90071

CONFIDENTIAL

This material is subject to the attorney-client privilege and/or attorney work product protection, or otherwise is privileged or confidential. Do not disclose the contents hereof. Do not file with publicly-accessible records.

DAN JAGGERS, GENERAL MANAGER
BEAUMONT- CHERRY VALLEY WATER DISTRICT
560 MAGNOLIA AVENUE
BEAUMONT, CA 92223-2258

September 14, 2022
Invoice # 238809

Re: [REDACTED] GENERAL COUNSEL SERVICES

For professional services rendered through August 31, 2022:

Current Legal Fees.....	\$5,962.50
Current Client Costs Advanced	<u>\$0.00</u>
TOTAL CURRENT FEES AND COSTS.....	<u>\$5,962.50</u>
Balance Due From Previous Statement	\$7,592.50
TOTAL BALANCE DUE FOR THIS MATTER.....	<u>\$13,555.00</u>

TERMS: PAYMENT DUE UPON RECEIPT

PLEASE RETURN THIS PAGE WITH YOUR REMITTANCE TO

RICHARDS, WATSON & GERSHON
350 South Grand Avenue, 37th Floor
Los Angeles, CA 90071

RICHARDS WATSON GERSHON

Payroll

Timecard Proof List

Date Range: 08/01/2022 to 08/31/2022

Beaumont-Cherry Valley Water District

560 Magnolia Avenue
Beaumont CA 92223
(951) 845-9581
www.bcward.org



Pay	Date	Per Diem	Reimbursement Cost	# of Meetings YTD
Employee No: 170 Slawson, Daniel				
San Gorgonio Pass Water Agency Board Meeting	8/8/2022	260.00		
San Gorgonio Pass Water Agency Water Conservation Meeting	8/9/2022	260.00		
Regular Board Meeting	8/10/2022	260.00		
BIA So Cal Water Conference	8/12/2022	260.00		
San Gorgonio Pass Water Agency Board Meeting	8/22/2022	260.00		
CSDA Conference	8/23/2022	260.00		
CSDA Conference	8/24/2022	260.00		
CSDA Conference	8/25/2022	260.00		
Riverside County Water Task Force	8/26/2022	260.00		
Engineering Workshop	8/31/2022	260.00		
Employee No: 170	Total Meetings for August	10	2,600.00 Total Reimbursements	0.00
Employee No: 178 Hoffman, David				
Finance & Audit Committee	8/4/2022	260.00		
Regular Board Meeting	8/10/2022	260.00		
Personnel Committee Meeting	8/16/2022	260.00		
Ad Hoc Communications Committee	8/17/2022	260.00		
2x2 Recycled Water Committee w/ City of Beaumont	8/22/2022	260.00		
Engineering Workshop	8/31/2022	260.00		
Employee No: 178	Total Meetings for August	6	1,560.00 Total Reimbursements	0.00
Employee No: 179 Covington, John				
Regular Board Meeting	8/10/2022	260.00		
BIA So Cal Water Conference	8/12/2022	260.00		
Personnel Committee Meeting	8/16/2022	260.00		
2x2 Recycled Water Committee w/ City of Beaumont	8/22/2022	260.00		
Engineering Workshop	8/31/2022	260.00		
Employee No: 179	Total Meetings for August	5	1,300.00 Total Reimbursements	0.00
Employee No: 193 Ramirez, Andy				
Urban Water Institute Conference	8/24/2022	260.00	223.64	
Urban Water Institute Conference	8/25/2022	260.00		
Urban Water Institute Conference	8/26/2022	260.00		
Engineering Workshop	8/31/2022	260.00		
Employee No: 193	Total Meetings for August	4	1,040.00 Total Reimbursements	223.64
Employee No: 214 Williams, Lona				
Finance & Audit Committee	8/4/2022	260.00		
Regular Board Meeting	8/10/2022	260.00		
Chamber of Commerce Breakfast ⁽¹⁾	8/12/2022	0.00		
BIA So Cal Water Conference	8/12/2022	260.00	52.25	
Ad Hoc Communications Committee	8/17/2022	260.00		
Engineering Workshop	8/31/2022	260.00		
Employee No: 214	Total Meetings for August	5	1,300.00 Total Reimbursements	52.25

(1) Two meetings attended on the same day will only be paid one (1) Per Diem disbursement per Water Code Section 20201-20203



Beaumont-Cherry Valley Water District
Finance & Audit Committee Meeting
August 4, 2022
Sign-In Sheet

By signing this document, I am verifying that I have attended the meeting and am authorized to receive per diem for my attendance in accordance with District Policy.

Name

Signature

Secretary David Hoffman Employee #178	
President Lona Williams Employee #214	
Alternate Covington (Alternate) Employee #179	

The stipend for this meeting will be paid on 08/18/2022



Beaumont-Cherry Valley Water District
Regular Board Meeting
August 10, 2022
Sign-In Sheet

By signing this document, I am verifying that I have attended the meeting and am authorized to receive per diem for my attendance in accordance with District Policy.

Name

Signature

President Lona Williams Employee #214	
VP Andy Ramirez Employee #193	
Secretary David Hoffman Employee #178	
Treasurer John Covington Employee #179	
Director Daniel Slawson Employee #170	

The stipend for this meeting will be paid on 08/18/2022



Beaumont-Cherry Valley Water District

Personnel Committee Meeting



August 16, 2022

Sign-In Sheet

By signing this document I am verifying that I have attended the meeting and am authorized to receive per diem for my attendance in accordance with District Policy.

Name

Signature

John Covington Employee #179	
Andy Ramirez Employee #193	
David Hoffman (Alternate) Employee #178	

The stipend for this meeting will be paid on 9/01/2022





Beaumont-Cherry Valley Water District
Ad Hoc Communications Committee Meeting
August 17, 2022
Sign-In Sheet

By signing this document I am verifying that I have attended the meeting and am authorized to receive per diem for my attendance in accordance with District Policy.

Name

Signature

VP Andy Ramirez Employee #193	NONE
President Lona Williams Employee #214	
David Hoffman (alternate) Employee #178	

The stipend for this meeting will be paid on 09/01/2022



Beaumont-Cherry Valley Water District
Engineering Workshop Meeting
August 31, 2022
Sign-In Sheet

By signing this document, I am verifying that I have attended the meeting and am authorized to receive per diem for my attendance in accordance with District Policy.

Name


Signature

President Lona Williams Employee #214	
VP Andy Ramirez Employee #193	
Secretary David Hoffman Employee #178	
Treasurer John Covington Employee #179	
Director Daniel Slawson Employee #170	

The stipend for this meeting will be paid on 09/15/2022

Beaumont-Cherry Valley Water District


Record of Board Member Expenses/Claim Form for Reimbursement
(Conferences, Meetings, Travels)

Name	Director Daniel Slawson			Division 3	Member ID- Director #
Email (optional)				Department- Board of Directors (110)	
BCVWD Meeting Type	Attended	Date	Location of Meeting	Amount	
Regular Board Meeting (including Engineering Workshop)	<input type="checkbox"/>			\$260 per diem per day	
Finance & Audit Committee Meeting	<input type="checkbox"/>			\$260 per diem per day	
Personnel Committee Meeting	<input type="checkbox"/>			\$260 per diem per day	
Ad Hoc Communications Meeting	<input type="checkbox"/>			\$260 per diem per day	
Collaborative Agency Meeting (BCV-Parks Admin)	<input type="checkbox"/>			\$260 per diem per day	
San Geronio Pass Water Alliance Meeting	<input checked="" type="checkbox"/>	8-8-22	zoom	\$260 per diem per day	
Special Board Meeting	<input type="checkbox"/>			\$260 per diem per day	
Director Training: _____	<input type="checkbox"/>			\$260 per diem per day	
Other: _____	<input type="checkbox"/>			\$260 per diem per day	
Other: _____	<input type="checkbox"/>			\$260 per diem per day	
Is this request to be paid on a meeting not listed under the current Policy? <input type="checkbox"/> Yes <input type="checkbox"/> No					
Expenses	Dates	Details			Amount
Transportation		<input type="checkbox"/> Taxi/Rental	<input type="checkbox"/> Air	<input type="checkbox"/> Other	\$
		<input type="checkbox"/> Taxi/Rental	<input type="checkbox"/> Air	<input type="checkbox"/> Other	\$
Own Car		Mileage at \$0.575 per mile (2020) _____ miles			\$
Lodging		Location: _____			\$
		Location: _____			\$
Meals		Not to exceed \$50/day; please attached receipts for each			\$
Conference fees		Purpose			\$
		Purpose			\$
Other		Purpose			\$
		Purpose			\$
Subtotal					\$
Less amount paid by company					\$
Director Signature					Date 8-10-22
Approver Signature					Date

Please attach original receipts for all listed expenses, sign the form and send to the Accounting Department. See information at the back of this form for approved Per Diems and Expenses for Board Members

Beaumont-Cherry Valley Water District


Record of Board Member Expenses/Claim Form for Reimbursement
(Conferences, Meetings, Travels)

Name	Director Daniel Slawson			Division 3	Member ID- Director #
Email (optional)				Department- Board of Directors (110)	
BCVWD Meeting Type	Attended	Date	Location of Meeting	Amount	
Regular Board Meeting (including Engineering Workshop)	<input type="checkbox"/>			\$260 per diem per day	
Finance & Audit Committee Meeting	<input type="checkbox"/>			\$260 per diem per day	
Personnel Committee Meeting	<input type="checkbox"/>			\$260 per diem per day	
Ad Hoc Communications Meeting	<input type="checkbox"/>			\$260 per diem per day	
Collaborative Agency Meeting (BCV-Parks Admin)	<input type="checkbox"/>			\$260 per diem per day	
San Geronio Pass Water Alliance Meeting	<input checked="" type="checkbox"/>	8-9-22	zoom	\$260 per diem per day	
Special Board Meeting	<input type="checkbox"/>			\$260 per diem per day	
Director Training: _____	<input type="checkbox"/>			\$260 per diem per day	
Other: _____	<input type="checkbox"/>			\$260 per diem per day	
Other: _____	<input type="checkbox"/>			\$260 per diem per day	
Is this request to be paid on a meeting not listed under the current Policy? <input type="checkbox"/> Yes <input type="checkbox"/> No					
Expenses	Dates	Details			Amount
Transportation		<input type="checkbox"/> Taxi/Rental	<input type="checkbox"/> Air	<input type="checkbox"/> Other	\$
		<input type="checkbox"/> Taxi/Rental	<input type="checkbox"/> Air	<input type="checkbox"/> Other	\$
Own Car		Mileage at \$0.575 per mile (2020) _____ miles			\$
Lodging		Location: _____			\$
		Location: _____			\$
Meals		Not to exceed \$50/day; please attached receipts for each			\$
Conference fees		Purpose			\$
		Purpose			\$
Other		Purpose			\$
		Purpose			\$
Subtotal					\$
Less amount paid by company					\$
Director Signature					Date 8-10-22
Approver Signature					Date

Please attach original receipts for all listed expenses, sign the form and send to the Accounting Department. See information at the back of this form for approved Per Diems and Expenses for Board Members

Beaumont-Cherry Valley Water District


Record of Board Member Expenses/Claim Form for Reimbursement
(Conferences, Meetings, Travels)

Name	Director Daniel Slawson			Division 3	Member ID- Director #
Email (optional)				Department- Board of Directors (110)	
BCVWD Meeting Type	Attended	Date	Location of Meeting	Amount	
Regular Board Meeting (including Engineering Workshop)	<input checked="" type="checkbox"/>	8-10-22	zoom	\$260 per diem per day	
Finance & Audit Committee Meeting	<input type="checkbox"/>			\$260 per diem per day	
Personnel Committee Meeting	<input type="checkbox"/>			\$260 per diem per day	
Ad Hoc Communications Meeting	<input type="checkbox"/>			\$260 per diem per day	
Collaborative Agency Meeting (BCV-Parks Admin)	<input type="checkbox"/>			\$260 per diem per day	
San Gorgonio Pass Water Alliance Meeting	<input type="checkbox"/>			\$260 per diem per day	
Special Board Meeting	<input type="checkbox"/>			\$260 per diem per day	
Director Training: _____	<input type="checkbox"/>			\$260 per diem per day	
Other: _____	<input type="checkbox"/>			\$260 per diem per day	
Other: _____	<input type="checkbox"/>			\$260 per diem per day	
Is this request to be paid on a meeting not listed under the current Policy? <input type="checkbox"/> Yes <input type="checkbox"/> No					
Expenses	Dates	Details			Amount
Transportation		<input type="checkbox"/> Taxi/Rental	<input type="checkbox"/> Air	<input type="checkbox"/> Other	\$
		<input type="checkbox"/> Taxi/Rental	<input type="checkbox"/> Air	<input type="checkbox"/> Other	\$
Own Car		Mileage at \$0.575 per mile (2020) _____ miles			\$
Lodging		Location: _____			\$
		Location: _____			\$
Meals		Not to exceed \$50/day; please attached receipts for each			\$
Conference fees		Purpose			\$
		Purpose			\$
Other		Purpose			\$
		Purpose			\$
Subtotal					\$
Less amount paid by company					\$
Director Signature					Date 8-13-22
Approver Signature					Date

Please attach original receipts for all listed expenses, sign the form and send to the Accounting Department. See information at the back of this form for approved Per Diems and Expenses for Board Members

Beaumont-Cherry Valley Water District


Record of Board Member Expenses/Claim Form for Reimbursement
(Conferences, Meetings, Travels)

Name	Director Daniel Slawson			Division 3	Member ID- Director #
Email (optional)				Department- Board of Directors (110)	
BCVWD Meeting Type	Attended	Date	Location of Meeting	Amount	
Regular Board Meeting (including Engineering Workshop)	<input type="checkbox"/>			\$260 per diem per day	
Finance & Audit Committee Meeting	<input type="checkbox"/>			\$260 per diem per day	
Personnel Committee Meeting	<input type="checkbox"/>			\$260 per diem per day	
Ad Hoc Communications Meeting	<input type="checkbox"/>			\$260 per diem per day	
Collaborative Agency Meeting (BCV-Parks Admin)	<input type="checkbox"/>			\$260 per diem per day	
San Gorgonio Pass Water Alliance Meeting	<input type="checkbox"/>			\$260 per diem per day	
Special Board Meeting	<input type="checkbox"/>			\$260 per diem per day	
Director Training: _____	<input type="checkbox"/>			\$260 per diem per day	
Other: BIA Water Conference	<input checked="" type="checkbox"/>	8-12-22	Double Tree Hotel Ontario	\$260 per diem per day	
Other: _____	<input type="checkbox"/>			\$260 per diem per day	
Is this request to be paid on a meeting not listed under the current Policy? <input type="checkbox"/> Yes <input type="checkbox"/> No					
Expenses	Dates	Details			Amount
Transportation		<input type="checkbox"/> Taxi/Rental	<input type="checkbox"/> Air	<input type="checkbox"/> Other	\$
		<input type="checkbox"/> Taxi/Rental	<input type="checkbox"/> Air	<input type="checkbox"/> Other	\$
Own Car		Mileage at \$0.575 per mile (2020) _____ miles			\$
Lodging		Location: _____			\$
		Location: _____			\$
Meals		Not to exceed \$50/day; please attached receipts for each			\$
Conference fees		Purpose			\$
		Purpose			\$
Other		Purpose			\$
		Purpose			\$
Subtotal					\$
Less amount paid by company					\$
Director Signature					Date 8-13-22
Approver Signature					Date

Please attach original receipts for all listed expenses, sign the form and send to the Accounting Department. See information at the back of this form for approved Per Diems and Expenses for Board Members

Beaumont-Cherry Valley Water District


Record of Board Member Expenses/Claim Form for Reimbursement
(Conferences, Meetings, Travels)

Name	Director Daniel Slawson			Division	3	Member ID- Director #	170
Email (optional)				Department- Board of Directors (110)			
BCVWD Meeting Type	Attended	Date	Location of Meeting	Amount			
Regular Board Meeting (including Engineering Workshop)	<input type="checkbox"/>			\$260 per diem per day			
Finance & Audit Committee Meeting	<input type="checkbox"/>			\$260 per diem per day			
Personnel Committee Meeting	<input type="checkbox"/>			\$260 per diem per day			
Ad Hoc Communications Meeting	<input type="checkbox"/>			\$260 per diem per day			
Collaborative Agency Meeting (BCV-Parks Admin)	<input type="checkbox"/>			\$260 per diem per day			
San Gorgonio Pass Water Alliance Meeting	<input checked="" type="checkbox"/>	8-22-22	zoom	\$260 per diem per day			
Special Board Meeting	<input type="checkbox"/>			\$260 per diem per day			
Director Training: _____	<input type="checkbox"/>			\$260 per diem per day			
Other: _____	<input type="checkbox"/>			\$260 per diem per day			
Other: _____	<input type="checkbox"/>			\$260 per diem per day			
Is this request to be paid on a meeting not listed under the current Policy? <input type="checkbox"/> Yes <input type="checkbox"/> No							
Expenses	Dates	Details				Amount	
Transportation		<input type="checkbox"/> Taxi/Rental	<input type="checkbox"/> Air	<input type="checkbox"/> Other	\$		
		<input type="checkbox"/> Taxi/Rental	<input type="checkbox"/> Air	<input type="checkbox"/> Other	\$		
Own Car		Mileage at \$0.625 per mile (2022) _____ miles				\$	
Lodging		Location: _____				\$	
		Location: _____				\$	
Meals		Not to exceed \$50/day; please attached receipts for each				\$	
Conference fees		Purpose				\$	
		Purpose				\$	
Other		Purpose				\$	
		Purpose				\$	
					Subtotal	\$	
					Less amount paid by company	\$	
Director Signature						Date	8-25-22
Approver Signature						Date	

Please attach original receipts for all listed expenses, sign the form and send to the Accounting Department. See information at the back of this form for approved Per Diems and Expenses for Board Members

Beaumont-Cherry Valley Water District


Record of Board Member Expenses/Claim Form for Reimbursement
(Conferences, Meetings, Travels)

Name	Director Daniel Slawson			Division 3	Member ID- Director # 170
Email (optional)				Department- Board of Directors (110)	
BCVWD Meeting Type	Attended	Date	Location of Meeting	Amount	
Regular Board Meeting (including Engineering Workshop)	<input type="checkbox"/>			\$260 per diem per day	
Finance & Audit Committee Meeting	<input type="checkbox"/>			\$260 per diem per day	
Personnel Committee Meeting	<input type="checkbox"/>			\$260 per diem per day	
Ad Hoc Communications Meeting	<input type="checkbox"/>			\$260 per diem per day	
Collaborative Agency Meeting (BCV-Parks Admin)	<input type="checkbox"/>			\$260 per diem per day	
San Geronio Pass Water Alliance Meeting	<input type="checkbox"/>			\$260 per diem per day	
Special Board Meeting	<input type="checkbox"/>			\$260 per diem per day	
Director Training: _____	<input type="checkbox"/>			\$260 per diem per day	
Other: CSDA Conference	<input checked="" type="checkbox"/>	8/23 8/24 & 8/25	JW Marriott Palm Desert, Ca	\$260 per diem per day	
Other: _____	<input type="checkbox"/>			\$260 per diem per day	
Is this request to be paid on a meeting not listed under the current Policy? <input type="checkbox"/> Yes <input type="checkbox"/> No					
Expenses	Dates	Details			Amount
Transportation		<input type="checkbox"/> Taxi/Rental	<input type="checkbox"/> Air	<input type="checkbox"/> Other	\$
		<input type="checkbox"/> Taxi/Rental	<input type="checkbox"/> Air	<input type="checkbox"/> Other	\$
Own Car		Mileage at \$0.625 per mile (2022) _____ miles			\$
Lodging		Location: _____			\$
		Location: _____			\$
Meals		Not to exceed \$50/day; please attached receipts for each			\$
Conference fees		Purpose _____			\$
		Purpose _____			\$
Other		Purpose _____			\$
		Purpose _____			\$
Subtotal					\$
Less amount paid by company					\$
Director Signature					Date 8-25-22
Approver Signature					Date

Please attach original receipts for all listed expenses, sign the form and send to the Accounting Department. See information at the back of this form for approved Per Diems and Expenses for Board Members

Beaumont-Cherry Valley Water District

Record of Board Member Expenses/Claim Form for Reimbursement
(Conferences, Meetings, Travels)

Name	Director Daniel Slawson			Division	3	Member ID- Director #	170
Email (optional)				Department- Board of Directors (110)			
BCVWD Meeting Type	Attended	Date	Location of Meeting	Amount			
Regular Board Meeting (including Engineering Workshop)	<input type="checkbox"/>			\$260 per diem per day			
Finance & Audit Committee Meeting	<input type="checkbox"/>			\$260 per diem per day			
Personnel Committee Meeting	<input type="checkbox"/>			\$260 per diem per day			
Ad Hoc Communications Meeting	<input type="checkbox"/>			\$260 per diem per day			
Collaborative Agency Meeting (BCV-Parks Admin)	<input type="checkbox"/>			\$260 per diem per day			
San Gorgonio Pass Water Alliance Meeting	<input type="checkbox"/>			\$260 per diem per day			
Special Board Meeting	<input type="checkbox"/>			\$260 per diem per day			
Director Training: _____	<input type="checkbox"/>			\$260 per diem per day			
Other: Riverside County Water Task Force	<input checked="" type="checkbox"/>	8-26-22	zoom	\$260 per diem per day			
Other: _____	<input type="checkbox"/>			\$260 per diem per day			
Is this request to be paid on a meeting not listed under the current Policy? <input type="checkbox"/> Yes <input type="checkbox"/> No							
Expenses	Dates	Details				Amount	
Transportation		<input type="checkbox"/> Taxi/Rental	<input type="checkbox"/> Air	<input type="checkbox"/> Other	\$		
		<input type="checkbox"/> Taxi/Rental	<input type="checkbox"/> Air	<input type="checkbox"/> Other	\$		
Own Car		Mileage at \$0.625 per mile (2022) _____ miles				\$	
Lodging		Location: _____				\$	
		Location: _____				\$	
Meals		Not to exceed \$50/day; please attached receipts for each				\$	
Conference fees		Purpose				\$	
		Purpose				\$	
Other		Purpose				\$	
		Purpose				\$	
Subtotal						\$	
Less amount paid by company						\$	
Director Signature						Date 8-26-22	
Approver Signature						Date	

Please attach original receipts for all listed expenses, sign the form and send to the Accounting Department. See information at the back of this form for approved Per Diems and Expenses for Board Members

Beaumont-Cherry Valley Water District

Record of Board Member Expenses/Claim Form for Reimbursement
(Conferences, Meetings, Travels)

Name	Director Daniel Slawson			Division	3		Member ID- Director #	170		
Email (optional)				Department- Board of Directors (110)						
BCVWD Meeting Type	Attended	Date	Location of Meeting	Amount						
Regular Board Meeting (including Engineering Workshop)	<input checked="" type="checkbox"/>	8-31-22	BCVWD and zoom	\$260 per diem per day						
Finance & Audit Committee Meeting	<input type="checkbox"/>			\$260 per diem per day						
Personnel Committee Meeting	<input type="checkbox"/>			\$260 per diem per day						
Ad Hoc Communications Meeting	<input type="checkbox"/>			\$260 per diem per day						
Collaborative Agency Meeting (BCV-Parks Admin)	<input type="checkbox"/>			\$260 per diem per day						
San Gorgonio Pass Water Alliance Meeting	<input type="checkbox"/>			\$260 per diem per day						
Special Board Meeting	<input type="checkbox"/>			\$260 per diem per day						
Director Training: _____	<input type="checkbox"/>			\$260 per diem per day						
Other: _____	<input type="checkbox"/>			\$260 per diem per day						
Other: _____	<input type="checkbox"/>			\$260 per diem per day						
Is this request to be paid on a meeting not listed under the current Policy? <input type="checkbox"/> Yes <input type="checkbox"/> No										
Expenses	Dates	Details						Amount		
Transportation		<input type="checkbox"/> Taxi/Rental	<input type="checkbox"/> Air	<input type="checkbox"/> Other						\$
		<input type="checkbox"/> Taxi/Rental	<input type="checkbox"/> Air	<input type="checkbox"/> Other						\$
Own Car		Mileage at \$0.625 per mile (2022) _____ miles						\$		
Lodging		Location: _____						\$		
		Location: _____						\$		
Meals		Not to exceed \$50/day; please attached receipts for each						\$		
Conference fees		Purpose _____						\$		
		Purpose _____						\$		
Other		Purpose _____						\$		
		Purpose _____						\$		
Subtotal									\$	
Less amount paid by company									\$	
Director Signature									Date 9-1-22	
Approver Signature _____									Date _____	

Please attach original receipts for all listed expenses, sign the form and send to the Accounting Department. See information at the back of this form for approved Per Diems and Expenses for Board Members

Beaumont-Cherry Valley Water District

Record of Board Member Expenses/Claim Form for Reimbursement
(Conferences, Meetings, Travels)

Name	Director David Hoffman	Division	5	Member ID- Director #	178
Email (optional)		Department- Board of Directors (110)			
BCVWD Meeting Type	Attended	Date	Location of Meeting	Amount	
Regular Board Meeting (including Engineering Workshop)	<input type="checkbox"/>			\$260 per diem per day	
Finance & Audit Committee Meeting	<input type="checkbox"/>			\$260 per diem per day	
Personnel Committee Meeting	<input type="checkbox"/>			\$260 per diem per day	
Ad Hoc Communications Meeting	<input type="checkbox"/>			\$260 per diem per day	
Collaborative Agency Meeting (BCV-Parks Admin)	<input type="checkbox"/>			\$260 per diem per day	
San Gorgonio Pass Water Alliance Meeting	<input type="checkbox"/>			\$260 per diem per day	
Special Board Meeting	<input type="checkbox"/>			\$260 per diem per day	
Director Training:	<input type="checkbox"/>			\$260 per diem per day	
Other: <u>recycled water</u> ^{3x2 Ad Hoc}	<input checked="" type="checkbox"/>	<u>8-22-22</u>	<u>Zoom</u>	\$260 per diem per day	
Other:	<input type="checkbox"/>			\$260 per diem per day	

Is this request to be paid on a meeting not listed under the current Policy? Yes No

Expenses	Dates	Details			Amount
Transportation		<input type="checkbox"/> Taxi/Rental	<input type="checkbox"/> Air	<input type="checkbox"/> Other	\$
		<input type="checkbox"/> Taxi/Rental	<input type="checkbox"/> Air	<input type="checkbox"/> Other	\$
Own Car		Mileage at \$0.62.5 per mile (2022) _____ miles			\$
Lodging		Location: _____			\$
		Location: _____			\$
Meals		Not to exceed \$50/day; please attached receipts for each			\$
Conference fees		Purpose			\$
		Purpose			\$
Other		Purpose			\$
		Purpose			\$
				Subtotal	\$
				Less amount paid by company	\$
Director Signature					Date
Approver Signature					Date

Please attach original receipts for all listed expenses, sign the form and send to the Accounting Department. See information at the back of this form for approved Per Diems and Expenses for Board Members

Beaumont-Cherry Valley Water District


Record of Board Member Expenses/Claim Form for Reimbursement
(Conferences, Meetings, Travels)

Name	Director John Covington			Division	4	Member ID- Director #	179
Email (optional)				Department-	Board of Directors (110)		
BCVWD Meeting Type	Attended	Date	Location of Meeting	Amount			
Regular Board Meeting (including Engineering Workshop)	<input type="checkbox"/>			\$260 per diem per day			
Finance & Audit Committee Meeting	<input type="checkbox"/>			\$260 per diem per day			
Personnel Committee Meeting	<input type="checkbox"/>			\$260 per diem per day			
Ad Hoc Communications Meeting	<input type="checkbox"/>			\$260 per diem per day			
Collaborative Agency Meeting (BCV-Parks Admin)	<input type="checkbox"/>			\$260 per diem per day			
San Gorgonio Pass Water Alliance Meeting	<input type="checkbox"/>			\$260 per diem per day			
Special Board Meeting	<input type="checkbox"/>			\$260 per diem per day			
Director Training: _____	<input type="checkbox"/>			\$260 per diem per day			
Other: Building Industry Assoc	<input checked="" type="checkbox"/>	8.12.2022	Ontario	\$260 per diem per day			
Other: _____	<input type="checkbox"/>			\$260 per diem per day			
Is this request to be paid on a meeting not listed under the current Policy? <input type="checkbox"/> Yes <input type="checkbox"/> No							
Expenses	Dates	Details				Amount	
Transportation		<input type="checkbox"/> Taxi/Rental	<input type="checkbox"/> Air	<input type="checkbox"/> Other			\$
		<input type="checkbox"/> Taxi/Rental	<input type="checkbox"/> Air	<input type="checkbox"/> Other			\$
Own Car		Mileage at \$0.585 per mile (2022) _____ miles				\$	
Lodging		Location: _____				\$	
		Location: _____				\$	
Meals		Not to exceed \$50/day; please attached receipts for each				\$	
Conference fees		Purpose				\$	
		Purpose				\$	
Other		Purpose				\$	
		Purpose				\$	
Subtotal						\$ 260.00	
Less amount paid by company						\$ 0	
Director Signature						Date 8.15.2022	
Approver Signature						Date	

Please attach original receipts for all listed expenses, sign the form and send to the Accounting Department. See information at the back of this form for approved Per Diems and Expenses for Board Members

Beaumont-Cherry Valley Water District



Record of Board Member Expenses/Claim Form for Reimbursement
(Conferences, Meetings, Travels)

Name	Director John Covington			Division	4	Member ID- Director #	179
Email (optional)				Department-	Board of Directors (110)		
BCVWD Meeting Type	Attended	Date	Location of Meeting	Amount			
Regular Board Meeting (including Engineering Workshop)	<input type="checkbox"/>			\$260 per diem per day			
Finance & Audit Committee Meeting	<input type="checkbox"/>			\$260 per diem per day			
Personnel Committee Meeting	<input type="checkbox"/>			\$260 per diem per day			
Ad Hoc Communications Meeting	<input checked="" type="checkbox"/>	8.22.2022	Zoom(Recycled 2x2)	\$260 per diem per day			
Collaborative Agency Meeting (BCV-Parks Admin)	<input type="checkbox"/>			\$260 per diem per day			
San Gorgonio Pass Water Alliance Meeting	<input type="checkbox"/>			\$260 per diem per day			
Special Board Meeting	<input type="checkbox"/>			\$260 per diem per day			
Director Training: _____	<input type="checkbox"/>			\$260 per diem per day			
Other: _____	<input type="checkbox"/>			\$260 per diem per day			
Other: _____	<input type="checkbox"/>			\$260 per diem per day			
Is this request to be paid on a meeting not listed under the current Policy? <input type="checkbox"/> Yes <input checked="" type="checkbox"/> No							
Expenses	Dates	Details					Amount
Transportation		<input type="checkbox"/> Taxi/Rental	<input type="checkbox"/> Air	<input type="checkbox"/> Other			\$
		<input type="checkbox"/> Taxi/Rental	<input type="checkbox"/> Air	<input type="checkbox"/> Other			\$
Own Car		Mileage at \$0.62.5 per mile (2022) _____ miles					\$
Lodging		Location: _____					\$
		Location: _____					\$
Meals		Not to exceed \$50/day; please attached receipts for each					\$
Conference fees		Purpose					\$
		Purpose					\$
Other		Purpose					\$
		Purpose					\$
Subtotal						\$ 260.00	
Less amount paid by company						\$	
Director Signature						Date	8.25.2022
Approver Signature						Date	

Please attach original receipts for all listed expenses, sign the form and send to the Accounting Department. See information at the back of this form for approved Per Diems and Expenses for Board Members

Beaumont-Cherry Valley Water District

Record of Board Member Expenses/Claim Form for Reimbursement
(Conferences, Meetings, Travels)

Name	Director Andy Ramirez			Division	1	Member ID- Director #	193
Email (optional)				Department- Board of Directors (110)			
BCVWD Meeting Type	Attended	Date	Location of Meeting	Amount			
Regular Board Meeting (including Engineering Workshop)	<input type="checkbox"/>			\$260 per diem per day			
Finance & Audit Committee Meeting	<input type="checkbox"/>			\$260 per diem per day			
Personnel Committee Meeting	<input type="checkbox"/>			\$260 per diem per day			
Ad Hoc Communications Meeting	<input type="checkbox"/>			\$260 per diem per day			
Collaborative Agency Meeting (BCV-Parks Admin)	<input type="checkbox"/>			\$260 per diem per day			
San Gorgonio Pass Water Alliance Meeting	<input type="checkbox"/>			\$260 per diem per day			
Special Board Meeting	<input type="checkbox"/>			\$260 per diem per day			
Director Training: <u>Urban Water Conf.</u>	<input checked="" type="checkbox"/>	8/24-26	San Diego, CA	\$260 per diem per day			
Other: _____	<input type="checkbox"/>			\$260 per diem per day			
Other: _____	<input type="checkbox"/>			\$260 per diem per day			
Is this request to be paid on a meeting not listed under the current Policy? <input type="checkbox"/> Yes <input checked="" type="checkbox"/> No							
Expenses	Dates	Details					Amount
Transportation		<input type="checkbox"/> Taxi/Rental	<input type="checkbox"/> Air	<input type="checkbox"/> Other			\$
		<input type="checkbox"/> Taxi/Rental	<input type="checkbox"/> Air	<input type="checkbox"/> Other			\$
Own Car	8/24-8/26	Mileage at \$0.625 per mile (2022) 228.6 223 miles					\$ 142.88 \$139.38
Lodging		Location:					\$
		Location:					\$
Meals	8/24-8/26	Not to exceed \$50/day; please attached receipts for each					\$ 84.26
Conference fees		Purpose	115 miles from home			\$	
		Purpose	-3.5 Miles to Office			\$	
		Purpose	111.5 Miles One Way			\$	
Other		Purpose	x 2			\$	
		Purpose	223 Reimbursable Miles			\$ 01-10-110-500175	
Subtotal						\$ 223.64	
Less amount paid by company						\$	
Director Signature						Date	8/27/22
Approver Signature						Date	8/31/2022

Please attach original receipts for all listed expenses, sign the form and send to the Accounting Department. See information at the back of this form for approved Per Diems and Expenses for Board Members

ANDRES CUBAN RESTAURANT
235 MORENA BLVD
SAN DIEGO, CA 92110
619-275-4114

SALE

Server #: 000001

REF#: 00000011

Batch #: 115
08/24/22 19:35:46
APPR CODE: 06402P
Trace: 11
MASTERCARD Chip
*****5470

AMOUNT \$16.95

TIP \$

TOTAL \$ 15.95

APPROVED

CAPITAL ONE
AID: A0000000041010
TVR: 00 00 00 00 00
TS: EB 00

THANK YOU

DATE 8/25/22 TIME 8:38:19PM
MID RST401

SD MISSION BAY RESORT
1775 East Mission Bay Dr.
San Diego, California
92109
619-276-4010

PLEASE LEAVE SIGNED COPY WITH SERVER

Mastercard XXXXXXXXXXXX5470 S
AUTH 04729P TBL C4 CHECK 951017
PRE-AUTH Covewood STEVE
Ref: 10000567

AMOUNT 37.86
TAX 2.92
CTMA TAX 0.03

SUBTOTAL \$ 40.75

TIP \$

TOTAL \$ 47.00

CUSTOMER COPY

Casa Guadalajara

4 05 Taylor St
San Diego CA 92101
619-295-5111

Friday, August 26, 2022 1:38 PM
Server(s): Smith,
Tble: 93
Guest Name: No Guest Name
of Guests: 4

Check#: 1866635

Receipt #: 1
Clerk: Dinein
Area: PATIO

Thank You For Your Visit
www.casaguadalajara.com
Please Yelp Us!!!!
Gift Cards Available

Carne Asada Tacos	\$18.95
Subtotal	\$18.95
Sales Tax	\$1.31
Total Taxes	\$1.31
Total	\$18.26

BALANCE DUE \$18.26

18% = \$3.05 20% = \$3.30 22% = \$3.73

Suggested Gratuity

Thank you

Run Date 9/7/2022
 Time 6:32:10PM
 Store # 1

San Diego Mission Bay Resort
 Cashout & Revenue
Checks Report

Page # 1
 Version 10.2
 Report CR 170


8/25/2022 Thursday

Check # : 951017	Table : C4	Table Size : 4	Adjusted : N
Cashout Ref # : 14	Cashout Name : STEVE - 102574	Date / Time : 8/25/2022 8:01:00PM	
Member # :	Department : Covewood	To : 8/25/2022 8:49:15PM	

Seat	Description	Factor	Amount	Dept	Special Price	Extra Tax	Promo Description	Discount By
1	CEDAR PLANKED SA LMON	1.00	36.00	Covewood	N	N		
1	TYPER...	1.00	0.00	Covewood	N	N		
	CTMA TAX		0.03					
	TAX		2.92					
	CASURCHARGE		1.80					
	Total :		40.75					
	Covers : 1							
	Mastercard	-6.25	47.00				51*****5470	04729P **/**
	Total :		40.75					

Beaumont-Cherry Valley Water District


Record of Board Member Expenses/Claim Form for Reimbursement
(Conferences, Meetings, Travels)

Name	Director Andy Ramirez			Division	1	Member ID- Director #	193	
Email (optional)				Department-	Board of Directors (110)			
BCVWD Meeting Type	Attended	Date	Location of Meeting	Amount				
Regular Board Meeting (including Engineering Workshop)				\$260 per diem per day				
Finance & Audit Committee Meeting				\$260 per diem per day				
Personnel Committee Meeting				\$260 per diem per day				
Ad Hoc Communications Meeting				\$260 per diem per day				
Collaborative Agency Meeting (BCV-Parks Admin)				\$260 per diem per day				
San Gorgonio Pass Water Alliance Meeting				\$260 per diem per day				
Special Board Meeting				\$260 per diem per day				
Director Training: _____				\$260 per diem per day				
Other: _____				\$260 per diem per day				
Other: _____				\$260 per diem per day				
Is this request to be paid on a meeting not listed under the current Policy? <input type="checkbox"/> Yes <input type="checkbox"/> No								
Expenses	Dates	Details				Amount		
Transportation		<input type="checkbox"/> Taxi/Rental	<input type="checkbox"/> Air	<input type="checkbox"/> Other			\$	
		<input type="checkbox"/> Taxi/Rental	<input type="checkbox"/> Air	<input type="checkbox"/> Other			\$	
Own Car		Mileage at \$0.625 per mile (2022) _____ miles				\$		
Lodging		Location: _____				\$		
		Location: _____				\$		
Meals		Not to exceed \$50/day; please attached receipts for each				\$		
Conference fees		Purpose				\$		
		Purpose				\$		
Other		Purpose				\$		
		Purpose				\$		
Subtotal						\$		
Less amount paid by company						\$		
Director Signature							Date	
Approver Signature							Date	

Please attach original receipts for all listed expenses, sign the form and send to the Accounting Department. See information at the back of this form for approved Per Diems and Expenses for Board Members

Beaumont-Cherry Valley Water District

Record of Board Member Expenses/Claim Form for Reimbursement
(Conferences, Meetings, Travels)

Name	Director LONA WILLIAMS	Division 02	Member ID- Director # 0214		
Email (optional)		Department- Board of Directors (110)			
BCVWD Meeting Type	Attended	Date	Location of Meeting	Amount	
Regular Board Meeting (including Engineering Workshop)	<input type="checkbox"/>			\$260 per diem per day	
Finance & Audit Committee Meeting	<input type="checkbox"/>			\$260 per diem per day	
Personnel Committee Meeting	<input type="checkbox"/>			\$260 per diem per day	
Ad Hoc Communications Meeting	<input type="checkbox"/>			\$260 per diem per day	
Collaborative Agency Meeting (BCV-Parks Admin)	<input type="checkbox"/>			\$260 per diem per day	
San Geronio Pass Water Alliance Meeting	<input type="checkbox"/>			\$260 per diem per day	
Special Board Meeting	<input type="checkbox"/>			\$260 per diem per day	
Director Training: BIA WORKSHOP	<input checked="" type="checkbox"/>	08/12/2022	ONTARIO, CA	\$260 per diem per day	
Other: CHAMBER OF COMMERCE BREAKFAST	<input checked="" type="checkbox"/>	08/12/2022	BEAUMONT, CA	e	
Other:	<input type="checkbox"/>			\$260 per diem per day	
Is this request to be paid on a meeting not listed under the current Policy? <input type="checkbox"/> Yes <input type="checkbox"/> No					
Expenses	Dates	Details			Amount
Transportation		<input type="checkbox"/> Taxi/Rental	<input type="checkbox"/> Air	<input type="checkbox"/> Other	\$
		<input type="checkbox"/> Taxi/Rental	<input type="checkbox"/> Air	<input type="checkbox"/> Other	\$
Own Car	08/12/2022	Mileage at \$0.575 per mile (2020) 86.8 miles			\$ 49.91
Lodging		Location:			\$
		Location:			43.4 Trip
Meals		Not to exceed \$50/day; please attached receipts for each			43.4 Return Trip
Conference fees		Purpose			-1.6 Less miles to District
		Purpose			-1.6 Less miles to District
		Purpose			83.6 Miles
Other		Purpose			0.625 IRS Rate
		Purpose			\$ 52.25 Due to Director
		Purpose			\$
Subtotal					\$ 309.91
Less amount paid by company					\$
Director Signature				Date	08/16/2022
Approver Signature				Date	

Please attach original receipts for all listed expenses, sign the form and send to the Accounting Department. See information at the back of this form for approved Per Diems and Expenses for Board Members