



BEAUMONT-CHERRY VALLEY WATER DISTRICT
560 Magnolia Avenue, Beaumont, CA 92223

**NOTICE AND AGENDA
MEETING OF THE FINANCE AND AUDIT COMMITTEE
of the Board of Directors**

*This meeting is hereby noticed pursuant to
California Government Code Section 54950 et. seq.*

Thursday, January 5, 2023 - 3:00 p.m.
560 Magnolia Avenue, Beaumont, CA 92223

COVID-19 NOTICE

This meeting of the Finance & Audit Committee is open to the public who would like to attend in person. COVID-19 safety guidelines are in effect pursuant to the Cal/OSHA COVID-19 Prevention Emergency Temporary Standards and the California Department of Public Health Recommendations

- **Face coverings are recommended for vaccinated and unvaccinated persons and should be properly worn over the nose and mouth at all times**
- **Maintain 6 feet of physical distancing from others in the building who are not in your party**

TELECONFERENCE NOTICE

The BCVWD F&A Committee members will attend in person at the BCVWD Administrative Office and/or via Zoom Video Conference pursuant to AB 2449

To access the Zoom conference, use the link below:

<https://us02web.zoom.us/j/81357113079?pwd=QTZYV2RZTVBNQ1lqQ2FkTEpXNFdUUT09>

To telephone in, please dial: (669) 900-9128
Enter Meeting ID: 813 5711 3079
Enter Passcode: 346756

*For Public Comment, use the “**Raise Hand**” feature if on the video call when prompted. If dialing in, please **dial *9 to “Raise Hand”** when prompted*

Meeting materials are available on the BCVWD’s website:
<https://bcvwd.org/document-category/fa-committee-agendas/>

FINANCE & AUDIT COMMITTEE MEETING – JANUARY 5, 2023

CALL TO ORDER

ANNOUNCEMENT AND VERIFICATION OF REMOTE MEETING PARTICIPATION

(If any Committee Members are attending via video teleconference)

ROLL CALL

	David Hoffman, Chair
	Lona Williams

	Covington (alternate)
--	------------------------------

PUBLIC INPUT

PUBLIC COMMENT: RAISE HAND OR PRESS *9 for Public Comment or to request to speak when prompted. At this time, any person may address the Finance and Audit Committee on matters within its jurisdiction which are not on the agenda. However, any non-agenda matters that require action will be referred to staff for a report and possible action at a subsequent meeting. Please limit your comments to three minutes. Sharing or passing time to another speaker is not permitted.

ACTION ITEMS

1. **Adjustments to the Agenda:** In accordance with Government Code Section 54954.2, additions to the agenda require a 2/3 vote of the legislative body, or if less than 2/3 of the members are present, a unanimous vote of those members present, which makes the determination that there is a need to take action, and the need to take action arose after the posting of the agenda.
 - a. Item(s) to be removed or continued from the Agenda
 - b. Emergency Item(s) to be added to the Agenda
 - c. Changes to the order of the agenda

2. **Review and Acceptance of the Minutes of the Finance and Audit Committee**
Minutes may be accepted by consensus
 - a. December 1, 2022 Regular Meeting (pages 5 - 8)

3. **Receive and File the Check Register for the Month of November 2022** (pages 9 - 24)

4. **Financial Reports/Recommendations**
 - a. Review of the November 2022 Budget Variance Reports (pages 25 - 29)
 - b. Review of the November 30, 2022 Cash and Investment Balance Report (pages 30 - 42)
 - c. Review of Check Register for the Month of December 2022 (pages 43 - 60)
 - d. Review of December 2022 Invoices Pending Approval (pages 61 - 62)

5. **Expense and Per Diem Compensation Claims Submitted for Approval** (pages 63 - 80)
6. **Review of Amendment to the Fiscal Year 2022 Operating Budget for Electricity - Wells** (pages 81 - 84)
7. **Action List for Future Meetings**
 - Chandler Asset Management update
 - Procurement of additional water supplies

ANNOUNCEMENTS

- Ad Hoc Communications Committee: Tuesday, Jan. 10 at 6 p.m.
- Collaborative Agencies Committee: Wednesday, Jan. 11 at 5 p.m. (Date changed)
- Regular Board Meeting: Wednesday, Jan. 11 at 6 p.m.
- District Offices will be closed on Monday, Jan. 16 in observance of Martin Luther King, Jr. Day
- Personnel Committee Meeting: Tuesday, Jan. 17 at 5:30 p.m.
- Engineering Workshop: Thursday, Jan. 26 at 6 p.m.

ADJOURNMENT

AVAILABILITY OF AGENDA MATERIALS - Agenda exhibits and other writings that are disclosable public records distributed to all or a majority of the members of the Beaumont-Cherry Valley Water District Finance and Audit Committee in connection with a matter subject to discussion or consideration at a meeting of the Finance and Audit Committee are available for public inspection in the District's office, at 560 Magnolia Avenue, Beaumont, California ("District Office"). If such writings are distributed to members of the Committee less than 72 hours prior to the meeting, they will be available from the District Office at the same time as they are distributed to Committee Members, except that if such writings are distributed one hour prior to, or during the meeting, they will be made available on the District website: www.bcvwd.org.

REVISIONS TO THE AGENDA - In accordance with §54954.2(a) of the Government Code (Brown Act), revisions to this Agenda may be made up to 72 hours before the Finance and Audit Committee Meeting, if necessary, after mailings are completed. Interested persons wishing to receive a copy of the set Agenda may pick one up at the District Office, located at 560 Magnolia Avenue, Beaumont, California, up to 72 hours prior to the Finance and Audit Committee Meeting.

REQUIREMENTS RE: DISABLED ACCESS - In accordance with Government Code §54954.2(a), requests for a disability related modification or accommodation, including auxiliary aids or services, in order to attend or participate in a meeting, should be made to the District Office, at least 48 hours in advance of the meeting to ensure availability of the requested service or accommodation. The District Office may be contacted by telephone at (951) 845-9581, email at info@bcvwd.org or in writing at the Beaumont-Cherry Valley Water District, 560 Magnolia Avenue, Beaumont, California 92223.

CERTIFICATION OF POSTING

A copy of the foregoing notice was posted near the regular meeting place of the Finance and Audit Committee of the Beaumont-Cherry Valley Water District and to its website at least 72 hours in advance of the meeting (Government Code §54954.2(a)).



BEAUMONT-CHERRY VALLEY WATER DISTRICT
560 Magnolia Avenue, Beaumont, CA 92223

MINUTES OF THE FINANCE AND AUDIT COMMITTEE MEETING
Thursday, December 1, 2022 at 3:00 p.m.

CALL TO ORDER

Chair Hoffman called the meeting to order at 3:05 p.m.

Verification of Teleconference Participation

Both Committee members were present in person.

Attendance

Directors present:	Director Hoffman and Director Williams
Directors absent:	None
Staff present:	General Manager Dan Jagers Director of Finance and Administration Kirene Bargas, PhD Director of Information Technology Robert Rasha Director of Operations James Bean Finance Manager William Clayton Management Analyst I Erica Gonzales Senior Management Analyst Sylvia Molina Administrative Assistant Cenica Smith
Members of the public:	None.

PUBLIC INPUT: None.

ACTION ITEMS

1. Adjustments to the Agenda: None.
2. Review and Acceptance of the Minutes of the Finance and Audit Committee meeting

Director Hoffman pointed to discussion of election expenses and asked if costs were known; General Manager Jagers said the invoice has not yet been received from the County.

The Committee accepted the minutes of the Finance and Audit Committee Special Meeting of October 20, 2022 and the Regular Meeting of November 3, 2022 by consensus.

3. Receive and file the Check Register for the Month of October 2022

The Committee received and filed the October 2022 Check Register as presented.

4. Financial Reports/Recommendations

- a. Review of the October 2022 Budget Variance Reports
- b. Review of the October 31, 2022 Cash and Investment Balance Report
- c. Review of Check Register for the Month of November 2022
- d. Review of November 2022 Invoices Pending Approval

Chair Hoffman noted that \$640,000 had been budgeted in grant revenue and as of this report \$255,534 has been received. He asked about estimates for the end of the year. Senior Management Analyst Sylvia Molina explained that additional submittals had been made to the grant funder and it is expected the total will be close to the budgeted amount by the end of the year.

Chair Hoffman noted a negative 152.91% in Interest Income-General, indicating that more than anticipated was received and asked about investments. Mr. Jagers noted that all investments have increased. Hoffman noted that it may be possible that more income than budgeted in 2023 may be received from investments. Ms. Molina indicated that the estimates were conservative. Dr. Bargas advised that Chandler Asset Management representatives will attend the December meeting and can comment.

Chair Hoffman drew attention to non-operating revenue exceeding expectations. Mr. Jagers indicated this is due to developers rushing to get projects done ahead of higher interest rates and assured that 2023 was budgeted based on predictions.

Dr. Bargas read a statement from Chandler Asset Management regarding the District's portfolio.

Chair Hoffman pointed out the paving expense for the Birdsall pipeline project is a substantial amount but is not related to the City of Beaumont.

Staff responded to questions about the check register. The Committee conversed with Director of Operations James Bean regarding water quality sampling and testing processes, and progress on the District's warehouse conversion.

General Manager Jagers responded to a question about a payment to the Beaumont Basin Watermaster, reminding about a Board-approved expense for the engineering services related to the upcoming determination of basin safe yield.

After review and discussion, the Committee recommended presenting the Financial Reports to the Board for approval.

5. Expense and Per Diem Compensation Claims Submitted for Approval

President Williams alerted that she had turned in a late per diem request and was assured that there is no time limit.

After review, the Committee recommended presenting the Expense and Per Diem Compensation Claims to the Board for approval.

6. Updates to the Final Draft Fiscal Year 2023 Operating Budget and 2023-2027 Capital Improvement Budget

Dr. Kirene Bargas noted only one change, to the budget expenses, of \$8,500 due to the increase in per diem compensation for the Board. She advised that the determination of Miscellaneous Fees at the December 14, 2022 Board meeting will affect the budget.

Chair Hoffman noted that the budget appears to be where it needs to be, but acknowledged that it is a moving target and may need to be adjusted.

7. BCVWD Fiscal Year 2022 Preliminary Operating Budget Carryovers

Dr. Kirene Bargas explained that the current fiscal year carryover is \$134,765 but may change by the end of the year. This will be brought to the Board.

8. Review Extension of Contract with Wells Fargo for Banking Services for One Year

Dr. Bargas reported that the District has contracted with Wells Fargo since 2013. Normal business practice is to review every 10 years, she advised. Staff recommends keeping Wells Fargo for one more year and in 2023, to release a Request for Proposal for services. At the December 14 meeting, the Board will be asked to approve a one-year extension.

9. Action List for Future Meetings

- *Chandler Asset Management update*
- *Procurement of additional water supplies*
- *Sites Reservoir update*

ANNOUNCEMENTS

Dr. Bargas noted a change in CEO at Chandler Asset Management effective in January.

Chair Hoffman read the following announcements:

- *Beaumont Basin Watermaster Committee: Wednesday, Dec. 7, 2022 at 11 a.m.*
- *Regular Board Meeting: Wednesday, Dec. 14, 2022 at 6 p.m.*
- *District Offices will be closed on the following holidays:*
 - *Monday, Dec. 26 – Christmas (observed)*
 - *Monday, Jan. 2, 2023 New Year's Day (observed)*

Subject to the adoption of the 2023 Meeting Schedule:

- *Collaborative Agencies Committee: Wednesday, Jan. 10 at 6 p.m.*

- Finance and Audit Committee Meeting: Thursday, Jan. 5 at 3 p.m.
- Regular Board Meeting: Wednesday, Jan. 11 at 6 p.m.
- Personnel Committee Meeting: Tuesday, Jan. 17 at 5:30 p.m.
- Engineering Workshop: Thursday, Jan. 26 at 6 p.m.

Ms. Cenica Smith added that the Ad Hoc Communications Committee will meet on January 10 at 6 p.m.

ADJOURNMENT: 4:00 P.M.

DRAFT UNTIL APPROVED

David Hoffman, Chairman
to the Finance and Audit Committee
of the Beaumont-Cherry Valley Water District

DRAFT

Accounts Payable

Checks by Date - Detail by Check Date

User: wclayton
 Printed: 11/22/2022 3:31 PM

Beaumont-Cherry Valley Water District

560 Magnolia Avenue
 Beaumont CA 92223
 (951) 845-9581
 www.bcvwd.org



Check No	Vendor No Invoice No	Vendor Name Description	Check Date Reference	Void Checks	Check Amount
ACH	10138 HW201 Oct 2022	ARCO Business Solutions ARCO Fuel Charges 10/25-10/31/2022	11/03/2022		2,640.90
Total for this ACH Check for Vendor 10138:				0.00	2,640.90
Total for 11/3/2022:				0.00	2,640.90
ACH	10901 11012022 Dental 11012022 Vision	Ameritas Life Insurance Corp. Ameritas Dental November 2022 Ameritas Vision November 2022	11/09/2022		2,422.24 522.16
Total for this ACH Check for Vendor 10901:				0.00	2,944.40
ACH	10902 53743681013443	Colonial Life Col Life Premiums October 2022	11/09/2022		4,740.24
Total for this ACH Check for Vendor 10902:				0.00	4,740.24
ACH	10903 4470890025	The Lincoln National Life Insurance Company Life & ADD EE/ER Insurance November 2022	11/09/2022		678.51
Total for this ACH Check for Vendor 10903:				0.00	678.51
ACH	10288 142450484 142450484 142450484 142450484 142450489 142450489	CalPERS Health Fiscal Services Division Active Employees Health Ins November 2022 Retired Employees Health Ins November 2022 Admin Fee for Retired Emp Health Ins November 2022 Admin Fee for Health Ins November 2022 Credit for Term EE Admin Fee Non CalPERS Member Health Ins November 2022 Active Non CalPERS Member Health Ins November 2022	11/09/2022		63,916.94 2,370.00 18.05 204.75 -1,871.43 6.18 1,871.43
Total for this ACH Check for Vendor 10288:				0.00	66,515.92
13301	UB*05105	Tri Pointe Homes Refund Check	11/09/2022		5.25
Total for Check Number 13301:				0.00	5.25
13302	UB*05110	Tri Pointe Homes Refund Check	11/09/2022		56.51
Total for Check Number 13302:				0.00	56.51
13303	UB*05091	A.M.E. Refund Check	11/09/2022		89.92
Total for Check Number 13303:				0.00	89.92
13304	UB*04976 10312022	Cathy Ballenger Refund Check	11/09/2022		44.68
Total for Check Number 13304:				0.00	44.68

Check No	Vendor No Invoice No	Vendor Name Description	Check Date Reference	Void Checks	Check Amount
13305	UB*05101	D.R. Horton Refund Check	11/09/2022		60.87
Total for Check Number 13305:				0.00	60.87
13306	UB*05095	DR Horton Refund Check	11/09/2022		69.34
Total for Check Number 13306:				0.00	69.34
13307	UB*05100	Five Below Inc Refund Check	11/09/2022		27.04
Total for Check Number 13307:				0.00	27.04
13308	UB*05104	Andrew Harown Refund Check	11/09/2022		250.00
Total for Check Number 13308:				0.00	250.00
13309	UB*05088	Sherrie Housel Refund Check	11/09/2022		92.25
Total for Check Number 13309:				0.00	92.25
13310	UB*05086	In-N-Out Burger Refund Check	11/09/2022		129.89
Total for Check Number 13310:				0.00	129.89
13311	UB*05094	K Hovnanian's Four Seasons At Beaumont Refund Check	11/09/2022		174.10
Total for Check Number 13311:				0.00	174.10
13312	UB*05111	Marsha Lenihan Refund Check	11/09/2022		330.83
Total for Check Number 13312:				0.00	330.83
13313	UB*05116	Wendy Lopez Refund Check	11/09/2022		109.97
Total for Check Number 13313:				0.00	109.97
13314	UB*05106	Daniel or Lois Matchett Refund Check Refund Check Refund Check Refund Check	11/09/2022		15.28 14.48 34.70 8.45
Total for Check Number 13314:				0.00	72.91
13315	UB*04971 10312022	Glenda Miranda Refund Check	11/09/2022		81.91
Total for Check Number 13315:				0.00	81.91
13316	UB*05084	Opendoor Labs Inc Refund Check	11/09/2022		117.64
Total for Check Number 13316:				0.00	117.64

Check No	Vendor No Invoice No	Vendor Name Description	Check Date Reference	Void Checks	Check Amount
13317	UB*05107	Pardee Homes Refund Check Refund Check Refund Check Refund Check	11/09/2022		0.41 1.20 0.58 2.81
Total for Check Number 13317:				0.00	5.00
13318	UB*05108	Pardee Homes Refund Check	11/09/2022		14.01
Total for Check Number 13318:				0.00	14.01
13319	UB*05109	Pardee Homes Refund Check	11/09/2022		48.24
Total for Check Number 13319:				0.00	48.24
13320	UB*05112	Pardee Homes Refund Check Refund Check Refund Check Refund Check	11/09/2022		0.53 2.99 0.38 1.10
Total for Check Number 13320:				0.00	5.00
13321	UB*05113	Pardee Homes Refund Check Refund Check Refund Check Refund Check	11/09/2022		0.58 2.81 1.20 0.41
Total for Check Number 13321:				0.00	5.00
13322	UB*05114	Pardee Homes Refund Check Refund Check Refund Check Refund Check	11/09/2022		45.06 3.51 3.21 1.56
Total for Check Number 13322:				0.00	53.34
13323	UB*05115	Park West Rescom Refund Check	11/09/2022		1,891.67
Total for Check Number 13323:				0.00	1,891.67
13324	UB*05089	Eric Parnell Refund Check	11/09/2022		125.84
Total for Check Number 13324:				0.00	125.84
13325	UB*05093	Alvin Powell Refund Check Refund Check Refund Check Refund Check	11/09/2022		67.21 2.10 3.60 3.80
Total for Check Number 13325:				0.00	76.71
13326	UB*05103	Algier Ravelo Refund Check	11/09/2022		140.00
Total for Check Number 13326:				0.00	140.00

Check No	Vendor No Invoice No	Vendor Name Description	Check Date Reference	Void Checks	Check Amount
13327	UB*04969 10312022	Jose & Anavel Rivera Refund Check	11/09/2022		41.56
Total for Check Number 13327:				0.00	41.56
13328	UB*05099	Enrique Sera Refund Check	11/09/2022		75.37
Total for Check Number 13328:				0.00	75.37
13329	UB*05090	Spruce Title Refund Check Refund Check Refund Check Refund Check Refund Check	11/09/2022		18.11 8.97 18.48 10.56 6.96 9.67
Total for Check Number 13329:				0.00	72.75
13330	UB*05097	Spruce Title Refund Check Refund Check Refund Check Refund Check	11/09/2022		25.44 0.84 1.44 1.52
Total for Check Number 13330:				0.00	29.24
13331	UB*05087	TNT Blanchard General Engineering Inc Refund Check	11/09/2022		2,042.00
Total for Check Number 13331:				0.00	2,042.00
13332	UB*05085	Tri Pointe Homes Refund Check	11/09/2022		20.74
Total for Check Number 13332:				0.00	20.74
13333	UB*05092	Tri Pointe Homes Refund Check Refund Check Refund Check Refund Check	11/09/2022		2.10 45.11 3.80 3.60
Total for Check Number 13333:				0.00	54.61
13334	UB*05096	Tri Pointe Homes Refund Check Refund Check Refund Check Refund Check	11/09/2022		42.35 3.04 1.68 2.88
Total for Check Number 13334:				0.00	49.95
13335	UB*05102	Tri Pointe Homes Refund Check Refund Check Refund Check Refund Check	11/09/2022		2.52 4.32 4.56 43.27
Total for Check Number 13335:				0.00	54.67
13336	UB*05098	Maribel Verdin Refund Check	11/09/2022		67.21
Total for Check Number 13336:				0.00	67.21

Check No	Vendor No Invoice No	Vendor Name Description	Check Date Reference	Void Checks	Check Amount
13337	10144 LYUM1670781	AlSCO Inc Cleaning Mats/Shop Towels 12th/Palm Oct 2022	11/09/2022		39.58
Total for Check Number 13337:				0.00	39.58
13338	10420 13HH-RMPD-9YGT	Amazon Capital Services, Inc. Disaster Kit/Emergency Lights	11/09/2022		367.43
Total for Check Number 13338:				0.00	367.43
13339	10695 22136 22140	B-81 Paving Inc Paving - 2017 Pipeline Replacement Project Paving - 2017 Pipeline Replacement Project	11/09/2022		32,109.00 10,847.25
Total for Check Number 13339:				0.00	42,956.25
13340	10272 11012022 11012022 11012022 11012022 11012022	Babcock Laboratories Inc 6 Haloacetic Acid Samples 102 SOC Samples 5 Trihalomethane Samples 64 Coliform Water Samples 4 Nitrate Samples	11/09/2022		833.52 22,089.92 435.50 2,963.84 70.56
Total for Check Number 13340:				0.00	26,393.34
13341	10271 10312022 10312022 10312022 10312022 10312022 10312022 10312022 10312022 10312022 10312022 10312022 10312022 10312022 10312022	Beaumont Ace Home Center Operations Small Tools Supplies Maint & Repair - 560 Magnolia Ave Supplies General Supplies Transmission & Distribution Small Tools Supplies Materials - 2017 Pipeline Replacement Project Maint & Repair - 13695 Oak Glen Rd Supplies Maint & Repair - Pipeline & Hydrants Supplies Maint & Repair - Safety Equip Supplies Meter Maint & Service Supplies Line Locates Supplies Maint & Repair - Pumping Equip Supplies Maint & Repair - Telemetry Equip Supplies Maint & Repair - General Building Supplies	11/09/2022		162.43 16.44 196.88 228.01 39.57 199.32 30.70 113.86 24.05 97.46 137.19 35.47 41.66
Total for Check Number 13341:				0.00	1,323.04
13342	10305 B-249	Beaumont Basin Watermaster Prepaid Annual Rpt & Srvc 2023/10 Year Safe Yield	11/09/2022		63,161.00
Total for Check Number 13342:				0.00	63,161.00
13343	10929 1187	Brent Billingsley (ICS) (96) 60lb Buckets of Accu-Tab Chlorine Tablets	11/09/2022		17,352.00
Total for Check Number 13343:				0.00	17,352.00
13344	10774 725677 725678 725680	Jesus Camacho (25) Truck Washes Oct 2022 (24) Truck Washes Oct 2022 (25) Truck Washes Oct 2022	11/09/2022	VOID 315.00 298.00 315.00	
Total for Check Number 13344:				928.00	0.00
13345	10614 39696 39696 40010 40010	Cherry Valley Automotive 2 Tire Rims/Lug Nuts/Axle Shaft - Unit 48/OD2,597 Labor - 2 Tire Rims/Lug Nuts/Axle Shaft - Unit 48/OD2,597 Oil/Oil Filter - Unit 42/OD 35,047 Labor - Oil/Oil Filter - Unit 42/OD 35,047	11/09/2022		1,285.18 640.00 52.10 20.00
Total for Check Number 13345:				0.00	1,997.28

Check No	Vendor No Invoice No	Vendor Name Description	Check Date Reference	Void Checks	Check Amount
13346	10016 EP2022-0278	City of Beaumont EP0278 - Elm Ave 60' N of 6th St	11/09/2022		645.56
Total for Check Number 13346:				0.00	645.56
13347	10390 S1485721.003	Dangelo Company Tee Brass 1 - Low Lead	11/09/2022		12,575.07
Total for Check Number 13347:				0.00	12,575.07
13348	11022 2894 2894	E.A.N. Trucking, LLC Freight Charges - Specific Sand/Base City of Bmt Paving Freight Charges - Specific Sand/Base City of Bmt Paving	11/09/2022		3,022.50 3,022.50
Total for Check Number 13348:				0.00	6,045.00
13349	10600 11012022	Gaucho Pest Control Inc. NCR I Rodent Control Nov 2022	11/09/2022		1,000.00
Total for Check Number 13349:				0.00	1,000.00
13350	10995 20653 20653 20667 20667 20676 20676	Infinity Recycling & Materials Inc Class II Base - Districtwide Class II Base - Districtwide Class II Base - Districtwide Class II Base - Districtwide Class II Base - Districtwide Class II Base - Districtwide	11/09/2022		75.01 74.99 139.21 160.79 37.49 37.51
Total for Check Number 13350:				0.00	525.00
13351	10398 223295 223295 223296	Infosend, Inc Oct 2022 Processing Charges for Utility Billing Oct 2022 Supply Charges for Utility Billing Oct 2022 Postage Charges for Utility Billing	11/09/2022		1,085.77 790.97 5,295.93
Total for Check Number 13351:				0.00	7,172.67
13352	10273 S1055451.001 S1055451.003 S1055451.005 S1055521.015 S1056420.001 S1059626.008 S1059626.009 S1059626.011 S1059672.004 S1060622.001 S1060622.001 S1060622.001 S1060622.001 S1060622.001 S1060644.001 S1060785.001	Inland Water Works Supply Co. Materials - Pipeline 7 Materials - Pipeline 7 Materials - Pipeline 7 Materials - Pipeline 6A Materials - 5th St from Michigan Ave to California Ave Materials - 5th St from Michigan Ave to California Ave Materials - 5th St from Michigan Ave to California Ave Materials - 5th St from Michigan Ave to California Ave Materials - Michigan Ave from 5th St to 6th St 3/4" X 1/8" Plastic Meter Gasket 3/4" X 1/8" Neoprene Meter Gasket 1" X 1/8" Plastic Meter Gasket 3/4" X 1/16" Plastic Meter Gasket 1" X 1/16" Plastic Meter Gasket Materials - 2022-2023 Service Replacements Copper Tubing 1	11/09/2022		13,625.50 47,642.28 64,654.49 607.55 6,915.42 15,257.24 47,658.11 507.87 1,326.00 95.04 295.67 100.31 45.62 20.06 37,503.68 1,112.96
Total for Check Number 13352:				0.00	237,367.80
13353	10678 622650353/1	Lawyers Title Company Title Report - 9514 Lilac Lane	11/09/2022		500.00
Total for Check Number 13353:				0.00	500.00

Check No	Vendor No Invoice No	Vendor Name Description	Check Date Reference	Void Checks	Check Amount
13354	10562 11082022	Lorena Lopez Hotel/Meals/Milage Reimbursement - L Lopez - CalPERS Conference	11/09/2022		454.74
Total for Check Number 13354:				0.00	454.74
13355	10026 586714	McCrometer Inc Transmitter for Meter C Flow Meter (Tank Levels)	11/09/2022		1,089.68
Total for Check Number 13355:				0.00	1,089.68
13356	10527 60775749 61036244	Robert Half Talent Solutions Temp Engineering Admin - 10/24-10/27/2022 Temp Engineering Admin - 10/31-11/03/2022	11/09/2022		1,552.65 1,572.51
Total for Check Number 13356:				0.00	3,125.16
13357	10689 215845	Safety Compliance Company Safety Training - Cold and Flu Season - 11/02/2022	11/09/2022		250.00
Total for Check Number 13357:				0.00	250.00
13358	10830 2251295-IN	SC Fuels Hydraulic Oil for Well Maintenance	11/09/2022		1,204.51
Total for Check Number 13358:				0.00	1,204.51
13359	10341 RW-1037644	State Water Resources Control Board Recycled Water Review 07/01/2021-06/30/2022	11/09/2022		820.00
Total for Check Number 13359:				0.00	820.00
13360	10447 OP# 27195 D3	State Water Resources Control Board - DWOCP Certification Renewal - J Haggin - Op# 27195 D3	11/09/2022		90.00
Total for Check Number 13360:				0.00	90.00
13361	10758 131880044-0001	Sunbelt Rentals, Inc Wood Chipper Rental - Lower Edgar Cnyn Weed Abatement	11/09/2022		582.39
Total for Check Number 13361:				0.00	582.39
13362	11118 5844	Truck Works Inspect and Diagnose Engine Problems	11/09/2022		200.00
Total for Check Number 13362:				0.00	200.00
13363	10255 0460345-IN 0460346-IN 0460488-IN	Unlimited Services Building Maintenance Nov 2022 Janitorial Services for 815 E 12th St Nov 2022 Janitorial Services for 560 Magnolia Ave Nov 2022 Janitorial Services for 851 E 6th St	11/09/2022		150.00 845.00 160.00
Total for Check Number 13363:				0.00	1,155.00
13364	10934 2103128	USAFact, Inc Background Checks - New Employees	11/09/2022		101.45
Total for Check Number 13364:				0.00	101.45
13365	10385 5608081	Waterline Technologies, Inc. - PSOC Chlorine - Well 25	11/09/2022		1,855.00
Total for Check Number 13365:				0.00	1,855.00
Total for 11/9/2022:				928.00	511,814.04

Check No	Vendor No Invoice No	Vendor Name Description	Check Date Reference	Void Checks	Check Amount
ACH	10085	CalPERS Retirement System	11/10/2022		
	1002237800	PR Batch 00001.11.2022 CalPERS 7% EE Deduction	PR Batch 00001.11.2022 CalPER		1,500.34
	1002237800	PR Batch 00001.11.2022 CalPERS 1% ER Paid	PR Batch 00001.11.2022 CalPER		214.32
	1002237800	PR Batch 00001.11.2022 CalPERS 8% EE Paid	PR Batch 00001.11.2022 CalPER		1,899.52
	1002237800	PR Batch 00001.11.2022 CalPERS 8% ER Paid	PR Batch 00001.11.2022 CalPER		993.02
	1002237800	PR Batch 00001.11.2022 CalPERS ER Paid Classic	PR Batch 00001.11.2022 CalPER		9,156.81
	1002237800	PR Batch 00001.11.2022 CalPERS ER PEPRA	PR Batch 00001.11.2022 CalPER		4,639.73
	1002237800	PR Batch 00001.11.2022 CalPERS 7.5% EE PEPRA	PR Batch 00001.11.2022 CalPER		4,248.82
Total for this ACH Check for Vendor 10085:				0.00	22,652.56
ACH	10087	EDD	11/10/2022		
	0-065-747-168	PR Batch 00001.11.2022 State Income Tax	PR Batch 00001.11.2022 State Inc		6,379.54
	0-065-747-168	PR Batch 00001.11.2022 CA SDI	PR Batch 00001.11.2022 CA SDI		1,479.16
Total for this ACH Check for Vendor 10087:				0.00	7,858.70
ACH	10094	U.S. Treasury	11/10/2022		
	270271444273704	PR Batch 00001.11.2022 FICA Employee Portion	PR Batch 00001.11.2022 FICA E		8,603.01
	270271444273704	PR Batch 00001.11.2022 Federal Income Tax	PR Batch 00001.11.2022 Federal		15,879.73
	270271444273704	PR Batch 00001.11.2022 Medicare Employer Portion	PR Batch 00001.11.2022 Medicar		2,147.62
	270271444273704	PR Batch 00001.11.2022 Medicare Employee Portion	PR Batch 00001.11.2022 Medicar		2,231.78
	270271444273704	PR Batch 00001.11.2022 FICA Employer Portion	PR Batch 00001.11.2022 FICA E		8,603.01
Total for this ACH Check for Vendor 10094:				0.00	37,465.15
ACH	10141	Ca State Disbursement Unit	11/10/2022		
	41818119	PR Batch 00001.11.2022 Garnishment	PR Batch 00001.11.2022 Garnish		487.84
	41818126	PR Batch 00001.11.2022 Garnishment	PR Batch 00001.11.2022 Garnish		288.46
Total for this ACH Check for Vendor 10141:				0.00	776.30
ACH	10203	Voya Financial	11/10/2022		
	VB1450PP23 2022	PR Batch 00001.11.2022 Deferred Comp	PR Batch 00001.11.2022 Deferrec		350.00
Total for this ACH Check for Vendor 10203:				0.00	350.00
ACH	10264	CalPERS Supplemental Income Plans	11/10/2022		
	1002237798	PR Batch 00001.11.2022 100% Contribution	PR Batch 00001.11.2022 100% C		480.22
	1002237798	PR Batch 00001.11.2022 ROTH-Post-Tax	PR Batch 00001.11.2022 ROTH-I		75.00
	1002237798	PR Batch 00001.11.2022 ROTH % Deduction	PR Batch 00001.11.2022 ROTH %		83.70
	1002237798	PR Batch 00001.11.2022 CalPERS 457	PR Batch 00001.11.2022 CalPER		1,998.29
	1002237798	PR Batch 00001.11.2022 457 Loan Repayment	PR Batch 00001.11.2022 457 Loa		170.83
	1002237798	PR Batch 00001.11.2022 457 Catch-Up	PR Batch 00001.11.2022 457 Cat		417.49
	1002237798	PR Batch 00001.11.2022 CalPERS 457 %	PR Batch 00001.11.2022 CalPER		94.79
Total for this ACH Check for Vendor 10264:				0.00	3,320.32
ACH	10895	Basic Pacific	11/10/2022		
	32118554	PR Batch 00001.11.2022 Flexible Spending Account (PT)	PR Batch 00001.11.2022 Flexible		189.89
Total for this ACH Check for Vendor 10895:				0.00	189.89
ACH	10984	MidAmerica Administrative & Retirement Solutions	11/10/2022		
	1667913327393	PR Batch 00001.11.2022 401(a) Deferred Comp	PR Batch 00001.11.2022 401(a) I		1,043.60
Total for this ACH Check for Vendor 10984:				0.00	1,043.60
ACH	10138	ARCO Business Solutions	11/10/2022		
	HW201 Nov 2022	ARCO Fuel Charges 11/01-11/07/2022			3,022.32
Total for this ACH Check for Vendor 10138:				0.00	3,022.32

Check No	Vendor No Invoice No	Vendor Name Description	Check Date Reference	Void Checks	Check Amount
2050	10387 PP 23 2022	Franchise Tax Board PR Batch 00001.11.2022 Garnishment FTB	11/10/2022 PR Batch 00001.11.2022 Garnish		109.03
Total for Check Number 2050:				0.00	109.03
Total for 11/10/2022:				0.00	76,787.87
ACH	10030	Southern California Edison	11/14/2022		
	700154530138Nov	Electricity 09/22-10/23/2022 - Well 25			50,017.20
	700154530138Nov	Electricity 09/19-10/23/2022 - Wells			177,179.98
	700154530138Nov	Electricity 09/22-10/23/2022 - 560 Magnolia Ave			2,907.63
	700154530138Nov	Electricity 09/14-10/13/2022 - 851 E 6th St			146.35
	700154530138Nov	Electricity 09/19-10/18/2022 - 815 E 12th Ave			614.46
	700154530138Nov	Electricity 09/22-10/23/2022 - 9781 Avenida Miravilla			154.10
	700359906319Oct	Electricity 09/22-10/23/2022 - 13695 Oak Glen Rd			137.08
	700359906319Oct	Electricity 09/22-10/23/2022 - 12303 Oak Glen Rd			315.21
	700359906319Oct	Electricity 09/22-10/23/2022 - 13697 Oak Glen Rd			194.36
Total for this ACH Check for Vendor 10030:				0.00	231,666.37
ACH	10031	Staples Business Advantage	11/14/2022		
	3519572426	Copy Paper			479.38
	3519572429	Office Supplies			59.24
	3520140091	Office Supplies			63.67
	3520140092	Office Supplies			89.42
	3520617071	Office Supplies			218.62
	3521798080	Office Supplies			263.07
	3521798081	Office Supplies			28.21
	3521798083	Office Supplies - IT			67.87
	3521798084	Office Supplies - IT			114.19
Total for this ACH Check for Vendor 10031:				0.00	1,383.67
ACH	10042	Southern California Gas Company	11/14/2022		
	07132135000Oct	Monthly Gas Charges 09/27-10/26/2022			14.30
Total for this ACH Check for Vendor 10042:				0.00	14.30
ACH	10052	Home Depot Credit Services	11/14/2022		
	10312022	Thermostat - 12th/Palm			89.16
	10312022	Insect Control Spray - 12th/Palm			13.98
	10312022	Small Tools - Unit 32			68.30
	10312022	New Roof Materials - Telemetry Building			1,012.51
	10312022	Air Vent Deflector - 851 E 6th St			67.88
	10312022	2 Air Vent Deflectors - 560 Magnolia Ave			135.74
	10312022	Pending Credit			29.00
	10312022	(2) Pipe Wrenches			158.90
Total for this ACH Check for Vendor 10052:				0.00	1,575.47
ACH	10147	Online Information Services, Inc	11/14/2022		
	1156909	204 Credit Reports for Oct 2022			633.84
Total for this ACH Check for Vendor 10147:				0.00	633.84
ACH	10350	NAPA Auto Parts	11/14/2022		
	187909	Cleaning Supplies - Unit 48/OD 2,597			30.68
Total for this ACH Check for Vendor 10350:				0.00	30.68
ACH	10632	Quinn Company	11/14/2022		
	WOA00041711	Repair/Adjust Parking Brake - CAT Dozer			780.00
Total for this ACH Check for Vendor 10632:				0.00	780.00

Check No	Vendor No Invoice No	Vendor Name Description	Check Date Reference	Void Checks	Check Amount
ACH	10743 19130	Townsend Public Affairs, Inc Consulting Services - November 2022	11/14/2022		5,000.00
Total for this ACH Check for Vendor 10743:				0.00	5,000.00
Total for 11/14/2022:				0.00	241,084.33
ACH	10138 HW201 Nov 2022	ARCO Business Solutions ARCO Fuel Charges 11/08-11/14/2022	11/17/2022		2,162.18
Total for this ACH Check for Vendor 10138:				0.00	2,162.18
Total for 11/17/2022:				0.00	2,162.18
ACH	10781 10016 10019 10022 10025 10034 10035 10037 10116 10135 10173 10233 10249 10274 10284 10292 10338 10417	Umpqua Bank City of Beaumont Monthly Sewer Charges 07/01-09/01/2022 C R & R Incorporated Monthly Charges 3 YD Commercial Bin Oct 2022 Hemet Valley Tool & Supply Air Compressor Bins Lee's Auto Body Labor - Front Bumper Repair - Unit 35 Front Bumper Repair - Unit 35 US Postal Service 400 Postage Stamps Postage - Employee D5 Certification USA Blue Book 2 Pressure Transmitters 0-15 psi Waste Management Of Inland Empire Recycling Dumpster Charges - 815 E 12th St - Oct 2022 Yard Dumpsters - 815 E 12th St - Oct 2022 Organics Cart Charges - 815 E 12th St - Oct 2022 Recycling Dumpster Charges - 560 Magnolia Ave - Oct 2022 Monthly Sanitation - 560 Magnolia Ave - Oct 2022 Verizon Wireless Services LLC Cell Phone/iPad Charges for Sept 2022 Big Time Design Uniforms - Field Staff Pending Credit Uniforms - Field Staff California Society of Municipal Finance Officers CSMFO Chapter Meeting - K Bargas - 12/15/2022 Pro-Pipe & Supply Nipple Brass 1 X Close Nipple Brass 1 X Close CDW Government LLC Annual Veeam and Microsoft 365 Backup Beaumont Chamber of Commerce Credit - Chamber Breakfast - Sept 2022 - L Williams Chamber Breakfast - Nov 2022 - D Slawson Chamber Breakfast - Nov 2022 - J Covington Chamber Breakfast - Nov 2022 - D Hoffman Underground Service Alert of Southern California 116 New Ticket Charges Sept 2022 Monthly Maintenance Fee Association of California Water Agencies ACWA Fall Conference - M Swanson - 11/29-12/01/2022 ACWA Fall Conference - L Williams - 11/29-12/01/2022 California Special Districts Association SDLA Module 1 Gov Foundations - L Williams - 12/06-12/07/2022 Agri Builders/Commercial Concepts Signs - Edgar Canyon	11/18/2022		516.44 310.41 736.53 49.60 29.93 240.00 2.88 365.55 101.49 335.09 56.68 101.49 123.24 1,253.67 793.04 78.21 107.75 65.00 6,432.69 1,187.78 2,645.27 -25.00 25.00 25.00 25.00 203.00 10.00 620.00 620.00 175.00 615.38

Check No	Vendor No Invoice No	Vendor Name Description	Check Date Reference	Void Checks	Check Amount
10420		Amazon Capital Services, Inc. Mylar - Plan Printing at Eng. Office			544.84
10424		Top-Line Industrial Supply, LLC Parts - Pressure Washer - Unit 8 Parts - John Deere Disc Tractor			661.89 15.65
10453		Custom Trophies Board Room Name Plate - K Bargas			14.54
10546		Frontier Communications 09/25-10/24/2022 Oct 2022 FIOS/FAX 841 E 6th St 09/10-10/09/2022 Sept FIOS/FAX 12th/Palm 09/25-10/24/2022 Oct 2022 FIOS/FAX 560 Magnolia Ave			354.99 564.40 505.26
10550		CalPERS Educational Forum Refund - CalPERS Educational Forum 2022 Registration Cancellation- S Foley			-449.00
10596		Tractor Supply Co Toolbox - Replace Stolen Welder Trailer			1,185.24
10623		WP Engine Web Host for BCVWD Website Oct 2022			115.00
10627		ISACA CISM Membership Renewal - R Rasha			225.00
10630		FMB Truck Outfitters, Inc Trailer - Replace Stolen Trailer 3 Pintel Hook Locks for Trailers			647.47 90.35
10658		B & H Photo Print Head for Canon Printer - 851 E 6th St			476.12
10670		Automation Direct, Inc 3 Pressure Transmitters 0-30 psi			442.85
10692		MMSoft Design Network Monitoring Software Oct 2022 Network Monitoring Software Upgrade Oct 2022			234.78 39.23
10761		BLS*SpamTitan Monthly Web Filter License Nov 2022			71.88
10767		Alliance Trailer Corp Wiring for New Welding Trailer			42.11
10784		Autodesk, Inc Auto CAD Additional Software 851 E 6th St - Oct 2022 Auto CAD Software 851 E 6th St - Oct 2022			235.00 960.00
10787		Backflow Parts USA 2 Repair Kits for District Backflow Devices Spray Oil - Districtwide			157.98 12.39
10790		Microsoft Monthly Microsoft Exchange - Oct 2022 Monthly Microsoft Office License - Oct 2022 Monthly Microsoft Online Services - Oct 2022			381.23 1,078.00 16.40
10840		Ready Fresh (Arrowhead) Water - 09/23-10/22/2022 - 851 E 6th			61.95
10849		MyCommerce Annual Helpdesk Renewal			199.00
10880		Ken Grody Ford Redlands Labor - Coolant Pump - Unit 37/OD 48,932 Coolant Pump - Unit 37/OD 48,932			351.98 352.35
10892		Zoom Video Communications, Inc. (10) Video Conference - Nov 2022			205.90
10918		Apple.com Cloud Storage - iPads			9.99
10926		SSD Alarm Alarm Equip/Rent/Service/Monitor - 560 Magnolia Ave Alarm Equip/Rent/Service/Monitor - 815 12th St Alarm Equip/Rent/Service/Monitor - 851 E. 6th St Alarm Equip/Rent/Service/Monitor - 11083 Cherry Ave			362.13 125.00 77.69 59.50
10939		US Department of Transportation Annual FMCSA Clearinghouse Queries			2.50

Check No	Vendor No Invoice No	Vendor Name Description	Check Date Reference	Void Checks	Check Amount
	10954	Nielsen-Kellerman Heat Stress Monitor			187.49
		3 Heat Stress Monitors			320.02
	10978	Nextiva, Inc. Monthly Phone Service Oct 2022			2,600.49
	10999	Backblaze Offsite Backup Storage - Nov 2022			68.46
	11005	WaterWisePro Training, LLC WaterWisePro: Maintenance & Construction Expo - J Rodgers			75.00
		WaterWisePro: Maintenance & Construction Expo - M Morales			75.00
		WaterWisePro: Maintenance & Construction Expo - E Clark			75.00
		WaterWisePro: Maintenance & Construction Expo - A Nelson			75.00
		WaterWisePro: Maintenance & Construction Expo - T Lamont			75.00
		WaterWisePro: Maintenance & Construction Expo - D Smith			75.00
		WaterWisePro: Maintenance & Construction Expo - J McCue			75.00
		WaterWisePro: Maintenance & Construction Expo - J Haggin			75.00
	11112	Monday.com Project Management Software - Oct 2022			60.00
		Project Management Software - Nov 2022			60.00
	11120	Best, Best & Krieger, LLP Form 700 Training - K Bargas			75.00
	11121	Bright's D&S Towing Tow Unit 5 to Shop			416.00
	11122	Herc Rentals Inc. Wood Chipper Rental - Edgar Canyon Weed Abatement			586.53
	11123	Mentimeter AB HR Presentation Tool - 10/26/2022-10/26/2023			146.76
	11124	Office Sign Company Name Tags - 5 Board Members			72.40
		Name Tags - 8 Staff Members			115.84
	11125	taxationprime.com Garnishment Training - L Lopez			192.78
	11126	Hobart Weld Shop Protective Cover for Welder			178.78
Total for this ACH Check for Vendor 10781:				0.00	33,938.26
Total for 11/18/2022:				0.00	33,938.26
13366	UB*05118	Spruce Title Refund Check	11/22/2022		34.48
		Refund Check			16.94
		Refund Check			34.95
		Refund Check			91.27
Total for Check Number 13366:				0.00	177.64
13367	10774	Jesus Camacho	11/22/2022		
	11222022	Reissue - (24) Truck Washes Oct 2022			298.00
	11222022	Reissue - (25) Truck Washes Oct 2022			315.00
	11222022	Reissue - (25) Truck Washes Oct 2022			315.00
Total for Check Number 13367:				0.00	928.00
13368	10854	Sabrina Foley	11/22/2022		
	11222022	Reissue - Mileage - ACWA HR Meeting - S Foley 09/27/2022			54.00
Total for Check Number 13368:				0.00	54.00

Check No	Vendor No Invoice No	Vendor Name Description	Check Date Reference	Void Checks	Check Amount
13369	UB*05117	Sergio Olvera Refund Check Refund Check Refund Check Refund Check Refund Check Refund Check	11/22/2022		16.80 25.87 28.80 16.92 12.16 9.42
Total for Check Number 13369:				0.00	109.97
13370	10793 11222022	WateReuse Association Reissue - Prepaid Membership Renewal - 01/01-12/31/2023	11/22/2022		1,312.50
Total for Check Number 13370:				0.00	1,312.50
13371	10792 12012022	A-1 Financial Services Dec 2022 Rent - 851 E. 6th St Eng. Office	11/22/2022		2,317.96
Total for Check Number 13371:				0.00	2,317.96
13372	10001 10312022 10312022 10312022 10312022 10312022 10312022 10312022 10312022 10312022 10312022 10312022 10312022 10312022 10312022	Action True Value Hardware Materials - 2017 Pipeline Replacement Project Electrical Tool - Unit 5 Sheers - Unit 35 Spray Paint/Acetone - Welding Trailer Washer - John Deere Disc PVC/Adapter - Service Repair Batteries - General Supplies Batteries - Line Locators Sawzall - Unit 4 Drill Bit - Meter Room Sheers - Unit 47 Wire Connector - Swamp Cooler Repair Nuts/Bolts - Welding Trailer	11/22/2022		53.35 34.42 24.77 31.22 4.27 4.49 3.55 22.61 33.39 35.55 24.77 5.92 23.38
Total for Check Number 13372:				0.00	301.69
13373	10695 22142 22143	B-81 Paving Inc Grade & Place Concrete - Inventory Warehouse Upgrade 1 Service Line Repair - City of Beaumont	11/22/2022		50,090.74 21,300.00
Total for Check Number 13373:				0.00	71,390.74
13374	10557 13028	Beaumont Copy & Graphics Business Cards - K Bargas	11/22/2022		54.90
Total for Check Number 13374:				0.00	54.90
13375	10338 1366 - 2023	California Special Districts Association Prepaid - 2023 CSDA Membership Renewal	11/22/2022		8,810.00
Total for Check Number 13375:				0.00	8,810.00
13376	10614 40034 40034	Cherry Valley Automotive 1 Tire - Unit 47/OD 5,577 Labor - 1 Tire - Unit 47/OD 5,577	11/22/2022		236.04 20.00
Total for Check Number 13376:				0.00	256.04
13377	10016 261701 Sept-Oct EP2022-0296 EP2022-0301 EP2022-0303	City of Beaumont Monthly Sewer Charges 09/01-11/01/2022 EP0296 - 1230 Pennsylvania Ave EP0301 - 614 Cypress Ave EP0303 - 814 Palm Ave in Island	11/22/2022		539.06 645.56 645.56 645.56
Total for Check Number 13377:				0.00	2,475.74

Check No	Vendor No Invoice No	Vendor Name Description	Check Date Reference	Void Checks	Check Amount
13378	10266 18273 18275	Cozad & Fox Inc. WQMP Update - Noble Tank 2 - Oct 2022 Design & Engineering Services - B Line Replacement - Oct 2022	11/22/2022		3,986.00 1,745.40
Total for Check Number 13378:				0.00	5,731.40
13379	10772 7041 7042	CV Strategies Strategic Communication Services - Oct 2022 (Contract) Strategic Communication Services - Oct 2022 (Non Contract)	11/22/2022		5,061.25 187.50
Total for Check Number 13379:				0.00	5,248.75
13380	10244 11102022 111020222	Fiserv Inc NSF Fee - 15025349833 NSF Fee - 15025349833	11/22/2022		40.00 60.00
Total for Check Number 13380:				0.00	100.00
13381	10273 S1059626.012 S1059626.013 S1059626.014 S1060644.004 S1060644.005	Inland Water Works Supply Co. Materials - 5th St Michigan Ave to California Ave Replacement Materials - 5th St Michigan Ave to California Ave Replacement Materials - 5th St Michigan Ave to California Ave Replacement Materials - 2022-2023 Service Replacement Project Materials - 2022-2023 Service Replacement Project	11/22/2022		7,922.49 190.07 1,995.75 10,223.31 588.91
Total for Check Number 13381:				0.00	20,920.53
13382	11100 13128883	Loomis Armored US, LLC Armored Truck Service - Oct 2022	11/22/2022		296.17
Total for Check Number 13382:				0.00	296.17
13383	10103 061874 061874	Merlin Johnson Construction Inc 2017 Pipeline Replacement Project Retention 2017 Pipeline Replacement Project	11/22/2022		357,216.10 -17,860.80
Total for Check Number 13383:				0.00	339,355.30
13384	10674 1163404	Michael Baker International Engineering & Design Services - 2017 Pipeline Replacement Proj	11/22/2022		5,314.14
Total for Check Number 13384:				0.00	5,314.14
13385	10797 25794	Raftelis Financial Consultants, Inc Professional Services Oct 2022 - Misc. Fee Study	11/22/2022		1,038.75
Total for Check Number 13385:				0.00	1,038.75
13386	10095 202210000339	Riverside County Dept of Waste Resources Weeds/Trash Removal NCR I Oct 2022	11/22/2022		165.94
Total for Check Number 13386:				0.00	165.94
13387	10527 61077429 61119401	Robert Half Talent Solutions Temp Engineering Admin - 11/07-11/10/2022 Temp Engineering Admin - 11/14-11/17/2022	11/22/2022		1,186.44 1,588.80
Total for Check Number 13387:				0.00	2,775.24
13388	10989 11142022	Shannon Anglin Notary Fee	11/22/2022		40.00
Total for Check Number 13388:				0.00	40.00
13389	11127 11162022	Cenica Smith Reimbursement - Mileage to/from Airport - C Smith - CSDA Conf	11/22/2022		113.75
Total for Check Number 13389:				0.00	113.75

Check No	Vendor No Invoice No	Vendor Name Description	Check Date Reference	Void Checks	Check Amount
13390	10431 40002	Southern California West Coast Electric Emergency Repairs - Well 23/25/29	11/22/2022		14,845.00
Total for Check Number 13390:				0.00	14,845.00
13391	11119 13009887 13009887 13009887 13009887 13009887 13009887	Statewide Traffic Safety and Signs, Inc Road Work Ahead Mesh 48" End Road Work Sign 36"X 18" 48" Cross brace Bike Lane Closed 12" X 36" 28" Lime Cones 7 lb Double Reflective Econo Buster Springless Sign Holder	11/22/2022		173.37 77.43 84.64 65.52 2,727.29 612.22
Total for Check Number 13391:				0.00	3,740.47
13392	10063 192126	The Record Gazette Public Hearing Notice - Misc. Fees	11/22/2022		712.00
Total for Check Number 13392:				0.00	712.00
13393	10824 77881155	U-Line Burlap Bags/Tags/Poly Bags - Inventory Warehouse Upgrade	11/22/2022		1,212.74
Total for Check Number 13393:				0.00	1,212.74
13394	10385 5607242	Waterline Technologies, Inc. - PSOC PVC Liquid End - Stock	11/22/2022		555.76
Total for Check Number 13394:				0.00	555.76
13395	10158 108827 108828 110053	Wienhoff Drug Testing Prepaid - Annual Non DOT Consortium Fee 2023 Prepaid - Annual DOT Consortium Fee 2023 Random Testing	11/22/2022		255.00 85.00 80.00
Total for Check Number 13395:				0.00	420.00
13396	10753 2022	Lona Williams Mileage/Parking Reimbursement - L Williams - LAFCO Hearing	11/22/2022		38.50
Total for Check Number 13396:				0.00	38.50
Total for 11/22/2022:				0.00	490,813.62
ACH	10085 1002247181 1002247181 1002247181 1002247181 1002247181 1002247181 1002247181 1002247181	CalPERS Retirement System PR Batch 00002.11.2022 CalPERS ER Paid Classic PR Batch 00002.11.2022 CalPERS ER PEPRA PR Batch 00002.11.2022 CalPERS 8% ER Paid PR Batch 00002.11.2022 CalPERS 7.5% EE PEPRA PR Batch 00002.11.2022 CalPERS 8% EE Paid PR Batch 00002.11.2022 CalPERS 1% ER Paid PR Batch 00002.11.2022 CalPERS 7% EE Deduction	11/23/2022 PR Batch 00002.11.2022 CalPER PR Batch 00002.11.2022 CalPER PR Batch 00002.11.2022 CalPER PR Batch 00002.11.2022 CalPER PR Batch 00002.11.2022 CalPER PR Batch 00002.11.2022 CalPER PR Batch 00002.11.2022 CalPER		9,402.44 4,026.05 993.02 3,686.85 1,953.57 223.02 1,561.18
Total for this ACH Check for Vendor 10085:				0.00	21,846.13
ACH	10087 1-215-079-648 1-215-079-648	EDD PR Batch 00002.11.2022 CA SDI PR Batch 00002.11.2022 State Income Tax	11/23/2022 PR Batch 00002.11.2022 CA SDI PR Batch 00002.11.2022 State Inc		1,246.42 7,128.46
Total for this ACH Check for Vendor 10087:				0.00	8,374.88

Check No	Vendor No Invoice No	Vendor Name Description	Check Date Reference	Void Checks	Check Amount
ACH	10094 270272764586041 270272764586041 270272764586041 270272764586041 270272764586041	U.S. Treasury PR Batch 00002.11.2022 Medicare Employer Portion PR Batch 00002.11.2022 Medicare Employee Portion PR Batch 00002.11.2022 FICA Employee Portion PR Batch 00002.11.2022 FICA Employer Portion PR Batch 00002.11.2022 Federal Income Tax	11/23/2022 PR Batch 00002.11.2022 Medicar PR Batch 00002.11.2022 Medicar PR Batch 00002.11.2022 FICA E PR Batch 00002.11.2022 FICA E PR Batch 00002.11.2022 Federal		2,223.91 2,308.07 7,456.14 7,456.14 17,841.83
Total for this ACH Check for Vendor 10094:				0.00	37,286.09
ACH	10141 41982248 41982259	Ca State Disbursement Unit PR Batch 00002.11.2022 Garnishment PR Batch 00002.11.2022 Garnishment	11/23/2022 PR Batch 00002.11.2022 Garnish PR Batch 00002.11.2022 Garnish		288.46 487.84
Total for this ACH Check for Vendor 10141:				0.00	776.30
ACH	10203 VB1450PP24 2022	Voya Financial PR Batch 00002.11.2022 Deferred Comp	11/23/2022 PR Batch 00002.11.2022 Deferrec		350.00
Total for this ACH Check for Vendor 10203:				0.00	350.00
ACH	10264 1002247184 1002247184 1002247184 1002247184 1002247184 1002247184 1002247184	CalPERS Supplemental Income Plans PR Batch 00002.11.2022 457 Loan Repayment PR Batch 00002.11.2022 457 Catch-Up PR Batch 00002.11.2022 CalPERS 457 % PR Batch 00002.11.2022 100% Contribution PR Batch 00002.11.2022 CalPERS 457 PR Batch 00002.11.2022 ROTH % Deduction PR Batch 00002.11.2022 ROTH-Post-Tax	11/23/2022 PR Batch 00002.11.2022 457 Loa PR Batch 00002.11.2022 457 Cat PR Batch 00002.11.2022 CalPER PR Batch 00002.11.2022 100% C PR Batch 00002.11.2022 CalPER PR Batch 00002.11.2022 ROTH % PR Batch 00002.11.2022 ROTH-I		170.83 417.49 96.74 720.33 1,998.29 83.70 75.00
Total for this ACH Check for Vendor 10264:				0.00	3,562.38
ACH	10895 PP24 2022 PP24 2022	Basic Pacific PR Batch 00002.11.2022 Flexible Spending Account (PT) PR Batch 00002.11.2022 Flexible Spending Account (PT) EE on LOA	11/23/2022 PR Batch 00002.11.2022 Flexible PR Batch 00002.11.2022 Flexible		164.89 25.00
Total for this ACH Check for Vendor 10895:				0.00	189.89
ACH	10984 1669140598630	MidAmerica Administrative & Retirement Solutions PR Batch 00002.11.2022 401(a) Deferred Comp	11/23/2022 PR Batch 00002.11.2022 401(a) I		1,043.60
Total for this ACH Check for Vendor 10984:				0.00	1,043.60
ACH	11028 FC019799	Riverside County Flood Control & WCD Payment 2 of MDP Line 16 Co-Op Agreement with RCFC&WCD	11/23/2022		1,000,000.00
Total for this ACH Check for Vendor 11028:				0.00	1,000,000.00
ACH	10138 HW201 Nov 2022	ARCO Business Solutions ARCO Fuel Charges 11/15-11/21-2022	11/23/2022		2,515.11
Total for this ACH Check for Vendor 10138:				0.00	2,515.11
2053	10387 PP24 2022	Franchise Tax Board PR Batch 00002.11.2022 Garnishment FTB	11/23/2022 PR Batch 00002.11.2022 Garnish		109.01
Total for Check Number 2053:				0.00	109.01
2054	10602 11232022	Dustin Smith PR Batch 00002.11.2022 Stipend	11/23/2022 PR Batch 00002.11.2022 Stipend		75.00
Total for Check Number 2054:				0.00	75.00
Total for 11/23/2022:				0.00	1,076,128.39
Report Total (132 checks):				928.00	2,435,369.59

General Ledger

Budget Variance Revenue

User: wclayton
 Printed: 12/29/2022 12:55:13 PM
 Period 11 - 11
 Fiscal Year 2022

Beaumont-Cherry Valley Water District

560 Magnolia Avenue
 Beaumont CA 92223
 (951) 845-9581
 www.bcwvd.org



Account Number	Description	Budget	Period Amt	End Bal	Variance	% Avail/ Uncollect
50	GENERAL					
01-50-510-419051	Grant Revenue	\$ 640,000.00	\$ 76,104.00	\$ 328,638.02	\$ 311,361.98	48.65%
	Grant Rev	\$ 640,000.00	\$ 76,104.00	\$ 328,638.02	\$ 311,361.98	48.65%
01-50-510-490001	Interest Income - Bonita Vista	\$ 1,000.00	\$ -	\$ 298.62	\$ 701.38	70.14%
01-50-510-490011	Interest Income - Fairway Cnyn	\$ 281,000.00	\$ -	\$ -	\$ 281,000.00	100.00%
01-50-510-490021	Interest Income - General	\$ 126,000.00	\$ 958.00	\$ 319,619.88	\$ (193,619.88)	-153.67%
01-50-510-490041	Rlzd Gain/Loss on Investment	\$ -	\$ -	\$ 47,395.23	\$ (47,395.23)	-100.00%
	Interest Income	\$ 408,000.00	\$ 958.00	\$ 367,313.73	\$ 40,686.27	9.97%
01-50-510-481001	Fac Fees-Wells	\$ 1,210,000.00	\$ 1,936.00	\$ 1,608,426.94	\$ (398,426.94)	-32.93%
01-50-510-481006	Fac Fees-Water Rights (SWP)	\$ 766,000.00	\$ 1,225.00	\$ 520,378.82	\$ 245,621.18	32.07%
01-50-510-481012	Fac Fees-Water Treatment Plant	\$ 576,000.00	\$ 921.00	\$ 765,165.92	\$ (189,165.92)	-32.84%
01-50-510-481018	Fac Fees-Local Water Resources	\$ 304,000.00	\$ 485.00	\$ 206,027.53	\$ 97,972.47	32.23%
01-50-510-481024	Fac Fees-Recycled Water	\$ 877,000.00	\$ 4,051.78	\$ 1,208,845.12	\$ (331,845.12)	-37.84%
01-50-510-481030	Fac Fees-Transmission (16")	\$ 980,000.00	\$ 1,568.00	\$ 1,302,692.89	\$ (322,692.89)	-32.93%
01-50-510-481036	Fac Fees-Storage	\$ 1,255,000.00	\$ 2,008.00	\$ 1,668,244.47	\$ (413,244.47)	-32.93%
01-50-510-481042	Fac Fees-Booster	\$ 87,000.00	\$ 139.00	\$ 115,481.07	\$ (28,481.07)	-32.74%
01-50-510-481048	Fac Fees-Pressure Reducing Stn	\$ 45,000.00	\$ 71.00	\$ 58,986.73	\$ (13,986.73)	-31.08%
01-50-510-481054	Fac Fees-Miscellaneous Project	\$ 39,000.00	\$ 62.00	\$ 51,509.55	\$ (12,509.55)	-32.08%
01-50-510-481060	Fac Fees-Financing Costs	\$ 191,000.00	\$ 384.84	\$ 254,721.61	\$ (63,721.61)	-33.36%
01-50-510-485001	Front Footage Fees	\$ 24,000.00	\$ 22,439.50	\$ 38,428.00	\$ (14,428.00)	-60.12%
	Non-Operating Revenue	\$ 6,354,000.00	\$ 35,291.12	\$ 7,798,908.65	\$ (1,444,908.65)	-22.74%
01-50-510-410100	Sales	\$ 6,367,000.00	\$ 484,291.11	\$ 5,462,046.85	\$ 904,953.15	14.21%
01-50-510-410151	Agricultural Irrigation Sales	\$ 29,000.00	\$ 5,926.76	\$ 19,731.48	\$ 9,268.52	31.96%
01-50-510-410171	Construction Sales	\$ 203,000.00	\$ 10,311.30	\$ 162,391.02	\$ 40,608.98	20.00%
01-50-510-413001	Backflow Administration Charge	\$ 51,000.00	\$ 2,969.59	\$ 45,551.36	\$ 5,448.64	10.68%
01-50-510-413011	Fixed Meter Charges	\$ 4,243,000.00	\$ 393,829.84	\$ 4,308,842.16	\$ (65,842.16)	-1.55%
01-50-510-413021	Meter Fees	\$ 300,000.00	\$ 38,840.00	\$ 737,197.00	\$ (437,197.00)	-145.73%
01-50-510-415001	SGPWA Importation Charges	\$ 4,349,000.00	\$ 330,592.20	\$ 3,698,992.65	\$ 650,007.35	14.95%
01-50-510-415011	SCE Power Charges	\$ 2,467,000.00	\$ 192,804.60	\$ 2,156,969.59	\$ 310,030.41	12.57%
01-50-510-417001	2nd Notice Penalties	\$ 61,000.00	\$ 7,495.00	\$ 52,730.00	\$ 8,270.00	13.56%
01-50-510-417011	3rd Notice Charges	\$ 14,000.00	\$ 4,225.00	\$ 27,935.00	\$ (13,935.00)	-99.54%
01-50-510-417021	Account Reinstatement Fees	\$ 10,000.00	\$ 3,100.00	\$ 43,000.00	\$ (33,000.00)	-330.00%
01-50-510-417031	Lien Processing Fees	\$ 2,000.00	\$ -	\$ 4,000.00	\$ (2,000.00)	-100.00%
01-50-510-417041	Credit Check Processing Fees	\$ 11,000.00	\$ 845.00	\$ 10,285.00	\$ 715.00	6.50%
01-50-510-417051	Returned Check Fees	\$ 3,000.00	\$ 475.00	\$ 4,275.00	\$ (1,275.00)	-42.50%
01-50-510-417061	Customer Damage/Upgrade Charge	\$ 22,000.00	\$ -	\$ 17,655.34	\$ 4,344.66	19.75%
01-50-510-417071	After-Hours Call Out Charges	\$ 1,000.00	\$ 200.00	\$ 1,050.00	\$ (50.00)	-5.00%
01-50-510-417081	Bench Test Fees	\$ -	\$ 30.00	\$ 90.00	\$ (90.00)	#DIV/0!
01-50-510-417091	Credit Card Processing Fees	\$ 51,000.00	\$ 5,271.00	\$ 57,557.56	\$ (6,557.56)	-12.86%
01-50-510-419001	Rebates and Reimbursements	\$ -	\$ -	\$ -	\$ -	0.00%
01-50-510-419011	Development Income	\$ 226,000.00	\$ 20,918.06	\$ 295,441.26	\$ (69,441.26)	-30.73%
01-50-510-419012	Development Income - GIS	\$ 308,000.00	\$ -	\$ -	\$ 308,000.00	100.00%
01-50-510-419031	Well Maintenance Reimbursement	\$ 8,000.00	\$ -	\$ 192,184.24	\$ (184,184.24)	-2302.30%
01-50-510-419061	Miscellaneous Income	\$ 1,000.00	\$ 115.97	\$ 34,041.12	\$ (33,041.12)	-3304.11%
	Operating Revenue	\$ 18,727,000.00	\$ 1,502,240.43	\$ 17,331,966.63	\$ 1,395,033.37	7.45%
01-50-510-471001	Maint Fees - 12303 Oak Glen Rd	\$ 9,000.00	\$ 830.16	\$ 8,501.60	\$ 498.40	5.54%
01-50-510-471011	Maint Fees - 13695 Oak Glen Rd	\$ 6,000.00	\$ 521.36	\$ 5,413.60	\$ 586.40	9.77%
01-50-510-471021	Maint Fees - 13697 Oak Glen Rd	\$ 7,000.00	\$ 585.52	\$ 6,055.20	\$ 944.80	13.50%
01-50-510-471031	Maint Fees - 9781 AveMiravilla	\$ 5,000.00	\$ 481.26	\$ 5,012.60	\$ (12.60)	-0.25%
01-50-510-471101	Utilities - 12303 Oak Glen Rd	\$ 5,000.00	\$ 633.86	\$ 3,789.31	\$ 1,210.69	24.21%
01-50-510-471111	Utilities - 13695 Oak Glen Rd	\$ 4,000.00	\$ 321.95	\$ 4,274.39	\$ (274.39)	-6.86%
01-50-510-471121	Utilities - 13697 Oak Glen Rd	\$ 6,000.00	\$ 346.18	\$ 4,315.77	\$ 1,684.23	28.07%
01-50-510-471131	Utilities - 9781 Ave Miravilla	\$ 4,000.00	\$ 264.13	\$ 3,825.33	\$ 174.67	4.37%
	Rent/Utilities	\$ 46,000.00	\$ 3,984.42	\$ 41,187.80	\$ 4,812.20	10.46%
Revenue Total		\$ 26,175,000.00	\$ 1,618,577.97	\$ 25,868,014.83	\$ 306,985.17	1.17%

General Ledger
Budget Variance Expense

User: wclayton
Printed: 12/29/2022 12:56:58 PM
Period 11 - 11
Fiscal Year 2022



Account Number	Description	Budget	Period Amt	End Bal	Variance	Encumbered	% Avail/ Uncollect
10	BOARD OF DIRECTORS						
01-10-110-500101	Board of Directors Fees	\$ 86,800.00	\$ 7,280.00	\$ 79,820.00	\$ 6,980.00	\$ -	8.04%
01-10-110-500115	Social Security	\$ 5,500.00	\$ 451.36	\$ 4,948.84	\$ 551.16	\$ -	10.02%
01-10-110-500120	Medicare	\$ 2,200.00	\$ 105.56	\$ 1,157.39	\$ 1,042.61	\$ -	47.39%
01-10-110-500125	Health Insurance	\$ 67,200.00	\$ 3,899.09	\$ 42,889.99	\$ 24,310.01	\$ -	36.18%
01-10-110-500140	Life Insurance	\$ 1,200.00	\$ 9.71	\$ 121.97	\$ 1,078.03	\$ -	89.84%
01-10-110-500143	EAP Program	\$ 1,100.00	\$ 7.75	\$ 85.25	\$ 1,014.75	\$ -	92.25%
01-10-110-500145	Workers' Compensation	\$ 1,000.00	\$ 46.02	\$ 451.25	\$ 548.75	\$ -	54.88%
01-10-110-500175	Training/Education/Mtgs/Travel	\$ 21,000.00	\$ 429.12	\$ 15,232.67	\$ 5,767.33	\$ -	27.46%
	Board of Directors Personnel	\$ 186,000.00	\$ 12,228.61	\$ 144,707.36	\$ 41,292.64	\$ -	22.20%
01-10-110-550042	Supplies-Other	\$ 1,000.00	\$ 28.48	\$ 349.38	\$ 650.62	\$ -	65.06%
	Board of Directors Materials & Supplies	\$ 1,000.00	\$ 28.48	\$ 349.38	\$ 650.62	\$ -	65.06%
01-10-110-550012	Election Expenses	\$ 6,000.00	\$ -	\$ 6.00	\$ 5,994.00	\$ -	99.90%
01-10-110-550051	Advertising/Legal Notices	\$ 4,000.00	\$ 304.00	\$ 3,049.45	\$ 950.55	\$ -	23.76%
	Board of Directors Services	\$ 10,000.00	\$ 304.00	\$ 3,055.45	\$ 6,944.55	\$ -	69.45%
Expense Total	BOARD OF DIRECTORS	\$ 197,000.00	\$ 12,561.09	\$ 148,112.19	\$ 48,887.81	\$ -	24.82%
20	ENGINEERING						
01-20-210-500105	Labor	\$ 525,500.00	\$ 26,832.48	\$ 376,133.97	\$ 149,366.03	\$ -	28.42%
01-20-210-500115	Social Security	\$ 40,000.00	\$ 1,439.32	\$ 23,785.47	\$ 16,214.53	\$ -	40.54%
01-20-210-500120	Medicare	\$ 10,000.00	\$ 584.80	\$ 5,811.09	\$ 4,188.91	\$ -	41.89%
01-20-210-500125	Health Insurance	\$ 101,000.00	\$ 5,434.63	\$ 59,780.93	\$ 41,219.07	\$ -	40.81%
01-20-210-500140	Life Insurance	\$ 2,000.00	\$ 50.34	\$ 541.63	\$ 1,458.37	\$ -	72.92%
01-20-210-500143	EAP Program	\$ 1,000.00	\$ 7.75	\$ 85.25	\$ 914.75	\$ -	91.48%
01-20-210-500145	Workers' Compensation	\$ 5,000.00	\$ 219.25	\$ 2,697.28	\$ 2,302.72	\$ -	46.05%
01-20-210-500150	Unemployment Insurance	\$ 20,000.00	\$ -	\$ -	\$ 20,000.00	\$ -	100.00%
01-20-210-500155	Retirement/CalPERS	\$ 90,000.00	\$ 3,159.54	\$ 51,349.57	\$ 38,650.43	\$ -	42.94%
01-20-210-500165	Uniforms & Employee Benefits	\$ 1,000.00	\$ -	\$ -	\$ 1,000.00	\$ -	100.00%
01-20-210-500175	Training/Education/Mtgs/Travel	\$ 6,000.00	\$ -	\$ 685.00	\$ 5,315.00	\$ -	88.58%
01-20-210-500180	Accrued Sick Leave Expense	\$ 29,000.00	\$ 140.36	\$ 3,565.41	\$ 25,434.59	\$ -	87.71%
01-20-210-500185	Accrued Vacation Leave Expense	\$ 23,000.00	\$ 1,426.67	\$ 8,736.91	\$ 14,263.09	\$ -	62.01%
01-20-210-500187	Accrual Leave Payments	\$ 16,000.00	\$ 11,916.00	\$ 11,916.00	\$ 4,084.00	\$ -	25.53%
01-20-210-500195	CIP Related Labor	\$ (225,000.00)	\$ (2,018.61)	\$ (45,103.06)	\$ (179,896.94)	\$ -	79.95%
	Engineering Personnel	\$ 644,500.00	\$ 49,192.53	\$ 499,985.45	\$ 144,514.55	\$ -	22.42%
01-20-210-540048	Permits, Fees & Licensing	\$ 3,000.00	\$ -	\$ -	\$ 3,000.00	\$ -	100.00%
	Engineering Materials & Supplies	\$ 3,000.00	\$ -	\$ -	\$ 3,000.00	\$ -	100.00%
01-20-210-500190	Temporary Labor	\$ 41,500.00	\$ 7,121.79	\$ 28,428.58	\$ 13,071.42	\$ -	31.50%
01-20-210-540014	Development Reimbursable GIS	\$ 75,000.00	\$ -	\$ 12,800.00	\$ 62,200.00	\$ -	82.93%
01-20-210-550030	Membership Dues	\$ 2,000.00	\$ -	\$ 588.00	\$ 1,412.00	\$ -	70.60%
01-20-210-550051	Advertising/Legal Notices	\$ 10,000.00	\$ -	\$ 1,011.14	\$ 8,988.86	\$ -	89.89%
01-20-210-580031	Outside Engineering	\$ 57,149.93	\$ -	\$ -	\$ 57,149.93	\$ -	100.00%
01-20-210-580032	CIP Related Outside Engineering	\$ (42,000.00)	\$ -	\$ -	\$ (42,000.00)	\$ -	100.00%
	Engineering Services	\$ 143,649.93	\$ 7,121.79	\$ 42,827.72	\$ 100,822.21	\$ -	70.19%
Expense Total	ENGINEERING	\$ 791,149.93	\$ 56,314.32	\$ 542,813.17	\$ 248,336.76	\$ -	31.39%
30	FINANCE & ADMIN SERVICES						
01-30-310-500105	Labor	\$ 1,217,000.00	\$ 84,063.68	\$ 998,348.20	\$ 218,651.80	\$ -	17.97%
01-30-310-500110	Overtime	\$ 15,000.00	\$ 850.77	\$ 8,287.82	\$ 6,712.18	\$ -	44.75%
01-30-310-500111	Double Time	\$ 3,000.00	\$ 777.75	\$ 2,820.12	\$ 179.88	\$ -	6.00%
01-30-310-500115	Social Security	\$ 92,000.00	\$ 4,581.97	\$ 62,241.32	\$ 29,758.68	\$ -	32.35%
01-30-310-500120	Medicare	\$ 22,000.00	\$ 1,362.15	\$ 15,711.84	\$ 6,288.16	\$ -	28.58%
01-30-310-500125	Health Insurance	\$ 347,000.00	\$ 18,082.85	\$ 205,529.88	\$ 141,470.12	\$ -	40.77%
01-30-310-500130	CalPERS Health Admin Costs	\$ 3,000.00	\$ 228.98	\$ 2,276.31	\$ 723.69	\$ -	24.12%
01-30-310-500140	Life Insurance	\$ 4,000.00	\$ 145.22	\$ 1,582.92	\$ 2,417.08	\$ -	60.43%
01-30-310-500143	EAP Program	\$ 2,000.00	\$ 20.15	\$ 233.98	\$ 1,766.02	\$ -	88.30%
01-30-310-500145	Workers' Compensation	\$ 10,000.00	\$ 613.76	\$ 6,323.22	\$ 3,676.78	\$ -	36.77%
01-30-310-500150	Unemployment Insurance	\$ 42,000.00	\$ -	\$ -	\$ 42,000.00	\$ -	100.00%
01-30-310-500155	Retirement/CalPERS	\$ 244,000.00	\$ 16,064.60	\$ 192,127.01	\$ 51,872.99	\$ -	21.26%
01-30-310-500161	Estimated Current Year OPEB	\$ 213,000.00	\$ -	\$ -	\$ 213,000.00	\$ -	100.00%
01-30-310-500165	Uniforms & Employee Benefits	\$ 1,000.00	\$ -	\$ 614.17	\$ 385.83	\$ -	38.58%
01-30-310-500175	Training/Education/Mtgs/Travel	\$ 31,000.00	\$ 1,837.68	\$ 22,051.94	\$ 8,948.06	\$ -	28.86%
01-30-310-500180	Accrued Sick Leave Expense	\$ 63,000.00	\$ 4,892.57	\$ 28,440.31	\$ 34,559.69	\$ -	54.86%
01-30-310-500185	Accrued Vacation Leave Expense	\$ 89,000.00	\$ 3,098.78	\$ 27,239.47	\$ 61,760.53	\$ -	69.39%
01-30-310-500187	Accrual Leave Payments	\$ 93,000.00	\$ 2,087.20	\$ 39,492.42	\$ 53,507.58	\$ -	57.54%
01-30-310-500195	CIP Related Labor	\$ (16,000.00)	\$ -	\$ -	\$ (16,000.00)	\$ -	100.00%
01-30-310-560000	GASB 68 Pension Expense	\$ 283,000.00	\$ -	\$ -	\$ 283,000.00	\$ -	100.00%
01-30-320-500105	Labor	\$ 75,400.00	\$ 6,068.25	\$ 68,966.81	\$ 6,433.19	\$ -	8.53%
01-30-320-500110	Overtime	\$ 3,000.00	\$ -	\$ 1,039.00	\$ 1,961.00	\$ -	65.37%
01-30-320-500111	Double Time	\$ 1,600.00	\$ -	\$ 553.58	\$ 1,046.42	\$ -	65.40%
01-30-320-500115	Social Security	\$ 6,000.00	\$ 415.32	\$ 4,694.65	\$ 1,305.35	\$ -	21.76%
01-30-320-500120	Medicare	\$ 2,000.00	\$ 97.14	\$ 1,097.99	\$ 902.01	\$ -	45.10%
01-30-320-500125	Health Insurance	\$ 19,000.00	\$ 1,352.96	\$ 14,968.60	\$ 4,031.40	\$ -	21.22%
01-30-320-500140	Life Insurance	\$ 1,000.00	\$ 10.91	\$ 112.53	\$ 887.47	\$ -	88.75%
01-30-320-500143	EAP Program	\$ 1,000.00	\$ 1.55	\$ 17.12	\$ 982.88	\$ -	98.29%

Account Number	Description	Budget	Period Amt	End Bal	Variance	Encumbered	% Avail/ Uncollect
01-30-320-500145	Workers' Compensation	\$ 1,000.00	\$ 42.32	\$ 426.95	\$ 573.05	\$ -	57.31%
01-30-320-500150	Unemployment Insurance	\$ 3,000.00	\$ -	\$ -	\$ 3,000.00	\$ -	100.00%
01-30-320-500155	Retirement/CalPERS	\$ 9,000.00	\$ 805.59	\$ 8,324.89	\$ 675.11	\$ -	7.50%
01-30-320-500165	Uniforms & Employee Benefits	\$ 200.00	\$ -	\$ 48.49	\$ 151.51	\$ -	75.76%
01-30-320-500175	Training/Education/Mtgs/Travel	\$ 13,000.00	\$ -	\$ 6,738.04	\$ 6,261.96	\$ -	48.17%
01-30-320-500176	Professional Development	\$ 41,000.00	\$ -	\$ 7,588.36	\$ 33,411.64	\$ -	81.49%
01-30-320-500177	General Safety Trng & Supplies	\$ 31,000.00	\$ 500.00	\$ 14,707.10	\$ 16,292.90	\$ -	52.56%
01-30-320-500180	Accrued Sick Leave Expense	\$ 4,000.00	\$ -	\$ 1,929.72	\$ 2,070.28	\$ -	51.76%
01-30-320-500185	Accrued Vacation Leave Expense	\$ 4,000.00	\$ 627.75	\$ 3,205.45	\$ 794.55	\$ -	19.86%
01-30-320-500187	Accrual Leave Payments	\$ 2,000.00	\$ -	\$ -	\$ 2,000.00	\$ -	100.00%
01-30-320-550024	Employment Testing	\$ 5,000.00	\$ -	\$ 764.52	\$ 4,235.48	\$ -	84.71%
	Finance & Admin Services Personnel	\$ 2,980,200.00	\$ 148,629.90	\$ 1,748,504.73	\$ 1,231,695.27	\$ -	41.33%
01-30-310-550006	Cashiering Shortages/Overages	\$ 100.00	\$ -	\$ 6.54	\$ 93.46	\$ -	93.46%
01-30-310-550042	Office Supplies	\$ 12,000.00	\$ 827.67	\$ 10,530.21	\$ 1,469.79	\$ -	12.25%
01-30-310-550046	Office Equipment	\$ 7,075.07	\$ -	\$ 2,437.16	\$ 4,637.91	\$ -	65.55%
01-30-310-550048	Postage	\$ 36,000.00	\$ 961.32	\$ 12,621.57	\$ 23,378.43	\$ -	64.94%
01-30-310-550072	Miscellaneous Operating Exp	\$ 3,000.00	\$ 19.92	\$ 2,595.14	\$ 404.86	\$ -	13.50%
01-30-310-550078	Bad Debt Expense	\$ 25,000.00	\$ -	\$ -	\$ 25,000.00	\$ -	100.00%
01-30-310-550084	Depreciation	\$ 3,000,000.00	\$ 256,044.31	\$ 2,826,035.59	\$ 173,964.41	\$ -	5.80%
01-30-320-550028	District Certification	\$ 4,000.00	\$ -	\$ 2,506.38	\$ 1,493.62	\$ -	37.34%
01-30-320-550042	Office Supplies	\$ 3,000.00	\$ 185.94	\$ 1,331.26	\$ 1,668.74	\$ -	55.62%
	Finance & Admin Services Materials & Supplies	\$ 3,090,175.07	\$ 258,039.16	\$ 2,858,063.85	\$ 232,111.22	\$ -	7.51%
01-30-310-500190	Temporary Labor	\$ 35,000.00	\$ -	\$ 688.20	\$ 34,311.80	\$ -	98.03%
01-30-310-550001	Bank/Financial Service Fees	\$ 12,000.00	\$ 233.34	\$ 1,294.91	\$ 10,705.09	\$ -	89.21%
01-30-310-550008	Transaction/Return Fees	\$ 3,000.00	\$ 63.81	\$ 1,087.88	\$ 1,912.12	\$ -	63.74%
01-30-310-550010	Transaction/Credit Card Fees	\$ 85,000.00	\$ 9,430.96	\$ 93,334.70	\$ (8,334.70)	\$ -	-9.81%
01-30-310-550014	Credit Check Fees	\$ 7,000.00	\$ 536.16	\$ 6,062.14	\$ 937.86	\$ -	13.40%
01-30-310-550030	Membership Dues	\$ 40,000.00	\$ 1,936.67	\$ 36,075.33	\$ 3,924.67	\$ -	9.81%
01-30-310-550036	Notary and Lien Fees	\$ 3,000.00	\$ 120.00	\$ 1,748.00	\$ 1,252.00	\$ -	41.73%
01-30-310-550050	Utility Billing Service	\$ 81,000.00	\$ 7,092.20	\$ 78,716.96	\$ 2,283.04	\$ -	2.82%
01-30-310-550051	Advertising/Legal Notices	\$ 7,000.00	\$ 2,440.11	\$ 4,579.59	\$ 2,420.41	\$ 42.00	33.98%
01-30-310-550054	Property, Auto, General Ins	\$ 130,000.00	\$ 14,664.05	\$ 129,380.94	\$ 619.06	\$ -	0.48%
01-30-310-580001	Accounting and Audit	\$ 37,000.00	\$ -	\$ 29,925.00	\$ 7,075.00	\$ -	19.12%
01-30-310-580011	General Legal	\$ 112,000.00	\$ 8,714.20	\$ 54,797.39	\$ 57,202.61	\$ -	51.07%
01-30-310-580036	Other Professional Services	\$ 298,700.00	\$ 5,382.50	\$ 68,792.99	\$ 229,907.01	\$ -	76.97%
01-30-320-550025	Employee Retention	\$ 5,000.00	\$ -	\$ 1,334.50	\$ 3,665.50	\$ -	73.31%
01-30-320-550026	Recruitment Expense	\$ 13,000.00	\$ -	\$ 2,225.00	\$ 10,775.00	\$ -	82.88%
01-30-320-550030	Membership Dues	\$ 3,000.00	\$ 200.00	\$ 2,253.00	\$ 747.00	\$ -	24.90%
01-30-320-550051	Advertising/Legal Notices	\$ 4,000.00	\$ -	\$ 1,093.49	\$ 2,906.51	\$ -	72.66%
01-30-320-580036	Other Professional Services	\$ 63,500.00	\$ -	\$ 21,766.49	\$ 41,733.51	\$ -	65.72%
	Finance & Admin Services Services	\$ 939,200.00	\$ 50,814.00	\$ 535,156.51	\$ 404,043.49	\$ 42.00	43.02%
Expense Total	FINANCE & ADMIN SERVICES	\$ 7,009,575.07	\$ 457,483.06	\$ 5,141,725.09	\$ 1,867,849.98	\$ 42.00	26.65%
35	INFORMATION TECHNOLOGY						
01-35-315-500105	Labor	\$ 152,000.00	\$ 11,796.80	\$ 134,925.90	\$ 17,074.10	\$ -	11.23%
01-35-315-500115	Social Security	\$ 12,000.00	\$ 402.82	\$ 8,774.75	\$ 3,225.25	\$ -	26.88%
01-35-315-500120	Medicare	\$ 3,000.00	\$ 171.20	\$ 2,129.17	\$ 870.83	\$ -	29.03%
01-35-315-500125	Health Insurance	\$ 26,000.00	\$ 2,027.66	\$ 22,304.26	\$ 3,695.74	\$ -	14.21%
01-35-315-500140	Life Insurance	\$ 1,000.00	\$ 19.10	\$ 210.44	\$ 789.56	\$ -	78.96%
01-35-315-500143	EAP Program	\$ 1,000.00	\$ 1.55	\$ 17.05	\$ 982.95	\$ -	98.30%
01-35-315-500145	Workers' Compensation	\$ 2,000.00	\$ 74.56	\$ 773.22	\$ 1,226.78	\$ -	61.34%
01-35-315-500150	Unemployment Insurance	\$ 6,000.00	\$ -	\$ -	\$ 6,000.00	\$ -	100.00%
01-35-315-500155	Retirement/CalPERS	\$ 18,000.00	\$ 1,021.86	\$ 16,203.33	\$ 1,796.67	\$ -	9.98%
01-35-315-500175	Training/Education/Mtgs/Travel	\$ 5,000.00	\$ -	\$ 4,597.10	\$ 402.90	\$ -	8.06%
01-35-315-500180	Accrued Sick Leave Expense	\$ 9,000.00	\$ -	\$ -	\$ 9,000.00	\$ -	100.00%
01-35-315-500185	Accrued Vacation Leave Expense	\$ 16,000.00	\$ -	\$ 1,843.25	\$ 14,156.75	\$ -	88.48%
01-35-315-500187	Accrual Leave Payments	\$ 15,000.00	\$ -	\$ 9,954.29	\$ 5,045.71	\$ -	33.64%
01-35-315-500195	CIP Related Labor	\$ (33,000.00)	\$ -	\$ -	\$ (33,000.00)	\$ -	100.00%
	Information Technology Personnel	\$ 233,000.00	\$ 15,515.55	\$ 201,732.76	\$ 31,267.24	\$ -	13.42%
01-35-315-550044	Printing/Toner and Maintenance	\$ 28,000.00	\$ 1,896.81	\$ 19,027.69	\$ 8,972.31	\$ -	32.04%
01-35-315-580016	Computer Hardware	\$ 30,000.00	\$ -	\$ 19,439.04	\$ 10,560.96	\$ -	35.20%
01-35-315-580028	Cybersecurity Soft & Hardware	\$ 50,000.00	\$ -	\$ 45,835.73	\$ 4,164.27	\$ -	8.33%
	Information Technology Materials & Supplies	\$ 108,000.00	\$ 1,896.81	\$ 84,302.46	\$ 23,697.54	\$ -	21.94%
01-35-315-501511	Telephone/Internet Service	\$ 56,000.00	\$ 5,291.29	\$ 54,847.17	\$ 1,152.83	\$ -	2.06%
01-35-315-501521	Building Alarms and Security	\$ 10,000.00	\$ 624.32	\$ 7,491.84	\$ 2,508.16	\$ -	25.08%
01-35-315-540014	GIS Maintenance and Updates	\$ 10,000.00	\$ -	\$ 2,400.00	\$ 7,600.00	\$ -	76.00%
01-35-315-550030	Membership Dues	\$ 3,000.00	\$ 150.00	\$ 1,838.88	\$ 1,161.12	\$ -	38.70%
01-35-315-580021	IT/Software Support	\$ 8,000.00	\$ -	\$ -	\$ 8,000.00	\$ -	100.00%
01-35-315-580026	License/Maintenance/Support	\$ 209,000.00	\$ 14,679.37	\$ 167,042.05	\$ 41,957.95	\$ -	20.08%
	Information Technology Services	\$ 296,000.00	\$ 20,744.98	\$ 233,619.94	\$ 62,380.06	\$ -	21.07%
Expense Total	INFORMATION TECHNOLOGY	\$ 637,000.00	\$ 38,157.34	\$ 519,655.16	\$ 117,344.84	\$ -	18.42%
40	OPERATIONS						
410	Source of Supply Personnel						
01-40-410-500105	Labor	\$ 448,900.00	\$ 23,670.17	\$ 262,140.92	\$ 186,759.08	\$ -	41.60%
01-40-410-500109	FLSA Overtime	\$ 100.00	\$ -	\$ -	\$ 100.00	\$ -	100.00%
01-40-410-500110	Overtime	\$ 17,000.00	\$ 506.32	\$ 4,962.59	\$ 12,037.41	\$ -	70.81%
01-40-410-500111	Double Time	\$ 3,000.00	\$ 701.67	\$ 738.60	\$ 2,261.40	\$ -	75.38%
01-40-410-500113	Standby/On-Call	\$ 13,000.00	\$ 1,120.00	\$ 10,640.00	\$ 2,360.00	\$ -	18.15%

Account Number	Description	Budget	Period Amt	End Bal	Variance	Encumbered	% Avail/ Uncollect
01-40-410-500114	Incentive Pay	\$ 2,000.00	\$ 200.00	\$ 1,600.00	\$ 400.00	\$ -	20.00%
01-40-410-500115	Social Security	\$ 34,000.00	\$ 1,744.88	\$ 19,471.58	\$ 14,528.42	\$ -	42.73%
01-40-410-500120	Medicare	\$ 8,000.00	\$ 408.09	\$ 4,553.91	\$ 3,446.09	\$ -	43.08%
01-40-410-500125	Health Insurance	\$ 151,000.00	\$ 7,820.98	\$ 86,637.90	\$ 64,362.10	\$ -	42.62%
01-40-410-500140	Life Insurance	\$ 2,000.00	\$ 41.30	\$ 447.23	\$ 1,552.77	\$ -	77.64%
01-40-410-500143	EAP Program	\$ 1,000.00	\$ 6.20	\$ 67.96	\$ 932.04	\$ -	93.20%
01-40-410-500145	Workers' Compensation	\$ 19,000.00	\$ 901.21	\$ 9,271.23	\$ 9,728.77	\$ -	51.20%
01-40-410-500150	Unemployment Insurance	\$ 26,000.00	\$ -	\$ -	\$ 26,000.00	\$ -	100.00%
01-40-410-500155	Retirement/CalPERS	\$ 105,000.00	\$ 6,963.73	\$ 76,266.20	\$ 28,733.80	\$ -	27.37%
01-40-410-500165	Uniforms & Employee Benefits	\$ 4,000.00	\$ -	\$ 709.37	\$ 3,290.63	\$ -	82.27%
01-40-410-500175	Training/Education/Mtgs/Travel	\$ 6,000.00	\$ 90.00	\$ 3,395.74	\$ 2,604.26	\$ -	43.40%
01-40-410-500180	Accrued Sick Leave Expense	\$ 21,000.00	\$ 699.50	\$ 15,067.44	\$ 5,932.56	\$ -	28.25%
01-40-410-500185	Accrued Vacation Leave Expense	\$ 31,000.00	\$ 907.32	\$ 16,791.44	\$ 14,208.56	\$ -	45.83%
01-40-410-500187	Accrual Leave Payments	\$ 11,000.00	\$ -	\$ -	\$ 11,000.00	\$ -	100.00%
01-40-410-500195	CIP Related Labor	\$ (20,000.00)	\$ -	\$ -	\$ (20,000.00)	\$ -	100.00%
01-40-410-550024	Employment Testing	\$ 1,000.00	\$ -	\$ -	\$ 1,000.00	\$ -	100.00%
440	Transmission & Distribution Personnel						
01-40-440-500105	Labor	\$ 1,044,000.00	\$ 66,390.83	\$ 742,040.05	\$ 301,959.95	\$ -	28.92%
01-40-440-500110	Overtime	\$ 66,000.00	\$ 4,899.19	\$ 56,908.83	\$ 9,091.17	\$ -	13.77%
01-40-440-500111	Double Time	\$ 36,000.00	\$ 1,931.62	\$ 28,402.13	\$ 7,597.87	\$ -	21.11%
01-40-440-500113	Standby/On-Call	\$ 28,000.00	\$ 1,960.00	\$ 20,390.00	\$ 7,610.00	\$ -	27.18%
01-40-440-500115	Social Security	\$ 81,700.00	\$ 5,283.66	\$ 56,754.29	\$ 24,945.71	\$ -	30.53%
01-40-440-500120	Medicare	\$ 19,000.00	\$ 1,235.66	\$ 12,990.84	\$ 6,009.16	\$ -	31.63%
01-40-440-500125	Health Insurance	\$ 334,600.00	\$ 17,661.60	\$ 195,092.59	\$ 139,507.41	\$ -	41.69%
01-40-440-500140	Life Insurance	\$ 4,000.00	\$ 127.38	\$ 1,222.52	\$ 2,777.48	\$ -	69.44%
01-40-440-500143	EAP Program	\$ 2,000.00	\$ 20.59	\$ 224.70	\$ 1,775.30	\$ -	88.77%
01-40-440-500145	Workers' Compensation	\$ 35,000.00	\$ 2,229.14	\$ 21,165.19	\$ 13,834.81	\$ -	39.53%
01-40-440-500155	Retirement/CalPERS	\$ 216,000.00	\$ 15,001.47	\$ 157,912.52	\$ 58,087.48	\$ -	26.89%
01-40-440-500165	Uniforms & Employee Benefits	\$ 14,000.00	\$ 85.62	\$ 5,298.40	\$ 8,701.60	\$ -	62.15%
01-40-440-500175	Training/Education/Mtgs/Travel	\$ 5,000.00	\$ -	\$ 2,147.54	\$ 2,852.46	\$ -	57.05%
01-40-440-500177	General Safety Supplies	\$ 15,000.00	\$ 4,082.93	\$ 13,639.02	\$ 1,360.98	\$ -	9.07%
01-40-440-500180	Accrued Sick Leave Expense	\$ 54,000.00	\$ 4,267.11	\$ 31,963.70	\$ 22,036.30	\$ -	40.81%
01-40-440-500185	Accrued Vacation Leave Expense	\$ 64,000.00	\$ 5,868.54	\$ 31,573.17	\$ 32,426.83	\$ -	50.67%
01-40-440-500187	Accrual Leave Payments	\$ 63,000.00	\$ -	\$ 4,960.84	\$ 58,039.16	\$ -	92.13%
01-40-440-500195	CIP Related Labor	\$ (111,000.00)	\$ -	\$ -	\$ (111,000.00)	\$ -	100.00%
01-40-440-550024	Employment Testing	\$ 1,000.00	\$ -	\$ -	\$ 1,000.00	\$ -	100.00%
450	Inspections Personnel						
01-40-450-500105	Labor	\$ 70,000.00	\$ 3,337.78	\$ 61,627.15	\$ 8,372.85	\$ -	11.96%
01-40-450-500110	Overtime	\$ 28,000.00	\$ 2,758.37	\$ 26,001.88	\$ 1,998.12	\$ -	7.14%
01-40-450-500111	Double Time	\$ 2,000.00	\$ -	\$ 329.60	\$ 1,670.40	\$ -	83.52%
01-40-450-500115	Social Security	\$ 6,300.00	\$ 378.12	\$ 5,461.98	\$ 838.02	\$ -	13.30%
01-40-450-500120	Medicare	\$ 2,000.00	\$ 88.43	\$ 1,277.46	\$ 722.54	\$ -	36.13%
01-40-450-500125	Health Insurance	\$ 29,400.00	\$ 2,377.17	\$ 22,785.52	\$ 6,614.48	\$ -	22.50%
01-40-450-500140	Life Insurance	\$ 1,000.00	\$ 11.97	\$ 120.88	\$ 879.12	\$ -	87.91%
01-40-450-500143	EAP Program	\$ 1,000.00	\$ 2.07	\$ 19.76	\$ 980.24	\$ -	98.02%
01-40-450-500145	Workers' Compensation	\$ 3,000.00	\$ 186.03	\$ 2,433.64	\$ 566.36	\$ -	18.88%
01-40-450-500155	Retirement/CalPERS	\$ 18,000.00	\$ 866.21	\$ 13,601.74	\$ 4,398.26	\$ -	24.43%
460	Customer Svc & Meter Reading Personnel						
01-40-460-500105	Labor	\$ 197,000.00	\$ 14,446.11	\$ 170,908.63	\$ 26,091.37	\$ -	13.24%
01-40-460-500110	Overtime	\$ 16,000.00	\$ 668.64	\$ 3,039.79	\$ 12,960.21	\$ -	81.00%
01-40-460-500111	Double Time	\$ 4,000.00	\$ -	\$ 1,369.76	\$ 2,630.24	\$ -	65.76%
01-40-460-500113	Standby/On-Call	\$ 5,000.00	\$ -	\$ -	\$ 5,000.00	\$ -	100.00%
01-40-460-500115	Social Security	\$ 16,000.00	\$ 1,023.38	\$ 12,217.10	\$ 3,782.90	\$ -	23.64%
01-40-460-500120	Medicare	\$ 4,000.00	\$ 239.38	\$ 2,857.28	\$ 1,142.72	\$ -	28.57%
01-40-460-500125	Health Insurance	\$ 76,000.00	\$ 4,130.09	\$ 54,888.01	\$ 21,111.99	\$ -	27.78%
01-40-460-500140	Life Insurance	\$ 1,000.00	\$ 18.35	\$ 248.04	\$ 751.96	\$ -	75.20%
01-40-460-500143	EAP Program	\$ 1,000.00	\$ 3.31	\$ 49.32	\$ 950.68	\$ -	95.07%
01-40-460-500145	Workers' Compensation	\$ 8,000.00	\$ 539.20	\$ 5,778.39	\$ 2,221.61	\$ -	27.77%
01-40-460-500155	Retirement/CalPERS	\$ 55,000.00	\$ 4,407.58	\$ 48,869.53	\$ 6,130.47	\$ -	11.15%
01-40-460-500165	Uniforms & Employee Benefits	\$ 3,000.00	\$ -	\$ 553.79	\$ 2,446.21	\$ -	81.54%
01-40-460-500175	Training/Education/Mtgs/Travel	\$ 1,000.00	\$ -	\$ -	\$ 1,000.00	\$ -	100.00%
01-40-460-500180	Accrued Sick Leave Expense	\$ 9,000.00	\$ 63.68	\$ 7,231.14	\$ 1,768.86	\$ -	19.65%
01-40-460-500185	Accrued Vacation Leave Expense	\$ 16,000.00	\$ 1,315.50	\$ 14,342.41	\$ 1,657.59	\$ -	10.36%
01-40-460-500187	Accrual Leave Payments	\$ 11,000.00	\$ -	\$ -	\$ 11,000.00	\$ -	100.00%
01-40-460-500195	CIP Related Labor	\$ (31,000.00)	\$ (174.78)	\$ (38,085.44)	\$ 7,085.44	\$ -	-22.86%
01-40-460-550024	Employment Testing	\$ 1,000.00	\$ -	\$ -	\$ 1,000.00	\$ -	100.00%
470	Maintenance & General Plant Personnel						
01-40-470-500105	Labor	\$ 90,000.00	\$ 5,455.80	\$ 57,874.69	\$ 32,125.31	\$ -	35.69%
01-40-470-500110	Overtime	\$ 4,000.00	\$ -	\$ 542.45	\$ 3,457.55	\$ -	86.44%
01-40-470-500111	Double Time	\$ 2,000.00	\$ -	\$ 334.18	\$ 1,665.82	\$ -	83.29%
01-40-470-500115	Social Security	\$ 7,000.00	\$ 338.32	\$ 3,819.67	\$ 3,180.33	\$ -	45.43%
01-40-470-500120	Medicare	\$ 2,000.00	\$ 79.12	\$ 854.51	\$ 1,145.49	\$ -	57.27%
01-40-470-500125	Health Insurance	\$ 38,000.00	\$ 2,221.47	\$ 23,245.73	\$ 14,754.27	\$ -	38.83%
01-40-470-500140	Life Insurance	\$ 1,000.00	\$ 9.48	\$ 104.28	\$ 895.72	\$ -	89.57%
01-40-470-500143	EAP Program	\$ 1,000.00	\$ 1.93	\$ 19.56	\$ 980.44	\$ -	98.04%
01-40-470-500145	Workers' Compensation	\$ 4,000.00	\$ 181.69	\$ 1,848.99	\$ 2,151.01	\$ -	53.78%
01-40-470-500155	Retirement/CalPERS	\$ 16,000.00	\$ 593.66	\$ 6,262.82	\$ 9,737.18	\$ -	60.86%
01-40-470-500165	Uniforms & Employee Benefits	\$ 1,000.00	\$ -	\$ 870.02	\$ 129.98	\$ -	13.00%
01-40-470-500175	Training/Education/Mtgs/Travel	\$ 2,000.00	\$ -	\$ 318.38	\$ 1,681.62	\$ -	84.08%
01-40-470-500180	Accrued Sick Leave Expenses	\$ 3,000.00	\$ -	\$ 2,190.58	\$ 809.42	\$ -	26.98%
01-40-470-500185	Accrued Vacation Expenses	\$ 2,900.00	\$ -	\$ 650.67	\$ 2,249.33	\$ -	77.56%
01-40-470-550024	Employment Testing	\$ 500.00	\$ -	\$ -	\$ 500.00	\$ -	100.00%
	Operations Personnel	\$ 3,583,400.00	\$ 222,394.77	\$ 2,412,312.33	\$ 1,171,087.67	\$ -	32.68%
410	Source of Supply Materials & Supplies						
01-40-410-501101	Electricity - Wells	\$ 2,502,000.00	\$ 166,704.66	\$ 2,469,233.46	\$ 32,766.54	\$ -	1.31%
01-40-410-501201	Gas - Wells	\$ 1,000.00	\$ 16.27	\$ 164.69	\$ 835.31	\$ -	83.53%
01-40-410-510011	Treatment & Chemicals	\$ 150,000.00	\$ -	\$ 114,621.20	\$ 35,378.80	\$ -	23.59%

Account Number	Description	Budget	Period Amt	End Bal	Variance	Encumbered	% Avail/ Uncollect
01-40-410-510021	Lab Testing	\$ 120,000.00	\$ 8,505.13	\$ 114,874.78	\$ 5,125.22	\$ -	4.27%
01-40-410-510031	Tools, Parts, & Maintenance	\$ 8,000.00	\$ 1,493.38	\$ 4,961.40	\$ 3,038.60	\$ -	37.98%
01-40-410-520021	Maint & Repair-Telemetry	\$ 5,000.00	\$ -	\$ 3,882.55	\$ 1,117.45	\$ -	22.35%
01-40-410-520061	Maint & Repair-Pumping Equip	\$ 242,900.00	\$ 564.51	\$ 124,756.33	\$ 118,143.67	\$ 24,863.16	38.40%
01-40-410-550066	Subscriptions	\$ 3,000.00	\$ -	\$ 1,128.75	\$ 1,871.25	\$ -	62.38%
440	Transmission & Distribution Materials & Supplies						
01-40-440-510031	Tools, Parts, & Maintenance	\$ 19,000.00	\$ 5,416.53	\$ 17,902.51	\$ 1,097.49	\$ 5,465.01	-22.99%
01-40-440-520071	Maint & Repair-Pipeline/FireHyd	\$ 68,000.00	\$ 3,114.08	\$ 47,458.99	\$ 20,541.01	\$ -	30.21%
01-40-440-520081	Maint & Repair-Hydraulic Valve	\$ 25,000.00	\$ 7,257.22	\$ 7,451.17	\$ 17,548.83	\$ -	70.20%
01-40-440-540001	Backflow Maintenance	\$ 5,000.00	\$ -	\$ 1,769.06	\$ 3,230.94	\$ -	64.62%
01-40-440-540024	Inventory Adjustments	\$ 38,500.00	\$ -	\$ 15,331.62	\$ 23,168.38	\$ -	60.18%
01-40-440-540036	Line Locates	\$ 4,000.00	\$ 211.25	\$ 2,812.48	\$ 1,187.52	\$ -	29.69%
01-40-440-540042	Meters Maintenance & Services	\$ 101,000.00	\$ 2,931.30	\$ 62,813.66	\$ 38,186.34	\$ 1,167.00	36.65%
01-40-440-540078	Reservoir Maintenance	\$ 83,500.00	\$ -	\$ 21,649.27	\$ 61,850.73	\$ -	74.07%
470	Maintenance & General Plant Materials & Supplies						
01-40-470-501111	Electricity -560 Magnolia Ave	\$ 36,000.00	\$ 1,773.20	\$ 31,062.85	\$ 4,937.15	\$ -	13.71%
01-40-470-501121	Electricity -12303 Oak Glen Rd	\$ 5,000.00	\$ 318.65	\$ 3,789.31	\$ 1,210.69	\$ -	24.21%
01-40-470-501131	Electricity -13695 Oak Glen Rd	\$ 3,000.00	\$ 184.87	\$ 2,483.92	\$ 516.08	\$ -	17.20%
01-40-470-501141	Electricity -13697 Oak Glen Rd	\$ 3,000.00	\$ 151.82	\$ 2,552.19	\$ 447.81	\$ -	14.93%
01-40-470-501151	Electricity -9781 AveMiravilla	\$ 3,000.00	\$ 110.03	\$ 2,600.92	\$ 399.08	\$ -	13.30%
01-40-470-501161	Electricity -815 E 12th St	\$ 13,000.00	\$ 502.96	\$ 8,961.51	\$ 4,038.49	\$ -	31.07%
01-40-470-501171	Electricity -851 E 6th St	\$ 5,000.00	\$ 196.13	\$ 2,515.27	\$ 2,484.73	\$ -	49.69%
01-40-470-501321	Propane -12303 Oak Glen Rd	\$ 1,000.00	\$ -	\$ -	\$ 1,000.00	\$ -	100.00%
01-40-470-501331	Propane -13695 Oak Glen Rd	\$ 3,000.00	\$ -	\$ 1,790.47	\$ 1,209.53	\$ -	40.32%
01-40-470-501341	Propane -13697 Oak Glen Rd	\$ 3,000.00	\$ -	\$ 1,763.58	\$ 1,236.42	\$ -	41.21%
01-40-470-501351	Propane -9781 AveMiravilla	\$ 2,000.00	\$ -	\$ 1,224.41	\$ 775.59	\$ -	38.78%
01-40-470-501411	Sanitation -560 Magnolia Ave	\$ 4,000.00	\$ 296.68	\$ 4,248.24	\$ (248.24)	\$ -	-6.21%
01-40-470-501461	Sanitation -815 E 12th Ave	\$ 6,000.00	\$ 493.26	\$ 5,432.82	\$ 567.18	\$ -	9.45%
01-40-470-501471	Sanitation -11083 Cherry Ave	\$ 4,000.00	\$ 310.41	\$ 3,267.03	\$ 732.97	\$ -	18.32%
01-40-470-501611	Maint & Repair-560 Magnolia	\$ 27,775.00	\$ 998.45	\$ 20,762.26	\$ 7,012.74	\$ -	25.25%
01-40-470-501621	Maint & Repair-12303 Oak Glen	\$ 12,000.00	\$ 842.87	\$ 31,567.91	\$ (19,567.91)	\$ -	-163.07%
01-40-470-501631	Maint & Repair-13695 Oak Glen	\$ 12,000.00	\$ -	\$ 30,297.09	\$ (18,297.09)	\$ -	-152.48%
01-40-470-501641	Maint & Repair-13697 Oak Glen	\$ 9,000.00	\$ -	\$ 7,547.89	\$ 1,452.11	\$ -	16.13%
01-40-470-501651	Maint & Repair-9781 Avenida	\$ 9,000.00	\$ -	\$ 982.84	\$ 8,017.16	\$ -	89.08%
01-40-470-501661	Maint & Repair-815 E 12th St	\$ 14,000.00	\$ 230.13	\$ 12,471.73	\$ 1,528.27	\$ -	10.92%
01-40-470-501671	Maint & Repair-851 E 6th St	\$ 4,000.00	\$ 288.95	\$ 3,221.27	\$ 778.73	\$ -	19.47%
01-40-470-501691	Maint & Repair-Buildings(Gen)	\$ 59,000.00	\$ (72.20)	\$ 24,019.41	\$ 34,980.59	\$ -	59.29%
01-40-470-510001	Auto/Fuel	\$ 135,000.00	\$ 10,976.52	\$ 124,285.24	\$ 10,714.76	\$ -	7.94%
01-40-470-520011	Maint & Repair-Safety Equip	\$ 18,000.00	\$ 4,600.50	\$ 7,038.37	\$ 10,961.63	\$ -	60.90%
01-40-470-520031	Maint & Repair-General Equip	\$ 50,000.00	\$ 6,481.04	\$ 29,340.07	\$ 20,659.93	\$ -	41.32%
01-40-470-520041	Maintenance & Repair-Fleet	\$ 111,000.00	\$ 1,561.65	\$ 78,440.29	\$ 32,559.71	\$ -	29.33%
01-40-470-520051	Maintenance & Repair-Paving	\$ 83,000.00	\$ -	\$ 38,198.84	\$ 44,801.16	\$ -	53.98%
01-40-470-520053	Maint & Repair-Paving-Beaumont	\$ 379,000.00	\$ 21,300.00	\$ 370,522.25	\$ 8,477.75	\$ -	2.24%
01-40-470-520091	Maint & Repair-Communication	\$ 7,000.00	\$ -	\$ -	\$ 7,000.00	\$ -	100.00%
	Operations Materials & Supplies	\$ 4,396,675.00	\$ 247,760.25	\$ 3,861,199.90	\$ 535,475.10	\$ 31,495.17	11.46%
410	Source of Supply Services						
01-40-410-500501	State Project Water Purchases	\$ 4,349,000.00	\$ -	\$ 152,418.00	\$ 4,196,582.00	\$ -	96.50%
01-40-410-540084	Regulations Mandates & Tariffs	\$ 97,000.00	\$ 15,465.61	\$ 77,507.36	\$ 19,492.64	\$ -	20.10%
440	Transmission & Distribution Services						
01-40-440-500190	Temporary Labor	\$ 131,000.00	\$ -	\$ -	\$ 131,000.00	\$ -	100.00%
01-40-440-550051	Advertising/Legal Notices	\$ 5,000.00	\$ -	\$ 2,118.81	\$ 2,881.19	\$ -	57.62%
470	Maintenance & General Plant Services						
01-40-470-540030	Landscape Maintenance	\$ 77,000.00	\$ 5,321.32	\$ 61,307.83	\$ 15,692.17	\$ -	20.38%
01-40-470-540072	NCRF, Canyons, & Pond Maint	\$ 190,000.00	\$ 1,417.02	\$ 22,336.87	\$ 167,663.13	\$ -	88.24%
01-40-470-540084	Encroachment Permits	\$ 41,000.00	\$ 3,718.43	\$ 39,245.93	\$ 1,754.07	\$ -	4.28%
	Operations Services	\$ 4,890,000.00	\$ 25,922.38	\$ 354,934.80	\$ 4,535,065.20	\$ -	92.74%
Expense Total	OPERATIONS	\$ 12,870,075.00	\$ 496,077.40	\$ 6,628,447.03	\$ 6,241,627.97	\$ 31,495.17	48.25%
50	GENERAL						
01-50-510-500112	Stipend-Association Mtg Attend	\$ 1,000.00	\$ 75.00	\$ 525.00	\$ 475.00	\$ -	47.50%
	Personnel	\$ 1,000.00	\$ 75.00	\$ 525.00	\$ 475.00	\$ -	47.50%
01-50-510-502001	Rents/Leases	\$ 27,500.00	\$ 2,317.96	\$ 24,749.27	\$ 2,750.73	\$ -	10.00%
01-50-510-510031	Tools, Parts, & Maintenance	\$ 1,000.00	\$ 28.93	\$ 906.90	\$ 93.10	\$ -	9.31%
01-50-510-540066	Property Damage and Theft	\$ 23,000.00	\$ -	\$ 18,237.50	\$ 4,762.50	\$ -	20.71%
01-50-510-550040	General Supplies	\$ 16,500.00	\$ 647.66	\$ 10,273.55	\$ 6,226.45	\$ 1,834.28	26.62%
01-50-510-550060	Public Ed/Community Outreach	\$ 112,000.00	\$ 4,212.50	\$ 109,650.51	\$ 2,349.49	\$ -	2.10%
01-50-510-550072	Miscellaneous Operating Exp	\$ 15,000.00	\$ -	\$ 13,771.06	\$ 1,228.94	\$ -	8.19%
01-50-510-550074	Disaster Preparedness Expenses	\$ 15,000.00	\$ 1,905.42	\$ 5,791.71	\$ 9,208.29	\$ -	61.39%
	General Materials & Supplies	\$ 210,000.00	\$ 9,112.47	\$ 183,380.50	\$ 26,619.50	\$ 1,834.28	11.80%
01-50-510-550096	Beaumont Basin Watermaster	\$ 52,500.00	\$ -	\$ 43,261.00	\$ 9,239.00	\$ -	17.60%
01-50-510-550097	SAWPA Basin Monitoring Program	\$ 24,300.00	\$ 2,048.59	\$ 21,884.45	\$ 2,415.55	\$ -	9.94%
	General Services	\$ 76,800.00	\$ 2,048.59	\$ 65,145.45	\$ 11,654.55	\$ -	15.18%
Expense Total	GENERAL	\$ 287,800.00	\$ 11,236.06	\$ 249,050.95	\$ 38,749.05	\$ 1,834.28	12.83%
Expense Total	ALL EXPENSES	\$ 21,792,600.00	\$ 1,071,829.27	\$ 13,229,803.59	\$ 8,562,796.41	\$ 33,371.45	39.14%



**Beaumont-Cherry Valley Water District
Finance and Audit Committee Meeting
January 5, 2023**

Item 4b

STAFF REPORT

TO: Finance and Audit Committee
FROM: Finance and Administration Department
SUBJECT: **November 30, 2022, Cash Balance and Investment Report**

Staff Recommendation

Approve the November 30, 2022, Cash Balance and Investment Report.

Summary

Attached is the Cash and Investment Report as of November 30, 2022. The District's total invested cash and marketable securities have a market value of \$83,529,907.97.

Analysis

The attached reports include the following elements following 5045.17 Investment Reporting:

- a. Listing of individual securities held at the end of the reporting period;
- b. Cost and market value of all securities, including realized and unrealized market value gains or losses per GASB requirements;
- c. Average weighted yield to maturity of the portfolio;
- d. Listing of investment by maturity date;
- e. Percentage of the total portfolio, which each type of investment represents;
- f. Statement of compliance with Investment Policy, including an explanation of any compliance exceptions (CGC Section 53646); and
- g. Certification of sufficient liquidity to meet budgeted expenditures over the ensuing six months (CGC Section 53646)

The investments, in type, maturity, and percentage of the total portfolio, follow the existing Board approved investment policy.

The weighted average maturity (WAM) of the portfolio is 312 days. The maximum WAM allowed by the Investment Policy is 1,825 days. The current portfolio and expected revenue cash flow will be sufficient to meet budgeted expenditure requirements for the next six months and the foreseeable future.

Attachment(s)

November 30, 2022 Cash and Investment Report
Chandler Asset Management Portfolio Summary as of November 30, 2022
Chandler Asset Management Statement of Compliance as of November 30, 2022
Chandler Asset Management Holdings Report as of November 30, 2022

Staff Report prepared by William Clayton, Finance Manager



**Beaumont-Cherry Valley Water District
Cash Balance & Investment Report
As of November 30, 2022**

Account Name	Account Ending #	Cash Balance Per Account	
		Balance	Prior Month Balance
Wells Fargo			
General	4152	\$14,965,092.89	\$16,208,590.63
Total Cash		\$ 14,965,092.89	\$ 16,208,590.63

Account Name	Market Value	Prior Month Balance	Actual % of		Maturity	Par Amount	Rate	2022 Interest to Date
			Total	Policy % Limit				
Ca. State Treasurer's Office: Local Agency Investment Fund	\$32,040,994.08	\$32,040,994.08	47%	No Limit	Liquid	N/A	2.08%	\$230,534.01 ⁽¹⁾
CalTRUST Short Term Fund	\$0.00	\$0.00	0%	No Limit	Liquid	N/A	2.81%	\$13,546.98 ⁽²⁾
Chandler Investment Services	\$36,523,821.00	\$36,222,061.00	53%	No Limit	Liquid	N/A	3.10%	\$93,852.00 ⁽³⁾
Total Investments	\$68,564,815.08	\$68,263,055.08						\$337,932.99 ⁽⁴⁾
Total Cash & Investments	\$ 83,529,907.97	\$ 84,471,645.71						

Dr. Kirene M. Bargas

Digitally signed by Dr. Kirene M. Bargas
DN: cn=Dr. Kirene M. Bargas, o=Beaumont-Cherry
Valley Water District, ou=Director of Finance &
Administration, email=kirene.bargas@bcvwd.org, c=US
Date: 2022.12.13 12:55:33 -0800

The investments above have been reviewed by the Director of Finance and Administration

The investments above are in accordance with the District's investment policy.

BCVWD will be able to meet its cash flow obligations for the next 6 months.

(1) Includes 4th Quarter 2021 Interest received in 2022 for total of \$18,313.11

(2) Redemption of full investment March 2022

(3) Market Value includes Unrealized Gains and Losses that will be recorded at year end

(4) Difference between Consolidated Portfolio Summary Accrued Interest and Cash Balance Report total is CalTRUST interest YTD as has a zero balance with account closure

* \$1MM payment made to RivCo in November.



PORTFOLIO CHARACTERISTICS

Average Modified Duration	0.90
Average Coupon	2.01%
Average Purchase YTM	2.62%
Average Market YTM	3.41%
Average S&P/Moody Rating	AA/Aa2
Average Final Maturity	1.04 yrs
Average Life	0.94 yrs

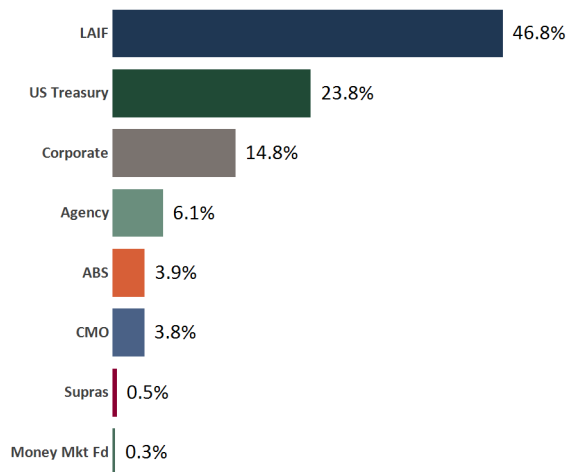
ACCOUNT SUMMARY

	Beg. Values as of 10/31/22	End Values as of 11/30/22
Market Value	68,103,781	68,425,706
Accrued Interest	207,221	239,884
Total Market Value	68,311,003	68,665,591
Income Earned	145,716	146,681
Cont/WD		
Par	69,819,523	69,892,499
Book Value	69,086,131	69,193,179
Cost Value	68,908,798	68,984,839

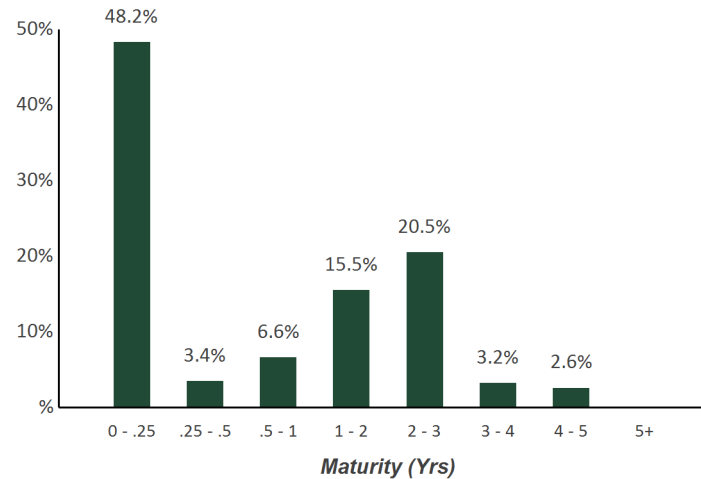
TOP ISSUERS

Local Agency Investment Fund	46.8%
Government of United States	23.8%
Federal Home Loan Mortgage Corp	4.6%
Federal Home Loan Bank	3.5%
Federal Farm Credit Bank	1.2%
American Express ABS	0.9%
Federal National Mortgage Assoc	0.7%
Home Depot	0.7%
Total	82.0%

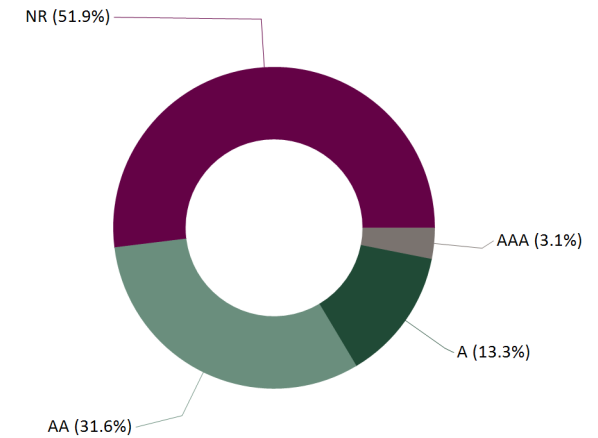
SECTOR ALLOCATION



MATURITY DISTRIBUTION



CREDIT QUALITY (S&P)



Statement of Compliance

As of November 30, 2022



BCVWD - Consolidated Portfolio

This portfolio is a consolidation of assets managed by Chandler Asset Management and assets managed internally by Client. Chandler relies on Client to provide accurate information for reporting assets and producing this compliance statement.

Category	Standard	Comment
U.S. Treasuries	No limitation; Full faith and credit of the U.S. are pledged for the payment of principal and interest	<i>Complies</i>
Federal Agencies	No limitation; Federal agencies or U.S. government-sponsored enterprise obligations, participations, or other instruments, including those issued or fully guaranteed as to principal and interest by federal agencies or U.S. government sponsored enterprises.	<i>Complies</i>
Supranational Obligations	"AA" rating category or higher by a NRSRO; 30% max; 10% max per issuer; USD denominated senior unsecured unsubordinated obligations; Issued or unconditionally guaranteed by International Bank for Reconstruction & Development (IBRD), International Finance Corporation (IFC), or Inter-American Development Bank (IADB)	<i>Complies</i>
Municipal Securities (CA, Other States)	5% max per issuer; Registered treasury notes or bonds of this state or any of the other 49 United States, including bonds payable solely out of the revenues from a revenue-producing property owned, controlled, or operated by a state or by a department, board, agency, or authority of this state or any of the other 49 United States. Bonds, notes, warrants, or other evidence of indebtedness of any local agency, including the District's own bonds, within this state, including bonds payable solely out of the revenues from a revenue-producing property owned, controlled, or operated by the local agency, or by a department, board, agency, or authority of the local agency.	<i>Complies</i>
Corporate Medium Term Notes	"A" rating category or better by a NRSRO; 30% max; 5% max per issuer; Issuer is a corporation organized and operating within the U.S. or by depository institutions licensed by the U.S. or any state and operating within the U.S.	<i>Complies</i>
Asset-Backed, Mortgage-Backed, Mortgage Pass-Through Securities, and Collateralized Mortgage Obligations	"AA" rating category or higher by a NRSRO; 20% max (combined ABS/MBS/CMO); 5% max per issuer that is not a U.S. Government Agency; Asset-Backed, Mortgage-Backed, Mortgage Pass-Through Securities, and Collateralized Mortgage Obligations limited to mortgage-backed pass-through securities issued by a US government agency or consumer receivable pass-through certificates or bonds	<i>Complies</i>
Negotiable Certificates of Deposit (NCD)	30% max; 5% max per issuer; Issued by a nationally or state-chartered bank, or a federal or state association, a state or federal credit union, or by a federally-licensed or state-licensed branch of a foreign bank.	<i>Complies</i>
Certificate of Deposit Placement Service (CDARS)	50% max (combined with Negotiable Certificates of Deposit)	<i>Complies</i>
Collateralized Bank Deposits	Deposits with financial institutions will be collateralized with pledged securities per California Government Code	<i>Complies</i>
Banker's Acceptances	"A-1" short-term rating or better by a NRSRO; 40% max; 30% max per commercial bank; 5% max per issuer; 180 days max maturity; Issued by domestic or foreign banks, which are eligible for purchase by the Federal Reserve System.	<i>Complies</i>
Commercial Paper	"Prime" quality of the highest rating by a NRSRO; The entity that issues the commercial paper shall meet all conditions: (i) Organized and operating in the U.S. as a general corporation; (ii) Has total assets >\$500 million; (iii) Has debt other than commercial paper, if any, that is "A" rating category or higher by a NRSRO; 25% max; 5% max per issuer; 10% max of the outstanding paper of an issuing corporation; 270 days max maturity	<i>Complies</i>
Money Market Mutual Funds	20% max; Registered with SEC under Investment Company Act of 1940 and issued by diversified management companies and meet either of the following criteria: (i) Highest rating by two NRSROs; or (ii) Retained an investment adviser registered or exempt from SEC registration with > 5 years experience managing money market mutual funds with AUM >\$500 million	<i>Complies</i>
Local Agency Investment Fund (LAIF)	Maximum amount permitted by LAIF; Not used by investment adviser	<i>Complies</i>

Local Government Investment Pool (LGIP)	No limitation; However, the amount invested may not exceed the current maximum allowed by the pool; "AAm", or its equivalent, by a NRSRO; Shares of beneficial interest issued by a joint powers authority organized pursuant to Government Code Section; must meet the requirements of California Government Code Section 53601(p); the pool must seek to maintain a stable Net Asset Value ("NAV")	<i>Complies</i>
Repurchase Agreements	10% max; 102% Collateralized; 1 year max maturity; Not used by investment adviser	<i>Complies</i>
Max Per Issuer	5% max per issuer, except U.S. Treasuries, Federal Agency securities, LGIPs, and LAIF	<i>Complies</i>
Maximum Maturity	5 years maximum maturity	<i>Complies</i>

Holdings Report

As of November 30, 2022



CUSIP	Security Description	Par Value/Units	Purchase Date Book Yield	Cost Value Book Value	Mkt Price Mkt YTM	Market Value Accrued Int.	% of Port. Gain/Loss	Moody/S&P Fitch	Maturity Duration
ABS									
36262XAC8	GM Financial Auto Lease Trust 2021-3 A2 0.39% Due 10/21/2024	130,000.00	05/04/2022 2.99%	125,764.84 127,183.35	96.68 5.49%	125,684.48 15.49	0.18% (1,498.87)	NR / AAA AAA	1.89 0.65
43813GAC5	Honda Auto Receivables Trust 2021-1 A3 0.27% Due 4/21/2025	197,667.73	Various 2.37%	193,168.05 194,580.72	96.74 5.91%	191,223.91 14.83	0.28% (3,356.81)	Aaa / NR AAA	2.39 0.58
36266FAC3	GM Financial Auto Lease Trust 2022-2 A3 3.42% Due 6/20/2025	130,000.00	05/03/2022 3.45%	129,986.44 129,989.89	97.50 5.37%	126,749.51 135.85	0.18% (3,240.38)	NR / AAA AAA	2.56 1.31
44933LAC7	Hyundai Auto Receivables Trust 2021-A A3 0.38% Due 9/15/2025	273,072.10	04/25/2022 2.62%	265,306.61 267,566.79	96.39 5.88%	263,218.70 46.12	0.38% (4,348.09)	NR / AAA AAA	2.79 0.65
44934KAC8	Hyundai Auto Receivables Trust 2021-B A3 0.38% Due 1/15/2026	40,000.00	05/19/2022 2.98%	38,468.75 38,816.27	95.13 5.80%	38,050.73 6.76	0.06% (765.54)	NR / AAA AAA	3.13 0.90
47789QAC4	John Deere Owner Trust 2021-B A3 0.52% Due 3/16/2026	118,000.00	05/02/2022 3.32%	111,823.44 113,074.09	94.57 5.29%	111,587.61 27.27	0.16% (1,486.48)	Aaa / NR AAA	3.29 1.15
43815PAC3	Honda Auto Receivables 2022-2 A3 3.73% Due 7/20/2026	50,000.00	08/15/2022 3.76%	49,997.02 49,997.28	97.56 5.00%	48,779.15 67.35	0.07% (1,218.13)	NR / AAA AAA	3.64 1.98
89238FAD5	Toyota Auto Receivables OT 2022-B A3 2.93% Due 9/15/2026	209,000.00	Various 3.26%	207,519.11 207,786.64	96.27 5.22%	201,194.28 272.16	0.29% (6,592.36)	Aaa / AAA NR	3.79 1.66
02582JIR2	American Express 2021-1 A 0.9% Due 11/15/2026	386,000.00	Various 3.23%	364,484.53 369,328.87	92.46 5.01%	356,900.79 154.40	0.52% (12,428.08)	Aaa / NR AAA	3.96 1.89
362585AC5	GM Financial Securitized ART 2022-2 A3 3.1% Due 2/16/2027	40,000.00	04/05/2022 3.13%	39,991.64 39,993.19	96.61 5.19%	38,643.84 51.67	0.06% (1,349.35)	Aaa / AAA NR	4.22 1.65
47800AAC4	John Deere Owner Trust 2022-B A3 3.74% Due 2/16/2027	115,000.00	07/12/2022 3.77%	114,989.02 114,990.15	97.59 5.14%	112,231.80 191.16	0.16% (2,758.35)	Aaa / NR AAA	4.22 1.77
89231CAD9	Toyota Auto Receivables Owner 2022-C A3 3.76% Due 4/15/2027	140,000.00	08/08/2022 3.80%	139,976.61 139,978.67	97.35 5.53%	136,293.72 233.96	0.20% (3,684.95)	NR / AAA AAA	4.38 1.53
36265WAD5	GM Financial Securitized Auto 2022-3 A3 3.64% Due 4/16/2027	55,000.00	07/06/2022 3.67%	54,999.62 54,999.67	97.27 5.14%	53,498.14 83.42	0.08% (1,501.53)	Aaa / NR AAA	4.38 1.87



CUSIP	Security Description	Par Value/Units	Purchase Date Book Yield	Cost Value Book Value	Mkt Price Mkt YTM	Market Value Accrued Int.	% of Port. Gain/Loss	Moody/S&P Fitch	Maturity Duration
ABS									
02582JIT8	American Express Credit Trust 2022-2 A 3.39% Due 5/17/2027	235,000.00	05/17/2022 3.42%	234,948.02 234,957.15	96.65 4.89%	227,127.99 354.07	0.33% (7,829.16)	NR / AAA AAA	4.46 2.29
92348KAA1	Verizon Master Trust 2021-1 A 0.5% Due 5/20/2027	300,000.00	10/21/2022 4.28%	279,093.75 280,004.86	93.30 4.35%	279,905.73 45.83	0.41% (99.13)	Aaa / AAA AAA	4.47 1.78
47800BAC2	John Deere Owner Trust 2022-C A3 5.09% Due 6/15/2027	210,000.00	10/12/2022 5.15%	209,983.70 209,984.23	100.18 5.06%	210,386.21 1,247.05	0.31% 401.98	Aaa / NR AAA	4.54 2.21
92348KAV5	Verizon Master Trust 2022-5 A1A 3.72% Due 7/20/2027	140,000.00	08/02/2022 3.75%	139,993.84 139,994.52	98.12 5.16%	137,365.80 159.13	0.20% (2,628.72)	NR / AAA AAA	4.64 1.62
Total ABS		2,768,739.83	3.48%	2,700,494.99 2,713,226.34	5.21%	2,658,842.39 3,106.52	3.88% (54,383.95)	Aaa / AAA AAA	3.73 1.53

AGENCY									
3130ALRG1	FHLB Note 0.125% Due 3/17/2023	400,000.00	05/09/2022 2.04%	393,559.60 397,804.88	98.76 4.34%	395,048.80 102.78	0.58% (2,756.08)	Aaa / AA+ AAA	0.29 0.29
3137EAEQ8	FHLMC Note 0.375% Due 4/20/2023	500,000.00	04/21/2022 2.09%	491,613.00 496,765.34	98.37 4.65%	491,836.00 213.54	0.72% (4,929.34)	Aaa / AA+ AAA	0.39 0.38
3133EJYL7	FFCB Note 2.8% Due 9/5/2023	95,000.00	04/07/2022 2.27%	95,688.47 95,371.64	98.47 4.86%	93,545.65 635.44	0.14% (1,825.99)	Aaa / AA+ AAA	0.76 0.74
313383YJ4	FHLB Note 3.375% Due 9/8/2023	500,000.00	04/26/2022 2.35%	506,845.00 503,854.60	98.86 4.89%	494,303.00 3,890.63	0.73% (9,551.60)	Aaa / AA+ NR	0.77 0.75
3130APU29	FHLB Note 0.5% Due 11/9/2023	400,000.00	06/28/2022 3.06%	386,424.00 390,649.46	96.02 4.88%	384,071.60 122.22	0.56% (6,577.86)	Aaa / AA+ NR	0.94 0.92
3130AAHE1	FHLB Note 2.5% Due 12/8/2023	150,000.00	04/07/2022 2.43%	150,159.30 150,097.31	97.60 4.94%	146,393.85 1,802.08	0.22% (3,703.46)	Aaa / AA+ NR	1.02 0.98
3133ENWP1	FFCB Note 2.625% Due 5/16/2024	270,000.00	05/10/2022 2.69%	269,635.50 269,734.73	97.13 4.68%	262,249.65 295.31	0.38% (7,485.08)	Aaa / AA+ AAA	1.46 1.41
3133ENYX2	FFCB Note 3.25% Due 6/17/2024	460,000.00	06/15/2022 3.40%	458,707.40 459,002.70	97.95 4.64%	450,577.36 6,810.56	0.67% (8,425.34)	Aaa / AA+ AAA	1.55 1.47
3130ASDS5	FHLB Note 2.75% Due 6/28/2024	500,000.00	06/28/2022 3.22%	495,520.00 496,471.23	97.22 4.60%	486,078.50 6,531.25	0.72% (10,392.73)	Aaa / AA+ NR	1.58 1.50
3130AQMR1	FHLB Callable Note Annual 1/27/2023 1.25% Due 1/27/2025	150,000.00	04/18/2022 2.75%	144,043.95 145,371.43	93.05 4.67%	139,572.00 645.83	0.20% (5,799.43)	Aaa / AA+ NR	2.16 2.08



CUSIP	Security Description	Par Value/Units	Purchase Date Book Yield	Cost Value Book Value	Mkt Price Mkt YTM	Market Value Accrued Int.	% of Port. Gain/Loss	Moody/S&P Fitch	Maturity Duration
AGENCY									
3135G05X7	FNMA Note 0.375% Due 8/25/2025	500,000.00	06/22/2022 3.27%	456,750.00 462,757.98	90.27 4.17%	451,360.50 500.00	0.66% (11,397.48)	Aaa / AA+ AAA	2.74 2.67
3130ALEM2	FHLB Callable Note Qtrly 11/25/2025 0.79% Due 2/25/2026	400,000.00	05/12/2022 2.96%	369,200.00 373,695.38	89.22 4.40%	356,869.20 842.67	0.52% (16,826.18)	Aaa / AA+ NR	3.24 3.12
Total Agency		4,325,000.00	2.76%	4,218,146.22 4,241,576.68	4.61%	4,151,906.11 22,392.31	6.08% (89,670.57)	Aaa / AA+ AAA	1.40 1.35
CMO									
3137B5KW2	FHLMC K035 A2 3.458% Due 8/25/2023	394,851.31	04/29/2022 1.85%	398,568.46 396,927.63	98.82 5.17%	390,196.96 1,137.83	0.57% (6,730.67)	NR / NR AAA	0.73 0.56
3137BTU25	FHLMC K724 A2 3.062% Due 11/25/2023	389,617.94	06/13/2022 3.46%	387,745.94 388,342.71	98.17 5.20%	382,486.38 994.18	0.56% (5,856.33)	NR / NR AAA	0.99 0.77
3137BEVH4	FHLMC K040 A2 3.241% Due 9/25/2024	150,000.00	04/21/2022 2.94%	150,726.56 150,546.36	97.19 4.90%	145,785.90 405.13	0.21% (4,760.46)	NR / NR AAA	1.82 1.61
3137BFE98	FHLMC K041 A2 3.171% Due 10/25/2024	150,000.00	04/21/2022 2.96%	150,480.47 150,362.11	96.89 4.91%	145,330.52 396.38	0.21% (5,031.59)	Aaa / AAA AAA	1.90 1.71
3137BFXT3	FHLMC K042 A2 2.67% Due 12/25/2024	450,000.00	06/22/2022 3.52%	441,070.31 442,649.10	95.92 4.84%	431,625.87 200.25	0.63% (11,023.23)	Aaa / NR NR	2.07 1.84
3137BHCY1	FHLMC K044 A2 2.811% Due 1/25/2025	373,732.26	06/16/2022 4.46%	365,148.10 366,653.12	96.10 4.80%	359,174.57 875.47	0.52% (7,478.55)	NR / NR AAA	2.16 1.91
3137F4WZ1	FHLMC K731 A2 3.6% Due 2/25/2025	395,778.05	05/03/2022 2.67%	400,292.39 399,350.78	97.60 4.79%	386,296.08 1,187.33	0.56% (13,054.70)	NR / NR AAA	2.24 1.88
3137BM7C4	FHLMC K051 A2 3.308% Due 9/25/2025	400,000.00	05/18/2022 3.06%	402,031.25 401,705.44	96.58 4.63%	386,324.52 1,102.67	0.56% (15,380.92)	NR / NR AAA	2.82 2.50
Total CMO		2,703,979.56	3.14%	2,696,063.48 2,696,537.25	4.90%	2,627,220.80 6,299.24	3.84% (69,316.45)	Aaa / AAA AAA	1.84 1.59
CORPORATE									
14913R2D8	Caterpillar Financial Service Note 0.65% Due 7/7/2023	400,000.00	Various 2.41%	391,684.00 395,869.95	97.58 4.76%	390,332.40 1,040.00	0.57% (5,537.55)	A2 / A A	0.60 0.59
02665WCT6	American Honda Finance Note 3.55% Due 1/12/2024	400,000.00	Various 2.77%	405,283.50 403,373.50	98.54 4.91%	394,150.40 5,482.78	0.58% (9,223.10)	A3 / A- A	1.12 1.06



CUSIP	Security Description	Par Value/Units	Purchase Date Book Yield	Cost Value Book Value	Mkt Price Mkt YTM	Market Value Accrued Int.	% of Port. Gain/Loss	Moody/S&P Fitch	Maturity Duration
CORPORATE									
24422EVN6	John Deere Capital Corp Note 0.45% Due 1/17/2024	400,000.00	Various 2.68%	385,011.00 390,250.28	95.46 4.62%	381,825.20 670.00	0.56% (8,425.08)	A2 / A A	1.13 1.10
91159HHV5	US Bancorp Callable Note Cont 1/5/2024 3.375% Due 2/5/2024	150,000.00	04/20/2022 2.95%	151,047.00 150,672.23	98.41 4.78%	147,607.50 1,631.25	0.22% (3,064.73)	A2 / A+ A+	1.18 1.13
637432NL5	National Rural Utilities Callable Note Cont 12/7/2023 2.95% Due 2/7/2024	150,000.00	04/06/2022 2.77%	150,441.00 150,269.10	97.69 4.97%	146,541.60 1,401.25	0.22% (3,727.50)	A1 / A- A+	1.19 1.14
06051GHF9	Bank of America Corp Callable Note 1X 3/5/2023 3.55% Due 3/5/2024	400,000.00	Various 3.24%	401,089.50 400,313.97	99.50 5.46%	397,997.20 3,392.22	0.58% (2,316.77)	A2 / A- AA-	1.26 0.26
89114QCB2	Toronto Dominion Bank Note 3.25% Due 3/11/2024	400,000.00	Various 3.02%	401,620.50 401,102.93	97.94 4.92%	391,774.40 2,888.89	0.57% (9,328.53)	A1 / A AA-	1.28 1.23
037833CU2	Apple Inc Callable Note Cont 3/11/2024 2.85% Due 5/11/2024	450,000.00	06/22/2022 3.23%	446,895.00 447,618.14	97.63 4.56%	439,354.35 712.50	0.64% (8,263.79)	Aaa / AA+ NR	1.45 1.39
747525AT0	Qualcomm Inc Callable Note Cont 3/20/2024 2.9% Due 5/20/2024	400,000.00	Various 2.72%	401,320.00 400,890.28	97.58 4.62%	390,332.00 354.45	0.57% (10,558.28)	A2 / A NR	1.47 1.42
69371RR81	Paccar Financial Corp Note 3.15% Due 6/13/2024	290,000.00	06/06/2022 3.16%	289,933.30 289,948.90	97.81 4.64%	283,651.61 4,263.00	0.42% (6,297.29)	A1 / A+ NR	1.54 1.46
06367TQW3	Bank of Montreal Note 0.625% Due 7/9/2024	425,000.00	04/27/2022 3.22%	401,846.00 408,081.99	93.29 5.02%	396,465.50 1,047.74	0.58% (11,616.49)	A2 / A- AA-	1.61 1.56
79466LAG9	Salesforce.com Inc Callable Note Cont 7/15/2022 0.625% Due 7/15/2024	375,000.00	Various 2.99%	356,177.25 361,188.88	93.81 4.63%	351,768.75 885.42	0.51% (9,420.13)	A2 / A+ NR	1.62 1.58
05531FBH5	Truist Financial Corporation Callable Note Cont 7/1/2024 2.5% Due 8/1/2024	400,000.00	Various 3.07%	395,039.00 396,340.78	96.10 4.96%	384,384.40 3,333.33	0.56% (11,956.38)	A3 / A- A	1.67 1.59
693475AY1	PNC Financial Services Callable Note Cont 10/2/2024 2.2% Due 11/1/2024	150,000.00	04/11/2022 2.99%	147,117.00 147,833.89	95.18 4.86%	142,768.05 275.00	0.21% (5,065.84)	A3 / A- A	1.92 1.84
89236TJT3	Toyota Motor Credit Corp Note 1.45% Due 1/13/2025	150,000.00	04/18/2022 3.00%	143,931.00 145,297.89	93.88 4.51%	140,816.25 833.75	0.21% (4,481.64)	A1 / A+ A+	2.12 2.04
00440EAS6	Chubb INA Holdings Inc Note 3.15% Due 3/15/2025	450,000.00	Various 3.67%	443,992.50 444,943.69	96.66 4.70%	434,961.90 2,992.50	0.64% (9,981.79)	A3 / A A	2.29 2.16



CUSIP	Security Description	Par Value/Units	Purchase Date Book Yield	Cost Value Book Value	Mkt Price Mkt YTM	Market Value Accrued Int.	% of Port. Gain/Loss	Moody/S&P Fitch	Maturity Duration
CORPORATE									
69371RR73	Paccar Financial Corp Note 2.85% Due 4/7/2025	120,000.00	03/31/2022 2.86%	119,968.80 119,975.58	96.24 4.55%	115,491.48 513.00	0.17% (4,484.10)	A1 / A+ NR	2.35 2.23
023135CE4	Amazon.com Inc Note 3% Due 4/13/2025	450,000.00	Various 3.22%	447,451.25 447,808.29	96.88 4.40%	435,939.30 1,800.00	0.64% (11,868.99)	A1 / AA AA-	2.37 2.25
78016EZ59	Royal Bank of Canada Note 3.375% Due 4/14/2025	400,000.00	Various 3.64%	397,033.20 397,613.39	96.82 4.81%	387,272.80 1,762.50	0.57% (10,340.59)	A1 / A AA-	2.37 2.24
06406RBC0	Bank of NY Mellon Corp Callable Note Cont 3/25/2025 3.35% Due 4/25/2025	400,000.00	Various 3.27%	400,918.40 400,729.98	96.91 4.72%	387,640.00 1,340.00	0.57% (13,089.98)	A1 / A AA-	2.40 2.27
808513AX3	Charles Schwab Corp Callable Note Cont 3/21/2025 3.85% Due 5/21/2025	450,000.00	06/22/2022 3.80%	450,561.98 450,472.15	98.29 4.59%	442,308.15 481.25	0.64% (8,164.00)	A2 / A A	2.47 2.33
46647PCH7	JP Morgan Chase & Co Callable Note Cont 6/1/2024 0.824% Due 6/1/2025	400,000.00	Various 3.79%	378,688.50 382,758.39	93.00 5.23%	371,996.40 1,648.00	0.54% (10,761.99)	A1 / A- AA-	2.50 2.39
63743HFE7	National Rural Utilities Note 3.45% Due 6/15/2025	60,000.00	04/27/2022 3.46%	59,983.80 59,986.80	96.41 4.97%	57,845.76 1,190.25	0.09% (2,141.04)	A2 / A- A	2.54 2.35
26442UAA2	Duke Energy Progress LLC Callable Note Cont 5/15/25 3.25% Due 8/15/2025	400,000.00	Various 3.26%	399,859.00 399,876.64	96.55 4.62%	386,214.00 3,827.78	0.57% (13,662.64)	Aa3 / A NR	2.71 2.53
89236TKF1	Toyota Motor Credit Corp Note 3.65% Due 8/18/2025	180,000.00	08/15/2022 3.68%	179,838.00 179,853.52	97.44 4.66%	175,388.22 1,879.75	0.26% (4,465.30)	A1 / A+ A+	2.72 2.52
931142EW9	Wal-Mart Stores Note 3.9% Due 9/9/2025	100,000.00	09/06/2022 3.92%	99,930.00 99,935.30	98.76 4.38%	98,755.40 888.33	0.15% (1,179.90)	Aa2 / AA AA	2.78 2.58
437076CR1	Home Depot Callable Note Cont 8/15/2025 4% Due 9/15/2025	450,000.00	09/14/2022 4.12%	448,560.00 448,656.26	99.16 4.32%	446,224.95 3,600.00	0.66% (2,431.31)	A2 / A A	2.79 2.59
63743HFF4	National Rural Utilities Note 5.45% Due 10/30/2025	145,000.00	10/20/2022 5.50%	144,805.70 144,811.20	101.46 4.90%	147,123.82 680.49	0.22% 2,312.62	A2 / A- A	2.92 2.66
637432NG6	National Rural Utilities Callable Note Cont 8/1/2025 3.25% Due 11/1/2025	60,000.00	04/14/2022 3.31%	59,880.00 59,900.99	95.43 4.95%	57,259.26 162.50	0.08% (2,641.73)	A1 / A- A+	2.92 2.73
756109BE3	Realty Income Corp Callable Note Cont 9/1/2025 4.625% Due 11/1/2025	400,000.00	09/20/2022 4.64%	399,764.00 399,778.54	99.54 4.79%	398,157.20 1,541.67	0.58% (1,621.34)	A3 / A- NR	2.92 2.69



CUSIP	Security Description	Par Value/Units	Purchase Date Book Yield	Cost Value Book Value	Mkt Price Mkt YTM	Market Value Accrued Int.	% of Port. Gain/Loss	Moody/S&P Fitch	Maturity Duration
CORPORATE									
61747YET8	Morgan Stanley Callable Note Cont 7/17/2025 4.679% Due 7/17/2026	400,000.00	09/20/2022 5.23%	395,440.00 395,668.98	98.86 5.14%	395,449.20 6,810.54	0.59% (219.78)	A1 / A- A+	3.63 2.40
665859AW4	Northern Trust Company Callable Note Cont 4/10/2027 4% Due 5/10/2027	450,000.00	Various 3.99%	450,269.40 450,249.93	97.92 4.52%	440,652.60 1,050.00	0.64% (9,597.33)	A2 / A+ A+	4.44 4.01
91324PEG3	United Health Group Inc Callable Note Cont 4/15/2027 3.7% Due 5/15/2027	115,000.00	05/17/2022 3.69%	115,055.80 115,049.83	96.93 4.47%	111,465.26 189.11	0.16% (3,584.57)	A3 / A+ A	4.46 4.05
Total Corporate		10,370,000.00	3.43%	10,260,435.38 10,287,122.17	4.76%	10,069,915.31 60,569.25	14.75% (217,206.86)	A1 / A A+	2.14 1.94
LAIF									
90LAIF\$00	Local Agency Investment Fund State Pool	32,040,994.08	Various 2.06%	32,040,994.08 32,040,994.08	1.00 2.06%	32,040,994.08 100,775.88	46.81% 0.00	NR / NR NR	0.00 0.00
Total LAIF		32,040,994.08	2.06%	32,040,994.08 32,040,994.08	2.06%	32,040,994.08 100,775.88	46.81% 0.00	NR / NR NR	0.00 0.00
MONEY MARKET FUND									
31846V807	First American Treasury MMF Class Y	228,785.27	Various 3.43%	228,785.27 228,785.27	1.00 3.43%	228,785.27 0.00	0.33% 0.00	Aaa / AA+ AAA	0.00 0.00
Total Money Market Fund		228,785.27	3.43%	228,785.27 228,785.27	3.43%	228,785.27 0.00	0.33% 0.00	Aaa / AA+ AAA	0.00 0.00
SUPRANATIONAL									
4581X0EE4	Inter-American Dev Bank Note 3.25% Due 7/1/2024	365,000.00	06/22/2022 3.26%	364,963.50 364,971.14	97.92 4.62%	357,412.75 4,942.71	0.53% (7,558.39)	Aaa / AAA AAA	1.59 1.50
Total Supranational		365,000.00	3.26%	364,963.50 364,971.14	4.62%	357,412.75 4,942.71	0.53% (7,558.39)	Aaa / AAA AAA	1.59 1.50



CUSIP	Security Description	Par Value/Units	Purchase Date Book Yield	Cost Value Book Value	Mkt Price Mkt YTM	Market Value Accrued Int.	% of Port. Gain/Loss	Moody/S&P Fitch	Maturity Duration
US TREASURY									
912828YW4	US Treasury Note 1.625% Due 12/15/2022	750,000.00	Various 1.84%	749,218.75 749,937.96	99.93 3.36%	749,458.50 5,627.56	1.10% (479.46)	Aaa / AA+ AAA	0.04 0.04
912828ZH6	US Treasury Note 0.25% Due 4/15/2023	750,000.00	Various 2.31%	736,835.93 744,385.12	98.43 4.53%	738,193.50 242.10	1.08% (6,191.62)	Aaa / AA+ AAA	0.37 0.37
912828VB3	US Treasury Note 1.75% Due 5/15/2023	750,000.00	Various 2.29%	746,220.70 748,187.10	98.73 4.57%	740,478.75 580.11	1.08% (7,708.35)	Aaa / AA+ AAA	0.45 0.45
912828ZU7	US Treasury Note 0.25% Due 6/15/2023	750,000.00	Various 2.42%	732,832.04 741,418.28	97.68 4.65%	732,568.50 865.78	1.07% (8,849.78)	Aaa / AA+ AAA	0.54 0.53
91282CAF8	US Treasury Note 0.125% Due 8/15/2023	750,000.00	Various 2.44%	728,574.22 737,998.41	96.79 4.78%	725,947.50 275.13	1.06% (12,050.91)	Aaa / AA+ AAA	0.71 0.69
91282CAP6	US Treasury Note 0.125% Due 10/15/2023	220,000.00	05/04/2022 2.62%	212,274.22 215,346.97	96.05 4.80%	211,303.18 35.51	0.31% (4,043.79)	Aaa / AA+ AAA	0.87 0.85
91282CAW1	US Treasury Note 0.25% Due 11/15/2023	750,000.00	Various 2.62%	723,837.89 733,464.23	95.80 4.78%	718,535.25 82.86	1.05% (14,928.98)	Aaa / AA+ AAA	0.96 0.94
91282CBV2	US Treasury Note 0.375% Due 4/15/2024	750,000.00	Various 2.70%	717,480.47 726,869.68	94.39 4.64%	707,900.25 363.15	1.03% (18,969.43)	Aaa / AA+ AAA	1.38 1.34
91282CCG4	US Treasury Note 0.25% Due 6/15/2024	775,000.00	Various 2.92%	733,680.66 744,376.29	93.63 4.58%	725,593.75 894.64	1.06% (18,782.54)	Aaa / AA+ AAA	1.54 1.50
91282CCT6	US Treasury Note 0.375% Due 8/15/2024	750,000.00	Various 2.78%	711,445.31 720,331.56	93.29 4.50%	699,668.25 825.41	1.02% (20,663.31)	Aaa / AA+ AAA	1.71 1.67
91282CCX7	US Treasury Note 0.375% Due 9/15/2024	750,000.00	Various 2.83%	708,437.50 718,306.03	93.07 4.44%	698,056.50 598.23	1.02% (20,249.53)	Aaa / AA+ AAA	1.79 1.75
91282CDB4	US Treasury Note 0.625% Due 10/15/2024	750,000.00	Various 2.88%	711,455.08 719,570.99	93.28 4.40%	699,579.75 605.25	1.02% (19,991.24)	Aaa / AA+ AAA	1.88 1.82
91282CDH1	US Treasury Note 0.75% Due 11/15/2024	750,000.00	Various 2.93%	710,820.32 719,429.36	93.23 4.39%	699,228.75 248.61	1.02% (20,200.61)	Aaa / AA+ AAA	1.96 1.91
91282CDN8	US Treasury Note 1% Due 12/15/2024	750,000.00	Various 3.13%	711,869.14 718,844.15	93.54 4.34%	701,572.50 3,463.11	1.03% (17,271.65)	Aaa / AA+ AAA	2.04 1.97
91282CDS7	US Treasury Note 1.125% Due 1/15/2025	775,000.00	Various 3.01%	737,794.93 745,344.01	93.55 4.33%	725,018.70 3,293.22	1.06% (20,325.31)	Aaa / AA+ AAA	2.13 2.05
91282CDZ1	US Treasury Note 1.5% Due 2/15/2025	750,000.00	Various 2.88%	723,125.00 728,142.09	94.12 4.32%	705,879.00 3,301.63	1.03% (22,263.09)	Aaa / AA+ AAA	2.21 2.12



CUSIP	Security Description	Par Value/Units	Purchase Date Book Yield	Cost Value Book Value	Mkt Price Mkt YTM	Market Value Accrued Int.	% of Port. Gain/Loss	Moody/S&P Fitch	Maturity Duration
US TREASURY									
91282CED9	US Treasury Note 1.75% Due 3/15/2025	750,000.00	Various 2.93%	726,035.16 730,690.77	94.60 4.25%	709,482.75 2,791.77	1.04% (21,208.02)	Aaa / AA+ AAA	2.29 2.20
91282CEH0	US Treasury Note 2.625% Due 4/15/2025	500,000.00	06/28/2022 3.23%	491,933.59 493,158.17	96.35 4.26%	481,758.00 1,694.71	0.70% (11,400.17)	Aaa / AA+ AAA	2.38 2.26
912828XB1	US Treasury Note 2.125% Due 5/15/2025	750,000.00	Various 3.09%	729,971.68 733,174.88	95.15 4.22%	713,613.00 704.42	1.04% (19,561.88)	Aaa / AA+ AAA	2.46 2.36
91282CEU1	US Treasury Note 2.875% Due 6/15/2025	670,000.00	06/28/2022 3.22%	663,457.03 664,394.33	96.91 4.17%	649,271.54 8,894.43	0.96% (15,122.79)	Aaa / AA+ AAA	2.54 2.38
91282CAB7	US Treasury Note 0.25% Due 7/31/2025	800,000.00	Various 3.08%	732,058.59 742,946.85	90.30 4.12%	722,437.60 668.48	1.05% (20,509.25)	Aaa / AA+ AAA	2.67 2.60
91282CFP1	US Treasury Note 4.25% Due 10/15/2025	600,000.00	10/18/2022 4.46%	596,554.69 596,690.36	100.37 4.11%	602,203.20 3,292.58	0.88% 5,512.84	Aaa / AA+ AAA	2.88 2.67
91282CFW6	US Treasury Note 4.5% Due 11/15/2025	750,000.00	11/09/2022 4.55%	748,945.31 748,960.71	101.13 4.09%	758,437.50 1,491.71	1.11% 9,476.79	Aaa / AA+ AAA	2.96 2.74
91282CBT7	US Treasury Note 0.75% Due 3/31/2026	750,000.00	Various 2.97%	690,097.65 697,997.84	89.93 4.01%	674,443.50 958.11	0.98% (23,554.34)	Aaa / AA+ AAA	3.33 3.23
Total US Treasury		17,090,000.00	2.91%	16,474,955.86 16,619,966.14	4.35%	16,290,629.72 41,798.51	23.79% (329,336.42)	Aaa / AA+ AAA	1.75 1.68
TOTAL PORTFOLIO		69,892,498.74	2.62%	68,984,838.78 69,193,179.07	3.41%	68,425,706.43 239,884.42	100.00% (767,472.64)	Aa2 / AA AAA	1.04 0.90
TOTAL MARKET VALUE PLUS ACCRUED						68,665,590.85			

Accounts Payable

Checks by Date - Detail by Check Date

User: wclayton
 Printed: 12/27/2022 2:56 PM

Beaumont-Cherry Valley Water District

560 Magnolia Avenue
 Beaumont CA 92223
 (951) 845-9581
 www.bcvwd.org



Check No	Vendor No	Vendor Name	Check Date	Void Checks	Check Amount
	Invoice No	Description	Reference		
ACH	10138 HW201 Nov 2022	ARCO Business Solutions ARCO Fuel Charges 11/22-11/28/2022	12/01/2022		2,320.04
Total for this ACH Check for Vendor 10138:				0.00	2,320.04
13397	UB*05120	James Cockerham Refund Check	12/01/2022		0.10
Total for Check Number 13397:				0.00	0.10
13398	UB*05122	Janice Crump Refund Check	12/01/2022		0.02
Total for Check Number 13398:				0.00	0.02
13399	UB*05123	Joshua Hart Refund Check Refund Check Refund Check Refund Check Refund Check Refund Check	12/01/2022		25.87 12.16 142.87 90.00 16.92 52.50
Total for Check Number 13399:				0.00	340.32
13400	UB*05119	April Jocson Refund Check	12/01/2022		40.09
Total for Check Number 13400:				0.00	40.09
13401	AR-McCl 09072022	BCVWD/John McClure AR Refund	12/01/2022		275.03
Total for Check Number 13401:				0.00	275.03
13402	UB*05124	Selena Valenzuela Refund Check Refund Check Refund Check Refund Check Refund Check	12/01/2022		4.65 11.69 18.27 8.58 6.82
Total for Check Number 13402:				0.00	50.01
13403	UB*05121	Nico Vassol Refund Check	12/01/2022		0.06
Total for Check Number 13403:				0.00	0.06
13404	10893 701084448039	Anthem Blue Cross EAP EAP Dec 2022	12/01/2022		83.70
Total for Check Number 13404:				0.00	83.70

Check No	Vendor No	Vendor Name	Check Date	Void Checks	Check Amount
13405	10894 0001595376	Liberty Dental Plan Liberty Dental - Dec 2022	12/01/2022		289.26
Total for Check Number 13405:				0.00	289.26
13406	10170 12052022	Secretary of State Notary Test Fee - E Gonzales	12/01/2022		40.00
Total for Check Number 13406:				0.00	40.00
Total for 12/1/2022:				0.00	3,438.63
ACH	10085	CalPERS Retirement System	12/08/2022		
	1002256603	PR Batch 00001.12.2022 CalPERS 1% ER Paid			0.59
	1002256603	PR Batch 00001.12.2022 CalPERS 7.5% EE PEPRA			3,698.33
	1002256603	PR Batch 00001.12.2022 CalPERS 8% ER Paid			1,026.42
	1002256603	PR Batch 00001.12.2022 CalPERS ER PEPRA			4,038.59
	1002256603	PR Batch 00001.12.2022 CalPERS 1% ER Paid			216.00
	1002256603	PR Batch 00001.12.2022 CalPERS 7% EE Deduction			4.12
	1002256603	PR Batch 00001.12.2022 CalPERS 7% EE Deduction			1,512.10
	1002256603	PR Batch 00001.12.2022 CalPERS ER Paid Classic			9.35
	1002256603	PR Batch 00001.12.2022 CalPERS ER Paid Classic			9,440.07
	1002256603	PR Batch 00001.12.2022 CalPERS 8% EE Paid			1,995.19
Total for this ACH Check for Vendor 10085:				0.00	21,940.76
ACH	10087	EDD	12/08/2022		
	1-474-024-672	PR Batch 00001.12.2022 CA SDI			1,823.01
	1-474-024-672	PR Batch 00001.12.2022 State Income Tax			10,945.28
	1-474-024-672	PR Batch 00001.12.2022 CA SDI			0.65
Total for this ACH Check for Vendor 10087:				0.00	12,768.94
ACH	10094	U.S. Treasury	12/08/2022		
	270274221089296	PR Batch 00001.12.2022 Federal Income Tax			25,013.38
	270274221089296	PR Batch 00001.12.2022 FICA Employer Portion			10,393.03
	270274221089296	PR Batch 00001.12.2022 FICA Employee Portion			3.75
	270274221089296	PR Batch 00001.12.2022 Medicare Employee Portion			0.88
	270274221089296	PR Batch 00001.12.2022 Medicare Employer Portion			0.88
	270274221089296	PR Batch 00001.12.2022 FICA Employee Portion			10,393.03
	270274221089296	PR Batch 00001.12.2022 FICA Employer Portion			3.75
	270274221089296	PR Batch 00001.12.2022 Medicare Employer Portion			2,890.50
	270274221089296	PR Batch 00001.12.2022 Medicare Employee Portion			2,974.66
Total for this ACH Check for Vendor 10094:				0.00	51,673.86
ACH	10141	Ca State Disbursement Unit	12/08/2022		
	42150906	PR Batch 00001.12.2022 Garnishment			288.46
	42150910	PR Batch 00001.12.2022 Garnishment			487.84
Total for this ACH Check for Vendor 10141:				0.00	776.30
ACH	10203	Voya Financial	12/08/2022		
	VB1450PP25 2022	PR Batch 00001.12.2022 Deferred Comp			350.00
Total for this ACH Check for Vendor 10203:				0.00	350.00
ACH	10264	CalPERS Supplemental Income Plans	12/08/2022		
	1002256599	PR Batch 00001.12.2022 CalPERS 457			1,774.94
	1002256599	PR Batch 00001.12.2022 457 Catch-Up			417.49
	1002256599	PR Batch 00001.12.2022 ROTH-Post-Tax			75.00
	1002256599	PR Batch 00001.12.2022 457 Loan Repayment			170.83
	1002256599	PR Batch 00001.12.2022 CalPERS 457 %			96.48
	1002256599	PR Batch 00001.12.2022 ROTH % Deduction			83.70
Total for this ACH Check for Vendor 10264:				0.00	2,618.44

Check No	Vendor No	Vendor Name	Check Date	Void Checks	Check Amount
ACH	10895	Basic Pacific	12/08/2022		
	2013688	PR Batch 00001.12.2022 Flexible Spending Account (PT)			164.89
	2013688	PR Batch 00001.12.2022 Flexible Spending Account (PT)-EE LOA			25.00
Total for this ACH Check for Vendor 10895:				0.00	189.89
ACH	10984	MidAmerica Administrative & Retirement Solutions	12/08/2022		
	1670366591833	PR Batch 00001.12.2022 401(a) Deferred Comp			1,043.60
Total for this ACH Check for Vendor 10984:				0.00	1,043.60
ACH	10138	ARCO Business Solutions	12/08/2022		
	HW201 Dec 2022	ARCO Fuel Charges 11/29-12/05/2022			2,305.52
Total for this ACH Check for Vendor 10138:				0.00	2,305.52
ACH	10901	Ameritas Life Insurance Corp.	12/08/2022		
	12012022 Dental	Ameritas Dental Dec 2022			2,142.24
	12012022 Vision	Ameritas Vision Dec 2022			488.72
Total for this ACH Check for Vendor 10901:				0.00	2,630.96
ACH	10902	Colonial Life	12/08/2022		
	53743681113321	Col Life Premiums Nov 2022			4,740.24
Total for this ACH Check for Vendor 10902:				0.00	4,740.24
ACH	10903	The Lincoln National Life Insurance Company	12/08/2022		
	4482060256	Life & ADD EE/ER Insurance Dec 2022			692.09
Total for this ACH Check for Vendor 10903:				0.00	692.09
ACH	10288	CalPERS Health Fiscal Services Division	12/08/2022		
	142899937	Admin Fee for Health Ins Dec 2022			213.75
	142899937	Admin Fee for Retired Emp Health Ins Dec 2022			18.05
	142899937	Active Employees Health Ins Dec 2022			64,780.68
	142899937	Retired Employees Health Ins Dec 2022			2,370.00
	142899939	Active Non CalPERS Member Health Ins Dec 2022			1,871.43
	142899939	Admin Fee Non CalPERS Member Health Ins Dec 2022			6.18
Total for this ACH Check for Vendor 10288:				0.00	69,260.09
ACH	10288	CalPERS Health Fiscal Services Division	12/08/2022		
	142899937	Admin Fee for Health Ins Dec 2022 - Correction			0.03
Total for this ACH Check for Vendor 10288:				0.00	0.03
2057	10387	Franchise Tax Board	12/08/2022		
	PP25 2022	PR Batch 00001.12.2022 Garnishment FTB			109.03
Total for Check Number 2057:				0.00	109.03
13407	UB*05125	Horne LLP dba CA LIHWAP	12/08/2022		
		Refund Check			69.39
Total for Check Number 13407:				0.00	69.39
13408	10000	A C Propane Co	12/08/2022		
	241472	Propane Refill Dec 2022 - 9781 Avenida Miravilla			340.52
	241472	Propane Refill Dec 2022 - 9781 Avenida Miravilla			340.52
	241472	Propane Refill Dec 2022 - 9781 Avenida Miravilla			-340.52
	241474	Propane Refill Dec 2022 - 13697 Oak Glen Rd			-450.19
	241474	Propane Refill Dec 2022 - 13697 Oak Glen Rd			450.19
	241474	Propane Refill Dec 2022 - 13697 Oak Glen Rd			505.31
	241475	Propane Refill Dec 2022 - 13695 Oak Glen Rd			-419.92
	241475	Propane Refill Dec 2022 - 13695 Oak Glen Rd			419.92
	241475	Propane Refill Dec 2022 - 13695 Oak Glen Rd			419.92
Total for Check Number 13408:				0.00	1,265.75

Check No	Vendor No	Vendor Name	Check Date	Void Checks	Check Amount
13409	10001	Action True Value Hardware	12/08/2022		
	11302022	Supplies - Maint & Repair - Pipelines & Fire Hydrants			19.51
	11302022	Supplies - NCRF Maintenance			5.64
	11302022	Supplies - Landscape Maintenance			19.38
	11302022	Supplies - General Supplies			43.91
Total for Check Number 13409:				0.00	88.44
13410	10962	The ADT Security Corporation	12/08/2022		
	147887659	Fire Suppression Alarm System - 560 Magnolia Ave			1,974.00
Total for Check Number 13410:				0.00	1,974.00
13411	10003	All Purpose Rental	12/08/2022		
	51402	Saw Blade - Districtwide			28.93
Total for Check Number 13411:				0.00	28.93
13412	10144	AlSCO Inc	12/08/2022		
	LYUM1674187	Cleaning Mats/Shop Towels 12th/Palm Nov 2022			39.58
	LYUM1674188	Cleaning Mats/Air Fresheners 560 Magnolia Nov 2022			55.36
	LYUM1677605	Cleaning Mats/Shop Towels 12th/Palm Nov 2022			40.55
	LYUM1677606	Cleaning Mats/Air Fresheners 560 Magnolia Nov 2022			56.87
Total for Check Number 13412:				0.00	192.36
13413	10420	Amazon Capital Services, Inc.	12/08/2022		
	13H3-T34H-33C9	Reflective Photo Eye - District Buildings			220.89
	13LV-4CKR-743D	Motion Security Lights - District Buildings			215.48
	1LMP-QJ64-4WKC	Office Supplies			31.20
	1Q17-VGH6-1RHK	Motion Security Lights - District Buildings			312.59
	1RHC-N9GG-3H4W	Thermal Imager			878.90
	1XMY-NLCJ-WJCG	Well Rail Power Supply - Returned			-99.80
Total for Check Number 13413:				0.00	1,559.26
13414	10272	Babcock Laboratories Inc	12/08/2022		
	11302022	12 SOC Samples			4,868.70
	11302022	4 Nitrate Samples			70.56
	11302022	77 Coliform Water Samples			3,565.87
Total for Check Number 13414:				0.00	8,505.13
13415	10283	BCVWD Custodian of Petty Cash	12/08/2022		
	11282022	Postage - Engineering Agreements			1.32
	11282022	Water - Board Meetings			18.76
	11282022	Water - Board Meetings			9.72
Total for Check Number 13415:				0.00	29.80
13416	10271	Beaumont Ace Home Center	12/08/2022		
	11302022	Maint & Repair - 560 Magnolia Ave Supplies			41.22
	11302022	Landscape Maint Supplies			51.60
	11302022	Production Small Tools Supplies			417.17
	11302022	Maint & Repair - General Equipment Supplies			26.91
	11302022	General Supplies			377.99
	11302022	Meter Maint & Service Supplies			20.19
	11302022	Maint & Repair - Pumping Equip Supplies			178.19
	11302022	Maint & Repair - Pumping Equip Supplies			21.91
	11302022	Materials - MDP Line 16 Pipeline Replacement Project			208.02
	11302022	NCRF/Canyon Maint Supplies			38.22
	11302022	Maint & Repair - 851 E 6th St Supplies			5.05
	11302022	General Safety Supplies			342.46
	11302022	Transmission & Distribution Small Tools Supplies			48.45
Total for Check Number 13416:				0.00	1,777.38

Check No	Vendor No	Vendor Name	Check Date	Void Checks	Check Amount
13417	10382 1780	Beaumont Power Equipment Inc Trimmer Line - District Weed Eaters	12/08/2022		109.84
Total for Check Number 13417:				0.00	109.84
13418	11075 206699	Bonafide Enterprises INC Maintenance Inspection - Unit 21/OD 217,508	12/08/2022		125.00
Total for Check Number 13418:				0.00	125.00
13419	10774 725685 725687	Jesus Camacho (25) Truck Washes Nov 2022 (24) Truck Washes Nov 2022	12/08/2022		315.00 298.00
Total for Check Number 13419:				0.00	613.00
13420	10822 29510437 29510437 29510437 29510437 29510438 29510438	Canon Financial Services, Inc Meter Usage - 10/01-10/31/2022 Meter Usage - 10/01-10/31/2022 Contract Charge - 11/01-11/30/2022 - 851 E 6th St Contract Charge - 11/01-11/30/2022 - 560 Magnolia Ave Meter Usage - 10/01-10/31/2022 Contract Charge - 11/01-11/30/2022 - 12th/Palm	12/08/2022		811.09 136.23 238.56 329.33 145.82 235.78
Total for Check Number 13420:				0.00	1,896.81
13421	10614 40198	Cherry Valley Automotive Flat Repair - Unit 35/OD 35,689	12/08/2022		10.00
Total for Check Number 13421:				0.00	10.00
13422	10351 T1-0268275	Cherry Valley Nursery & Landscape Supply Main Line Leak Repair - 8th St and Palm Ave	12/08/2022		90.36
Total for Check Number 13422:				0.00	90.36
13423	10016 EP2022-0298	City of Beaumont EP0298 - 1275 Michigan Ave in Alley	12/08/2022		490.63
Total for Check Number 13423:				0.00	490.63
13424	10112 857535	Cla-Val Parts - Pressure Reducing Station Repair	12/08/2022		7,257.22
Total for Check Number 13424:				0.00	7,257.22
13425	10266 18280	Cozad & Fox Inc. Design & Engineering Services - 2020/2021 Pipeline Rplcmnt Proj	12/08/2022		5,423.90
Total for Check Number 13425:				0.00	5,423.90
13426	10390 S1496915.001 S1496915.002	Dangelo Company Parts - Service Repair Parts - Service Line Repair	12/08/2022		92.26 73.73
Total for Check Number 13426:				0.00	165.99
13427	10942 0004309940 0004309941	Diamond Environmental Services LP (1) Rental and Service Portable Restroom - 11/21-12/18/2022 (2) Rental and Service Handicap Restrooms - 11/21-12/18/2022	12/08/2022		102.06 271.10
Total for Check Number 13427:				0.00	373.16

Check No	Vendor No	Vendor Name	Check Date	Void Checks	Check Amount
13428	10244	Fiserv Inc	12/08/2022		
	11182022	Replacement for customer NSF - 15025349833			20.00
	12012022	Replacement for customer NSF - 1120708139			99.13
	12082022	Replacement for customer NSF - 15025349833			20.00
Total for Check Number 13428:				0.00	139.13
13429	10600	Gaicho Pest Control Inc.	12/08/2022		
	12052022	NCR I Rodent Control Dec 2022			1,000.00
Total for Check Number 13429:				0.00	1,000.00
13430	10303	Grainger Inc	12/08/2022		
	9536076582	1-1/2 HP Pump - Well 23 Chlorinator			1,942.13
Total for Check Number 13430:				0.00	1,942.13
13431	10321	Julian Herrera Jr	12/08/2022		
	12022022	Boot Reimbursement - J Herrera			200.00
Total for Check Number 13431:				0.00	200.00
13432	10937	Industrial Fire Protection	12/08/2022		
	1186	Annual Extinguisher Stored Pressure			499.50
	1186	Annual Extinguisher Maintenance Performed			4,101.00
Total for Check Number 13432:				0.00	4,600.50
13433	10398	Infosend, Inc	12/08/2022		
	224913	Nov 2022 Supply Charges for Utility Billing			780.26
	224913	Nov 2022 Processing Fee for Utility Billing			1,056.49
	224914	Nov 2022 Postage Charges for Utility Billing			5,255.45
Total for Check Number 13433:				0.00	7,092.20
13434	10273	Inland Water Works Supply Co.	12/08/2022		
	S1053281.003	Meter Coupling 1 X 2			567.05
	S1054187.005	1 x 5 U Branch			402.95
	S1054187.006	1 x 5 U Branch			4,513.05
	S1054917.009	1 x 5 U Branch			8,059.01
	S1054918.003	1 x 5 U Branch			8,059.01
	S1056420.003	Materials - 5th St from California Ave to Michigan Ave			37,786.13
	S1056854.003	Materials - Appletree Lane Pipeline Replacement			63,197.00
	S1059626.015	Materials - 5th St from California Ave to Michigan Ave			778.93
	S1059626.016	Materials - 5th St from California Ave to Michigan Ave			937.16
	S1059626.017	Materials - 5th St from California Ave to Michigan Ave			18,797.26
	S1059626.018	Materials - 5th St from California Ave to Michigan Ave			16,447.60
	S1059672.005	Materials - Michigan Ave from 5th St to 6th St			1,009.48
	S1059798.003	Curb Stop Lockwing FIP X FIP 1 Style (Lock-Off)			110.65
	S1059798.004	Curb Stop Lockwing FIP X FIP 1 Style (Lock-Off)			885.22
	S1060622.002	3/4" X 1/16" Neoprene Meter Gasket			295.67
	S1060622.002	3/4" X 1/16" Plastic Meter Gasket			49.42
	S1060622.002	1" X 1/16" Plastic Meter Gasket			80.25
	S1060644.006	Materials - 2022-2023 Service Replacements			1,617.20
Total for Check Number 13434:				0.00	163,593.04
13435	10148	MCC Equipment Rentals Inc.	12/08/2022		
	222-33-1	Retention - Contract Labor - MDP Line 16 Pipeline Relocation			-10,794.96
	222-33-1	Contract Labor - MDP Line 16 Pipeline Relocation Project			215,899.26
	222-33-A	4 8 X1 Saddles			379.84
	222-33-A	44 8 X1 Saddles			4,178.24
	222-33-A	Sales Tax - 48 8X1 Saddles			-327.84
Total for Check Number 13435:				0.00	209,334.54

Check No	Vendor No	Vendor Name	Check Date	Void Checks	Check Amount
13436	11130 12022022	Michael Custer Remove/Cut Branches Encroaching on Cust Property	12/08/2022		700.00
Total for Check Number 13436:				0.00	700.00
13437	10055 6885	Nino's Shell Fuel Charges 02/17 - 09/21/2022	12/08/2022		956.87
Total for Check Number 13437:				0.00	956.87
13438	10056 W8776935 W8776935 W8854835 W8854835	RDO Equipment Co. Trust# 80-5800 2000 Hr. Maintenance - John Deere Backhoe Labor - 2000 Hr. Maintenance - John Deere Backhoe E Brake/Seat Repairs - John Deere Backhoe Labor - E Brake/Seat Repairs - John Deere Backhoe	12/08/2022		1,322.41 2,460.00 1,059.17 1,320.00
Total for Check Number 13438:				0.00	6,161.58
13439	10223 239248	Richards, Watson & Gershon Legal Services Sept 2022 Board Approval 11/09/2022	12/08/2022		8,714.20
Total for Check Number 13439:				0.00	8,714.20
13440	10171 10312022	Riverside Assessor - County Recorder Oct 2022 Lien Fees	12/08/2022		80.00
Total for Check Number 13440:				0.00	80.00
13441	10527 61153901 61194363	Robert Half Talent Solutions Temp Engineering Admin - 11/21-11/23/2022 Temp Engineering Admin - 11/28-12/01/2022	12/08/2022		191.60 1,582.44
Total for Check Number 13441:				0.00	1,774.04
13442	10317 191814 191814	Robertson's Ready Mix Sand for Main Line Leaks Sand for Service Lines	12/08/2022		1,587.87 1,587.85
Total for Check Number 13442:				0.00	3,175.72
13443	11017 426224 426224	SOLV- Business Solutions 2022 Tax Forms Sales Tax - 2022 Tax Forms	12/08/2022		117.28 -8.44
Total for Check Number 13443:				0.00	108.84
13444	10431 40180	Southern California West Coast Electric 20% Progress - Electrical for Inventory Warehouse Upgrade	12/08/2022		12,020.00
Total for Check Number 13444:				0.00	12,020.00
13445	10063 1261331 1266246 1266248 1267569 1267652 1267653 1268940 1273270	The Record Gazette Social Media/Public Outreach RFP Professional Audit Services RFP Actuarial Services/OPEB RFP Board Per Diem Public Hearing Notice Professional Audit Services RFP Actuarial Services/OPEB RFP Notice of Unclaimed Funds Notice Inviting Bids - 2017 Pipeline Replacement Project	12/08/2022		642.44 318.83 318.83 304.00 333.18 318.83 508.00 1,252.00
Total for Check Number 13445:				0.00	3,996.11

Check No	Vendor No	Vendor Name	Check Date	Void Checks	Check Amount
13446	10255	Unlimited Services Building Maintenance	12/08/2022		
	0461580-IN	Dec 2022 Janitorial Services for 815 E 12th St			150.00
	0461581-IN	Dec 2022 Janitorial Services for 560 Magnolia Ave			845.00
	0461719-IN	Dec 2022 Janitorial Services for 851 E 6th St			160.00
Total for Check Number 13446:				0.00	1,155.00
13447	10778	Urban Habitat	12/08/2022		
	7736	Landscape Contract Service - Nov 2022			5,140.50
Total for Check Number 13447:				0.00	5,140.50
13448	10421	Vulcan Materials Company	12/08/2022		
	73490245	Temp Asphalt			1,230.97
	73490245	Temp Asphalt			1,230.98
Total for Check Number 13448:				0.00	2,461.95
13449	10385	Waterline Technologies, Inc. - PSOC	12/08/2022		
	5611586	Parts - District Chlorinators			364.41
Total for Check Number 13449:				0.00	364.41
Total for 12/8/2022:				0.00	637,856.86
ACH	10030	Southern California Edison	12/12/2022		
	700154530138Nov	Electricity 10/19-11/17/2022 - 815 E 12th Ave			502.96
	700154530138Nov	Electricity 10/19-11/21/2022 - Wells			120,515.34
	700154530138Nov	Electricity 10/24-11/21/2022 - 9781 Avenida Miravilla			110.03
	700154530138Nov	Electricity 10/24-11/21/2022 - 560 Magnolia Ave			1,773.20
	700154530138Nov	Electricity 10/24-11/21/2022 - Well 25			46,189.30
	700154530138Nov	Electricity 10/24-11/21/2022 - 851 E 6th St			196.13
	700359906319Nov	Electricity 10/24-11/21/2022 - 13695 Oak Glen Rd			184.87
	700359906319Nov	Electricity 10/24-11/21/2022 - 13697 Oak Glen Rd			151.82
	700359906319Nov	Electricity 10/24-11/21/2022 - 12303 Oak Glen Rd			318.65
Total for this ACH Check for Vendor 10030:				0.00	169,942.30
ACH	10031	Staples Business Advantage	12/12/2022		
	3522576183	Office Supplies			234.30
	3523021189	Office Supplies			25.96
	3523512675	Office Supplies			344.95
	3523512677	Office Supplies			8.61
	3524010791	Office Supplies			10.47
Total for this ACH Check for Vendor 10031:				0.00	624.29
ACH	10042	Southern California Gas Company	12/12/2022		
	07132135000Nov	Monthly Gas Charges 10/26-11/28/2022			16.27
Total for this ACH Check for Vendor 10042:				0.00	16.27
ACH	10052	Home Depot Credit Services	12/12/2022		
	11302022	Storage Tote - 12th/Palm			120.51
	11302022	Stucco/Paint - Well 22 Building			27.60
	11302022	Extension Cord/Drill Bit - Field Staff			162.67
	11302022	Replace Toilet - 12303 Oak Glen Rd			192.87
	11302022	Fix a Flat - Fleet Maintenance			11.82
	11302022	Disinfecting Wipes - 12th/Palm			105.25
	11302022	Pending Credit Received			-29.00
Total for this ACH Check for Vendor 10052:				0.00	591.72

Check No	Vendor No	Vendor Name	Check Date	Void Checks	Check Amount
ACH	10132	South Coast AQMD	12/12/2022		
	4083152	ICE (50-500 HP) EM Elec Gen - Nat Gas - Fac ID 26688 - Well 21			468.76
	4084420	Flat Fee For Last Fiscal Year Emissions - Fac ID 26688 - Well 21			151.85
Total for this ACH Check for Vendor 10132:				0.00	620.61
ACH	10147	Online Information Services, Inc	12/12/2022		
	1162607	171 Credit Reports for Nov 2022			536.16
	1162607	BCVWD Credit Check to Provide to Vendor			19.92
Total for this ACH Check for Vendor 10147:				0.00	556.08
ACH	10350	NAPA Auto Parts	12/12/2022		
	189378	Windshield Wipers - Unit 12			32.30
	190639	Mud Flaps/Tail Light - Unit 12			145.42
	190650	Tail Light Bulbs - Unit 12			25.47
	190651	Electric Grease - Unit 12			9.49
	190775	Tail Light Bulbs - Unit 42			18.30
Total for this ACH Check for Vendor 10350:				0.00	230.98
ACH	10743	Townsend Public Affairs, Inc	12/12/2022		
		Consulting Services - Dec 2022			5,000.00
Total for this ACH Check for Vendor 10743:				0.00	5,000.00
ACH	10350	NAPA Auto Parts	12/12/2022		
	190650	Tail Light Bulbs - Unit 12 Correction			1.97
	190651	Electric Grease - Unit 12 Correction			0.74
Total for this ACH Check for Vendor 10350:				0.00	2.71
ACH	10030	Southern California Edison	12/12/2022		
	700154530138Nov	Electricity 10/19-11/21/2022 - Wells			0.02
Total for this ACH Check for Vendor 10030:				0.00	0.02
13450	10527	Robert Half Talent Solutions	12/12/2022		
	61153901	Temp Engineering Admin - 11/21-11/23/2022			1,000.00
Total for Check Number 13450:				0.00	1,000.00
Total for 12/12/2022:				0.00	178,584.98
ACH	10138	ARCO Business Solutions	12/15/2022		
	HW201 Dec 2022	ARCO Fuel Charges 12/06-12/12/2022			2,429.01
Total for this ACH Check for Vendor 10138:				0.00	2,429.01
Total for 12/15/2022:				0.00	2,429.01
ACH	10781	Umpqua Bank	12/16/2022		
	10019	C R & R Incorporated			
		Monthly Charges 3 YD Commercial Bin Nov 2022			310.41
	10034	US Postal Service			
		1,600 Postage Stamps			960.00
	10037	Waste Management Of Inland Empire			
		Recycling Dumpster Charges - 815 E 12th St Nov 2022			101.49
		Organics Cart Charges - 815 E 12th St Nov 2022			56.68
		Yard Dumpsters - 815 E 12th St Nov 2022			335.09
		Recycling Dumpster Charges - 560 Magnolia Nov 2022			101.49
		Monthly Sanitation - 560 Magnolia Nov 2022			123.24
		Overage Service Charge - 560 Magnolia Nov 2022			71.95
	10116	Verizon Wireless Services LLC			
		Cell Phone/iPad Charges for Nov 2022			1,269.85

Check No	Vendor No	Vendor Name	Check Date	Void Checks	Check Amount
10173		California Society of Municipal Finance Officers			
		Investment Accounting - K Bargas			200.00
		Investment Accounting - S Molina			200.00
10224		Legal Shield			
		Monthly Prepaid Legal for Employees Nov 2022			123.55
		Monthly Prepaid Legal for Employees Oct 2022			123.55
10274		Beaumont Chamber of Commerce			
		Chamber Breakfast - D Slawson - Pending Credit			25.00
		Chamber Breakfast - L Williams			25.00
		Chamber Breakfast - D Hoffinan			25.00
10284		Underground Service Alert of Southern California			
		115 New Ticket Charges Oct 2022			201.25
		Monthly Maintenance Fee			10.00
10298		State of California Department of Consumer Affairs			
		Civil Engineer License Renewal - D Jagggers			180.00
10397		Wal-Mart			
		Boots - D Williams			85.62
10409		Stater Bros			
		Team Building Supplies			24.22
10424		Top-Line Industrial Supply, LLC			
		95 Lb. Ingersoll Rand Jack Hammer Asphalt Cutter			126.89
		Ingersoll Rand Backfill Tamper			1,913.71
		35 Lb. Ingersoll Rand Jack Hammer			1,524.56
		95 Lb. Ingersoll Rand Jack Hammer			1,802.92
		DEF Fluid for Heavy Equipment			167.55
		Impact Socket - Unit 42			34.64
10546		Frontier Communications			
		10/25-11/24/2022 Nov 2022 FIOS/FAX 851 E 6th St			354.99
		10/10-11/09/2022 Oct 2022 FIOS/FAX 12th/Palm			562.13
		10/25-11/24/2022 Nov 2022 FIOS/FAX 560 Magnolia Ave			503.83
10588		Marriot Hotels			
		CSDA Conf Hotel - L Williams - 11/30/2022			189.56
		CSDA Conf Hotel - L Williams - 11/29/2022			189.56
10589		MasterCPE			
		Online Education Subscription - 11/2022-10/2023 - W Clayton			149.00
10623		WP Engine			
		Web Host for BCVWD Website Nov 2022			115.00
10655		CompTIA			
		Annual Membership Renewal			150.00
10692		MMSoft Design			
		Network Monitoring Software Dec 2022			280.68
10734		SonicWall Services			
		IT Security Annual Renewal			5,208.84
10736		Embassy Suites Hotels			
		CSDA Board Secretary Conf Hotel - C Smith 11/07-11/10/2022			696.04
10761		BLS*Spamtitan			
		Monthly Web Filter License Dec 2022			71.88
10784		Autodesk, Inc			
		Auto CAD Software 851 E 6th St - Nov 2022			235.00
		Auto CAD Software 851 E 6th St - Nov 2022			960.00
10790		Microsoft			
		Monthly Microsoft Office License - Nov 2022			1,078.00
		Monthly Microsoft Office License - Nov 2022			16.40
		Monthly Microsoft Exchange - Nov 2022			378.40
10840		Ready Fresh (Arrowhead)			
		Water - 10/23-11/22/2022 - 851 E 6th St			123.90
10892		Zoom Video Communications, Inc.			
		(10) Video Conference - Dec 2022			205.90
10918		Apple.com			
		Cloud Storage - iPads			9.99

Check No	Vendor No	Vendor Name	Check Date	Void Checks	Check Amount
	10926	SSD Alarm			
		Alarm Equip/Rent/Service/Monitor - 815 12th St			125.00
		Alarm Equip/Rent/Service/Monitor - 560 Magnolia Ave			362.13
		Alarm Equip/Rent/Service/Monitor - 851 E 6th St			77.69
		Alarm Equip/Rent/Service/Monitor - 11083 Cherry Ave			59.50
	10952	Eventbrite			
		2022 State of Riverside County - D Slawson - Pending Credit			50.00
	10978	Nextiva, Inc.			
		Monthly Phone Service Nov 2022			2,600.49
	10999	Backblaze			
		Offsite Backup Storage - Dec 2022			69.64
	11133	ARC Document Solutions			
		Print and Deliver Mylar Plans - MDP Line 16 Relocation Project			527.65
	11134	ICMA			
		Training Materials - HR			161.72
		ICMA Annual Affiliate Membership			200.00
	11135	Jessie Lebang Taxi			
		CSDA Board Secretary Conf - Taxi - C Smith 11/07/2022			24.15
	11136	MRE Star			
		Emergency Food - Disaster Preparedness			831.25
	11137	Rolon Smog & Auto Registration			
		Smog Check - Unit 3/OD 80,461			55.00
		Smog Check - Unit 4/OD 65,621			55.00
		Smog Check - Unit 17/OD 88,167			55.00
	11138	Ready America			
		Emergency Food - Disaster Preparedness			1,074.17
	11139	RotoRooter			
		Replace Broken Toilet - 12303 Oak Glen Rd			650.00
Total for this ACH Check for Vendor 10781:				0.00	28,581.15
Total for 12/16/2022:				0.00	28,581.15
ACH	10085	CalPERS Retirement System	12/22/2022		
	1002266783	PR Batch 00002.12.2022 CalPERS ER Paid Classic			442.10
	1002266783	PR Batch 00002.12.2022 CalPERS 1% ER Paid			216.00
	1002266783	PR Batch 00002.12.2022 One-time CalPERS adjustment 253			203.44
	1002266783	PR Batch 00002.12.2022 CalPERS 7.5% EE PEPR			3,705.02
	1002266783	PR Batch 00002.12.2022 CalPERS ER PEPR			4,045.89
	1002266783	PR Batch 00002.12.2022 CalPERS 7% EE Deduction			1,512.10
	1002266783	PR Batch 00002.12.2022 One-time CalPERS adjustment 194			-38.98
	1002266783	PR Batch 00002.12.2022 CalPERS 8% EE Paid			1,929.56
	1002266783	PR Batch 00002.12.2022 CalPERS Payment Adj (PT) 253			-90.15
	1002266783	PR Batch 00002.12.2022 CalPERS 8% ER Paid			222.44
	1002266783	PR Batch 00002.12.2022 CalPERS Payment Adj (PT) 253			184.30
	1002266783	PR Batch 00002.12.2022 CalPERS 8% ER Paid			1,014.46
	1002266783	PR Batch 00002.12.2022 CalPERS ER Paid Classic			9,285.86
	1002266783	PR Batch 00002.12.2022 One-time CalPERS adjustment 220			39.35
Total for this ACH Check for Vendor 10085:				0.00	22,671.39
ACH	10087	EDD	12/22/2022		
	2-114-432-224	PR Batch 00002.12.2022 State Income Tax			225.46
	2-114-432-224	PR Batch 00002.12.2022 State Income Tax			6,425.22
	2-114-432-224	PR Batch 00002.12.2022 CA SDI			1,290.00
	2-114-432-224	PR Batch 00004.12.2022 State Income Tax			3.12
	2-114-432-224	PR Batch 00002.12.2022 CA SDI			12.77
Total for this ACH Check for Vendor 10087:				0.00	7,956.57

Check No	Vendor No	Vendor Name	Check Date	Void Checks	Check Amount
ACH	10094	U.S. Treasury	12/22/2022		
	270275661081283	PR Batch 00002.12.2022 FICA Employee Portion			7,501.62
	270275661081283	PR Batch 00002.12.2022 Medicare Employee Portion			2,247.74
	270275661081283	PR Batch 00002.12.2022 FICA Employer Portion			152.14
	270275661081283	PR Batch 00002.12.2022 Medicare Employer Portion			44.26
	270275661081283	PR Batch 00002.12.2022 Federal Income Tax			16,229.16
	270275661081283	PR Batch 00003.12.2022 Federal Income Tax			48.90
	270275661081283	PR Batch 00002.12.2022 FICA Employee Portion			152.14
	270275661081283	PR Batch 00003.12.2022 Medicare Employer Portion			24.36
	270275661081283	PR Batch 00002.12.2022 Federal Income Tax			466.19
	270275661081283	PR Batch 00004.12.2022 Medicare Employer Portion			4.11
	270275661081283	PR Batch 00002.12.2022 Medicare Employee Portion			44.26
	270275661081283	PR Batch 00002.12.2022 FICA Employer Portion			7,501.62
	270275661081283	PR Batch 00003.12.2022 Medicare Employee Portion			24.36
	270275661081283	PR Batch 00004.12.2022 Medicare Employee Portion			4.11
	270275661081283	PR Batch 00002.12.2022 Medicare Employer Portion			2,164.94
Total for this ACH Check for Vendor 10094:				0.00	36,609.91
ACH	10141	Ca State Disbursement Unit	12/22/2022		
	42310656	PR Batch 00002.12.2022 Garnishment			288.46
	42310662	PR Batch 00002.12.2022 Garnishment			487.84
Total for this ACH Check for Vendor 10141:				0.00	776.30
ACH	10203	Voya Financial	12/22/2022		
	VB1450PP26 2022	PR Batch 00002.12.2022 Deferred Comp			350.00
Total for this ACH Check for Vendor 10203:				0.00	350.00
ACH	10264	CalPERS Supplemental Income Plans	12/22/2022		
	1002266808	PR Batch 00002.12.2022 CalPERS 457 %			98.06
	1002266808	PR Batch 00002.12.2022 100% Contribution			240.11
	1002266808	PR Batch 00002.12.2022 457 Catch-Up			417.49
	1002266808	PR Batch 00002.12.2022 ROTH-Post-Tax			75.00
	1002266808	PR Batch 00002.12.2022 CalPERS 457			420.04
	1002266808	PR Batch 00002.12.2022 457 Loan Repayment			170.83
	1002266808	PR Batch 00002.12.2022 ROTH % Deduction			83.70
Total for this ACH Check for Vendor 10264:				0.00	1,505.23
ACH	10895	Basic Pacific	12/22/2022		
	2074571	PR Batch 00002.12.2022 Adjustment to FSA (PT)			-13.88
	2074571	PR Batch 00002.12.2022 Flexible Spending Account (PT) EE on LOA			25.00
	2074571	PR Batch 00002.12.2022 Flexible Spending Account (PT)			164.89
	2074571	PR Batch 00002.12.2022 Adjustment to FSA (PT)			13.62
Total for this ACH Check for Vendor 10895:				0.00	189.63
ACH	10984	MidAmerica Administrative & Retirement Solutions	12/22/2022		
	1671583124819	PR Batch 00002.12.2022 401(a) Deferred Comp			1,043.60
Total for this ACH Check for Vendor 10984:				0.00	1,043.60
ACH	10138	ARCO Business Solutions	12/22/2022		
	HW201 Dec 2022	ARCO Fuel Charges 12/13-12/19/2022			3,033.85
Total for this ACH Check for Vendor 10138:				0.00	3,033.85
2060	10387	Franchise Tax Board	12/22/2022		
	PP 26 2022	PR Batch 00002.12.2022 Garnishment FTB			109.03
Total for Check Number 2060:				0.00	109.03

Check No	Vendor No	Vendor Name	Check Date	Void Checks	Check Amount
13451	UB*05145	Reuben Cordoba Refund Check	12/22/2022		50.66
Total for Check Number 13451:				0.00	50.66
13452	AR-De F 0000735	John De Falco/BCVWD AR Refund-Will Serve Deposit	12/22/2022		402.00
Total for Check Number 13452:				0.00	402.00
13453	UB*04956 12122022	George Delano Reissue Unclaimed Refund	12/22/2022		150.00
Total for Check Number 13453:				0.00	150.00
13454	UB*05143	Granite Construction Refund Check Refund Check Refund Check Refund Check	12/22/2022		373.55 1,847.67 154.68 69.45
Total for Check Number 13454:				0.00	2,445.35
13455	UB*05127	Paul Jarrett Refund Check	12/22/2022		5.00
Total for Check Number 13455:				0.00	5.00
13456	UB*05126	Joane Lorenzen Refund Check Refund Check Refund Check Refund Check Refund Check	12/22/2022		0.11 0.06 0.06 0.07 250.34
Total for Check Number 13456:				0.00	250.64
13457	UB*05142	Lyle Parks Jr. Construction (gal x 100) Refund Check Refund Check Refund Check Refund Check	12/22/2022		367.92 192.60 630.72 1,833.00
Total for Check Number 13457:				0.00	3,024.24
13458	UB*05141	Ronnie Mitchell Refund Check	12/22/2022		82.53
Total for Check Number 13458:				0.00	82.53
13459	UB*05130	Richmond American Homes Refund Check Refund Check Refund Check Refund Check	12/22/2022		3.02 2.17 6.30 49.29
Total for Check Number 13459:				0.00	60.78
13460	UB*05136	Richmond American Homes Refund Check Refund Check Refund Check Refund Check	12/22/2022		5.40 15.88 16.94 7.52
Total for Check Number 13460:				0.00	45.74

Check No	Vendor No	Vendor Name	Check Date	Void Checks	Check Amount
13461	UB*05138	Richmond American Homes Refund Check Refund Check Refund Check Refund Check	12/22/2022		5.70 115.05 7.94 16.59
Total for Check Number 13461:				0.00	145.28
13462	UB*05128	Richmond American Homes of Maryland Refund Check	12/22/2022		45.66
Total for Check Number 13462:				0.00	45.66
13463	UB*05129	Richmond American Homes of Maryland Refund Check	12/22/2022		88.78
Total for Check Number 13463:				0.00	88.78
13464	UB*05131	Richmond American Homes of Maryland Refund Check	12/22/2022		41.27
Total for Check Number 13464:				0.00	41.27
13465	UB*05132	Richmond American Homes of Maryland Refund Check	12/22/2022		64.28
Total for Check Number 13465:				0.00	64.28
13466	UB*05133	Richmond American Homes of Maryland Refund Check	12/22/2022		76.53
Total for Check Number 13466:				0.00	76.53
13467	UB*05134	Richmond American Homes of Maryland Refund Check	12/22/2022		45.66
Total for Check Number 13467:				0.00	45.66
13468	UB*05135	Richmond American Homes of Maryland Refund Check	12/22/2022		43.91
Total for Check Number 13468:				0.00	43.91
13469	UB*05137	Richmond American Homes of Maryland Refund Check Refund Check Refund Check Refund Check	12/22/2022		7.26 5.21 58.17 15.16
Total for Check Number 13469:				0.00	85.80
13470	UB*05139	Richmond American Homes of Maryland Refund Check Refund Check Refund Check Refund Check	12/22/2022		8.47 17.68 122.33 6.08
Total for Check Number 13470:				0.00	154.56
13471	UB*05140	Richmond American Homes of Maryland Refund Check	12/22/2022		43.91
Total for Check Number 13471:				0.00	43.91
13472	UB*05144	RSI Communities-California LLC Refund Check	12/22/2022		50.13
Total for Check Number 13472:				0.00	50.13

Check No	Vendor No	Vendor Name	Check Date	Void Checks	Check Amount
13473	UB*05146	Thomas Yu Refund Check	12/22/2022		283.67
Total for Check Number 13473:				0.00	283.67
13474	10792 01012023	A-1 Financial Services Jan 2023 Rent - 851 E. 6th St Eng. Office	12/22/2022		2,317.96
Total for Check Number 13474:				0.00	2,317.96
13475	10420 1TXN-9L1N-K4LW	Amazon Capital Services, Inc. Security Lights - District Buildings	12/22/2022		374.94
Total for Check Number 13475:				0.00	374.94
13476	10283 12212022	BCVWD Custodian of Petty Cash Copy of Police Report	12/22/2022		13.00
Total for Check Number 13476:				0.00	13.00
13477	10173 200014484 200014484	California Society of Municipal Finance Officers Inland Empire Chapter Meeting - S Delgadillo Inland Empire Chapter Meeting - E Gonzales	12/22/2022		65.00 65.00
Total for Check Number 13477:				0.00	130.00
13478	10822 29671438 29671438 29671438 29671438 29671439 29671439	Canon Financial Services, Inc Contract Charge - 12/01-12/31/2022 - 560 Magnolia Ave Meter Usage - 11/01-11/30/2022 Meter Usage - 11/01-11/30/2022 Contract Charge - 12/01-12/31/2022 - 851 E 6th St Contract Charge - 12/01-12/31/2022 - 12th/Palm Meter Usage - 11/01-11/30/2022	12/22/2022		329.33 38.70 903.68 238.56 235.78 104.11
Total for Check Number 13478:				0.00	1,850.16
13479	10614 40338 40338 40388 40388 40412	Cherry Valley Automotive Labor - Oil/Filter - Unit 47/OD 6,362 Oil/Filter - Unit 47/OD 6,362 3 Tires - Unit 4/OD 65,905 Labor - 3 Tires - Unit 4/OD 65,905 Flat Repair - Unit 48/OD 6,591	12/22/2022		20.00 31.30 577.03 60.00 20.00
Total for Check Number 13479:				0.00	708.33
13480	10351 T1-0169877 T1-0257249	Cherry Valley Nursery & Landscape Supply Sod - Palm Ave Leak Rock - Service Line Repair	12/22/2022		5.39 180.00
Total for Check Number 13480:				0.00	185.39
13481	10016 EP2022-0277 EP2022-0297 EP2022-0318	City of Beaumont EP0277 - 276 E 11th St EP0297 - 1284 Palm Ave EP0318 - 1222 E 6th St	12/22/2022		645.56 645.56 490.63
Total for Check Number 13481:				0.00	1,781.75
13482	11038 32423069	Clark Pest Control Quarterly Pest Control - 560 Magnolia Ave	12/22/2022		195.00
Total for Check Number 13482:				0.00	195.00

Check No	Vendor No	Vendor Name	Check Date	Void Checks	Check Amount
13483	10112	Cla-Val	12/22/2022		
	858555	Valve Maintenance and Repair - Hannon Tank			4,528.26
	858814	Well 23 Discharge Replacement			18,992.02
	858985	Maintenance - PRV Station at Noble Tank			6,128.90
Total for Check Number 13483:				0.00	29,649.18
13484	10347	Anthony Cove	12/22/2022		
	4700235	Boot Reimbursement - A Cove			161.57
Total for Check Number 13484:				0.00	161.57
13485	10772	CV Strategies	12/22/2022		
	7091	Strategic Communication Services - Nov 2022 (Contract)			3,541.25
	7099	Strategic Communication Services - Nov 2022 (Non Contract)			671.25
Total for Check Number 13485:				0.00	4,212.50
13486	10561	Knute Dahlstrom	12/22/2022		
	12112022	Boot Reimbursement - K Dahlstrom			168.55
Total for Check Number 13486:				0.00	168.55
13487	11140	Ericka Enriquez	12/22/2022		
	72202048932	Reimbursement Holiday Tree - E Enriquez			60.61
Total for Check Number 13487:				0.00	60.61
13488	10244	Fiserv Inc	12/22/2022		
	1032807	Replacement for customer NSF - 15025349833			20.00
Total for Check Number 13488:				0.00	20.00
13489	11036	Erica Gonzales	12/22/2022		
	12212022	Reimbursement - Passport Photo Notary Test - E Gonzales			18.31
	12222022	Reimbursement - Live Scan Notary Certification - E Gonzales			65.56
Total for Check Number 13489:				0.00	83.87
13490	10303	Grainger Inc	12/22/2022		
	9542298998	Level Switches - Well 21 Chlorinator			26.95
	9545316466	Check Valves - Sump Pumps/Stock			440.30
Total for Check Number 13490:				0.00	467.25
13491	11098	Harper & Associates Engineering, Inc.	12/22/2022		
	ENG-7981	Engineering Services - 2022/2023 Tank Rehab Project - Oct 2022			780.00
Total for Check Number 13491:				0.00	780.00
13492	10337	Hilltop Geotechnical, Inc	12/22/2022		
	19005	Soil Compaction Testing			787.50
Total for Check Number 13492:				0.00	787.50
13493	10273	Inland Water Works Supply Co.	12/22/2022		
	S1056420.005	Materials - 5th St Replacement Pipeline			143,007.37
	S1056854.006	Materials - 2017 Pipeline Replacement Proj - Appletree Lane			17,324.40
	S1059626.019	Materials - 5th St Replacement Pipeline			464.62
	S1059626.020	Materials - 5th St Replacement Pipeline			13,571.07
	S1061755.001	Materials - Pipeline 6A, 7, 8 MDP Line 16 Relocations			1,282.05
	S1061777.001	Materials - Pipeline 6A, 7, 8 MDP Line 16 Relocations			2,238.35
	S1061951.001	Materials - Pipeline 6A, 7, 8 MDP Line 16 Relocations			3,321.31
Total for Check Number 13493:				0.00	181,209.17

Check No	Vendor No	Vendor Name	Check Date	Void Checks	Check Amount
13494	10809	Inner-City Auto Repair & Tires	12/22/2022		
	3597	Oil/Filter/Link Kit/Cabin Filter - Unit 12/OD 72,585			294.97
	3597	Labor - Oil/Filter/Link Kit/Cabin Filter - Unit 12/OD 72,585			262.50
	3598	Labor - Oil/Filter/Gear Oil/Brake Pads/Rotor - Unit 3/OD 80,575			270.00
	3598	Oil/Filter/Gear Oil/Brake Pads/Rotor - Unit 3/OD 80,575			458.11
	3618	Labor - Oil/Filter/Gear Oil/Gasket/Wiper - Unit 37/OD 51,485			120.00
	3618	Oil/Filter/Gear Oil/Gasket/Wiper Blade - Unit 37/OD 51,485			307.30
	3628	Labor - Oil/Filter - Unit 38/OD 45,231			20.00
	3628	Oil/Filter - Unit 38/OD 45,231			89.11
Total for Check Number 13494:				0.00	1,821.99
13495	11100	Loomis Armored US, LLC	12/22/2022		
	13148020	Armored Truck Service - Nov 2022			297.15
Total for Check Number 13495:				0.00	297.15
13496	10562	Lorena Lopez	12/22/2022		
	12072022	Reimbursement - Employee Appreciation Holiday Gifts - L Lopez			565.07
Total for Check Number 13496:				0.00	565.07
13497	10797	Raftelis Financial Consultants, Inc	12/22/2022		
	26257	Professional Services - Financial Plan Update - Nov 2022			382.50
Total for Check Number 13497:				0.00	382.50
13498	11141	Riverside Local Agency Formation Commission	12/22/2022		
	BCVWD-121322	Research Dep - APN 407-160-007, 407-140-010, 418-280-019/021/023			160.00
Total for Check Number 13498:				0.00	160.00
13499	10527	Robert Half Talent Solutions	12/22/2022		
	61233193	Temp Engineering Admin - 12/05-12/08/2022			1,588.80
	61270793	Temp Engineering Admin - 12/12-12/15/2022			1,535.97
Total for Check Number 13499:				0.00	3,124.77
13500	10689	Safety Compliance Company	12/22/2022		
	216613	Safety Meeting - Respiratory Illness - 11/15/2022			250.00
	217024	Safety Meeting - Holiday Accidents - 12/07/2022			250.00
Total for Check Number 13500:				0.00	500.00
13501	10042	Southern California Gas Company	12/22/2022		
	412022070006	Utility Location Request - 5th St/California Ave to Michigan Ave			40.50
Total for Check Number 13501:				0.00	40.50
13502	10341	State Water Resources Control Board	12/22/2022		
	WD-0218025	Annual Permit Fee - Fac 4DW0527 - 07/01/2022 - 06/30/2023			3,274.00
Total for Check Number 13502:				0.00	3,274.00
13503	10385	Waterline Technologies, Inc. - PSOC	12/22/2022		
	5614109	Chlorine - Well 25			1,722.50
Total for Check Number 13503:				0.00	1,722.50
13504	10753	Lona Williams	12/22/2022		
	12012022	CSDA Conf Mileage Reimbursement - L Williams - 11/29-12/01/2022			55.00
Total for Check Number 13504:				0.00	55.00

Check No	Vendor No	Vendor Name	Check Date	Void Checks	Check Amount
13505	AR-De F 027094-2	John De Falco/BCVWD Apply Refund to Billed Meter Fee	12/22/2022		98.00
Total for Check Number 13505:				0.00	98.00
Total for 12/22/2022:				0.00	319,130.10
ACH	10030 700154530138Dec	Southern California Edison Electricity 11/21-12/21/22 - Well 16	12/28/2022		9,206.48
Total for this ACH Check for Vendor 10030:				0.00	9,206.48
ACH	10138 HW201 Dec 2022	ARCO Business Solutions ARCO Fuel Charges 12/20-12/26/2022	12/28/2022		1,810.90
Total for this ACH Check for Vendor 10138:				0.00	1,810.90
Total for 12/28/2022:				0.00	11,017.38
Report Total (149 checks):				0.00	1,181,038.11

AP Checks by Date - Detail by Check Date (12/27/2022 2:56 PM)

Page 18



**Beaumont-Cherry Valley Water District
Finance and Audit Committee Meeting
January 5, 2023**

Item 4d

STAFF REPORT

TO: Finance and Audit Committee
FROM: Finance and Administrative Services
SUBJECT: **December 2022 Invoices Pending Approval**

Staff Recommendation

Approve the pending invoice totaling \$4,482.74.

Background

Staff has reviewed the pending invoice and found the services rendered were acceptable to the District.

Fiscal Impact

There is a \$4,482.74 impact to the District which will be paid from the 2022 budget.

Attachment(s)

- Richards Watson Gershon Invoice #240185

Staff Report prepared by William Clayton, Finance Manager



T 213.626.8484
F 213.626.0078
Fed. I.D. No. 95-3292015

350 South Grand Avenue
37th Floor
Los Angeles, CA 90071

CONFIDENTIAL

This material is subject to the attorney-client privilege and/or attorney work product protection, or otherwise is privileged or confidential. Do not disclose the contents hereof. Do not file with publicly-accessible records.

DAN JAGGERS, GENERAL MANAGER
BEAUMONT- CHERRY VALLEY WATER DISTRICT
560 MAGNOLIA AVENUE
BEAUMONT, CA 92223-2258

December 6, 2022
Invoice # 240185

Re: [REDACTED] GENERAL COUNSEL SERVICES

For professional services rendered through November 30, 2022:

Current Legal Fees.....	\$4,472.50
Current Client Costs Advanced	<u>\$10.24</u>
TOTAL CURRENT FEES AND COSTS.....	<u>\$4,482.74</u>
Balance Due From Previous Statement	\$12,824.20
TOTAL BALANCE DUE FOR THIS MATTER.....	<u>\$17,306.94</u>

TERMS: PAYMENT DUE UPON RECEIPT

PLEASE RETURN THIS PAGE WITH YOUR REMITTANCE TO

RICHARDS, WATSON & GERSHON
350 South Grand Avenue, 37th Floor
Los Angeles, CA 90071

RICHARDS WATSON GERSHON

Payroll

Timecard Proof List

Date Range: 11/01/2022 to 11/30/2022

Beaumont-Cherry Valley Water District

560 Magnolia Avenue
Beaumont CA 92223
(951) 845-9581
www.bcverd.org



Pay	Date	Per Diem	Reimbursement Cost	# of Meetings YTD	
Employee No: 170 Slawson, Daniel					
Special Meeting	11/1/2022	260.00			
Regular Board Meeting	11/9/2022	260.00			
Chamber of Commerce Breakfast	11/10/2022	260.00			
San Geronio Pass Water Agency Meeting	11/14/2022	260.00			
Engineering Workshop	11/17/2022	260.00			
San Geronio Pass Water Agency Meeting	11/28/2022	260.00			
ACWA Fall Conference	11/29/2022	260.00			
ACWA Fall Conference	11/30/2022	260.00			
Employee No: 170	Total Meetings for November	8	2,080.00 Total Reimbursements	0.00	77
Employee No: 178 Hoffman, David					
Special Meeting	11/1/2022	260.00			
Finance & Audit Committee	11/3/2022	260.00			
Regular Board Meeting	11/9/2022	260.00			
Chamber of Commerce Breakfast	11/10/2022	260.00			
Engineering Workshop	11/17/2022	260.00			
Employee No: 178	Total Meetings for November	5	1,300.00 Total Reimbursements	0.00	61
Employee No: 179 Covington, John					
Special Meeting	11/1/2022	260.00			
Regular Board Meeting	11/9/2022	260.00			
Personnel Committee Meeting	11/15/2022	260.00			
Engineering Workshop	11/17/2022	260.00			
Employee No: 179	Total Meetings for November	4	1,040.00 Total Reimbursements	0.00	57
Employee No: 193 Ramirez, Andy					
Special Meeting	11/1/2022	260.00			
Collaborative Agencies Committee	11/2/2022	260.00			
Ad Hoc Communications Committee	11/8/2022	260.00			
ACWA/PPIC Solar Development	11/11/2022	260.00			
Personnel Committee Meeting	11/15/2022	260.00			
Engineering Workshop	11/17/2022	260.00			
Employee No: 193	Total Meetings for November	6	1,560.00 Total Reimbursements	0.00	66
Employee No: 214 Williams, Lona					
Special Meeting	11/1/2022	260.00			
Finance & Audit Committee	11/3/2022	260.00			
Ad Hoc Communications Committee	11/8/2022	260.00			
Regular Board Meeting	11/9/2022	260.00			
Chamber of Commerce Breakfast	11/10/2022	260.00			
Engineering Workshop	11/17/2022	260.00			
ACWA Fall Conference	11/29/2022	260.00			
ACWA Fall Conference	11/30/2022	260.00	55.00		
Employee No: 214	Total Meetings for November	8	2,080.00 Total Reimbursements	55.00	70



Beaumont-Cherry Valley Water District
Special Meeting
November 1, 2022
Sign-In Sheet

By signing this document, I am verifying that I have attended the meeting and am authorized to receive per diem for my attendance in accordance with District Policy.

Name

Signature

President Lona Williams Employee #214	
VP Andy Ramirez Employee #193	
Secretary David Hoffman Employee #178	
Treasurer John Covington Employee #179	
Director Daniel Slawson Employee #170	

The stipend for this meeting will be paid on 11/10/2022





Beaumont-Cherry Valley Water District
Finance & Audit Committee Meeting
November 3, 2022
Sign-In Sheet

By signing this document, I am verifying that I have attended the meeting and am authorized to receive per diem for my attendance in accordance with District Policy.

Name

Signature

Secretary David Hoffman Employee #178	
President Lona Williams Employee #214	
Alternate Covington (Alternate) Employee #179	

The stipend for this meeting will be paid on 11/10/2022



Beaumont-Cherry Valley Water District
Regular Board Meeting
November 09, 2022
Sign-In Sheet

By signing this document, I am verifying that I have attended the meeting and am authorized to receive per diem for my attendance in accordance with District Policy.

Name

Signature

President Lona Williams Employee #214	
VP Andy Ramirez Employee #193	-
Director John Covington Employee #179	
Director David Hoffman Employee #178	
Director Daniel Slawson Employee #170	Remote via zoom

The stipend for this meeting will be paid on 11/23/2022



Beaumont-Cherry Valley Water District

Personnel Committee Meeting

November 15, 2022

Sign-In Sheet

By signing this document I am verifying that I have attended the meeting and am authorized to receive per diem for my attendance in accordance with District Policy.

Name

Signature

John Covington Employee #179		
Andy Ramirez Employee #193		Via Zoom
David Hoffman (Alternate) Employee #178		

The stipend for this meeting will be paid on 11/23/2022



Beaumont-Cherry Valley Water District
Engineering Workshop
November 17, 2022
Sign-In Sheet

By signing this document, I am verifying that I have attended the meeting and am authorized to receive per diem for my attendance in accordance with District Policy.

Name


Signature

President Lona Williams Employee #214	
VP Andy Ramirez Employee #193	
Director John Covington Employee #179	
Director David Hoffman Employee #178	
Director Daniel Slawson Employee #170	

The stipend for this meeting will be paid on 11/24/2022

Beaumont-Cherry Valley Water District


Record of Board Member Expenses/Claim Form for Reimbursement
(Conferences, Meetings, Travels)

Name	Director Daniel Slawson			Division	3	Member ID- Director #	170
Email (optional)				Department- Board of Directors (110)			
BCVWD Meeting Type	Attended	Date	Location of Meeting	Amount			
Regular Board Meeting (including Engineering Workshop)	<input checked="" type="checkbox"/>	11-9-22	zoom	\$260 per diem per day			
Finance & Audit Committee Meeting	<input type="checkbox"/>			\$260 per diem per day			
Personnel Committee Meeting	<input type="checkbox"/>			\$260 per diem per day			
Ad Hoc Communications Meeting	<input type="checkbox"/>			\$260 per diem per day			
Collaborative Agency Meeting (BCV-Parks Admin)	<input type="checkbox"/>			\$260 per diem per day			
San Gorgonio Pass Water Alliance Meeting	<input type="checkbox"/>			\$260 per diem per day			
Special Board Meeting	<input type="checkbox"/>			\$260 per diem per day			
Director Training: _____	<input type="checkbox"/>			\$260 per diem per day			
Other: _____	<input type="checkbox"/>			\$260 per diem per day			
Other: _____	<input type="checkbox"/>			\$260 per diem per day			
Is this request to be paid on a meeting not listed under the current Policy? <input type="checkbox"/> Yes <input type="checkbox"/> No							
Expenses	Dates	Details				Amount	
Transportation		<input type="checkbox"/> Taxi/Rental	<input type="checkbox"/> Air	<input type="checkbox"/> Other			
		<input type="checkbox"/> Taxi/Rental	<input type="checkbox"/> Air	<input type="checkbox"/> Other			
Own Car		Mileage at \$0.625 per mile (2022) _____ miles				\$	
Lodging		Location: _____				\$	
		Location: _____				\$	
Meals		Not to exceed \$50/day; please attached receipts for each				\$	
Conference fees		Purpose _____				\$	
		Purpose _____				\$	
Other		Purpose _____				\$	
		Purpose _____				\$	
					Subtotal	\$	
					Less amount paid by company	\$	
Director Signature						Date 11-10-22	
Approver Signature						Date	

Please attach original receipts for all listed expenses, sign the form and send to the Accounting Department. See information at the back of this form for approved Per Diems and Expenses for Board Members

Beaumont-Cherry Valley Water District


Record of Board Member Expenses/Claim Form for Reimbursement
(Conferences, Meetings, Travels)

Name	Director Daniel Slawson			Division	3	Member ID- Director #	170
Email (optional)				Department-	Board of Directors (110)		
BCVWD Meeting Type	Attended	Date	Location of Meeting	Amount			
Regular Board Meeting (including Engineering Workshop)	<input type="checkbox"/>			\$260 per diem per day			
Finance & Audit Committee Meeting	<input type="checkbox"/>			\$260 per diem per day			
Personnel Committee Meeting	<input type="checkbox"/>			\$260 per diem per day			
Ad Hoc Communications Meeting	<input type="checkbox"/>			\$260 per diem per day			
Collaborative Agency Meeting (BCV-Parks Admin)	<input type="checkbox"/>			\$260 per diem per day			
San Gorgonio Pass Water Alliance Meeting	<input type="checkbox"/>			\$260 per diem per day			
Special Board Meeting	<input type="checkbox"/>			\$260 per diem per day			
Director Training:	<input type="checkbox"/>			\$260 per diem per day			
Other: Beaumont Chamber breakfast	<input checked="" type="checkbox"/>	11-10-22	Noble Creek	\$260 per diem per day			
Other:	<input type="checkbox"/>			\$260 per diem per day			
Is this request to be paid on a meeting not listed under the current Policy? <input type="checkbox"/> Yes <input type="checkbox"/> No							
Expenses	Dates	Details				Amount	
Transportation		<input type="checkbox"/> Taxi/Rental	<input type="checkbox"/> Air	<input type="checkbox"/> Other	\$		
		<input type="checkbox"/> Taxi/Rental	<input type="checkbox"/> Air	<input type="checkbox"/> Other	\$		
Own Car		Mileage at \$0.625 per mile (2022) _____ miles				\$	
Lodging		Location: _____				\$	
		Location: _____				\$	
Meals		Not to exceed \$50/day; please attached receipts for each				\$	
Conference fees		Purpose					\$
		Purpose					\$
Other		Purpose					\$
		Purpose					\$
Subtotal						\$	
Less amount paid by company						\$	
Director Signature						Date 11-10-22	
Approver Signature						Date	

Please attach original receipts for all listed expenses, sign the form and send to the Accounting Department. See information at the back of this form for approved Per Diems and Expenses for Board Members

Beaumont-Cherry Valley Water District


Record of Board Member Expenses/Claim Form for Reimbursement
(Conferences, Meetings, Travels)

Name	Director Daniel Slawson			Division	3	Member ID- Director #	170
Email (optional)				Department-	Board of Directors (110)		
BCVWD Meeting Type	Attended	Date	Location of Meeting	Amount			
Regular Board Meeting (including Engineering Workshop)	<input type="checkbox"/>			\$260 per diem per day			
Finance & Audit Committee Meeting	<input type="checkbox"/>			\$260 per diem per day			
Personnel Committee Meeting	<input type="checkbox"/>			\$260 per diem per day			
Ad Hoc Communications Meeting	<input type="checkbox"/>			\$260 per diem per day			
Collaborative Agency Meeting (BCV-Parks Admin)	<input type="checkbox"/>			\$260 per diem per day			
San Gorgonio Pass Water Alliance Meeting	<input type="checkbox"/>			\$260 per diem per day			
Special Board Meeting	<input type="checkbox"/>			\$260 per diem per day			
Director Training:	<input type="checkbox"/>			\$260 per diem per day			
Other: SGPWA	<input checked="" type="checkbox"/>	11-14-22	zoom	\$260 per diem per day			
Other:	<input type="checkbox"/>			\$260 per diem per day			
Is this request to be paid on a meeting not listed under the current Policy? <input type="checkbox"/> Yes <input type="checkbox"/> No							
Expenses	Dates	Details				Amount	
Transportation		<input type="checkbox"/> Taxi/Rental	<input type="checkbox"/> Air	<input type="checkbox"/> Other		\$	
		<input type="checkbox"/> Taxi/Rental	<input type="checkbox"/> Air	<input type="checkbox"/> Other		\$	
Own Car		Mileage at \$0.625 per mile (2022) _____ miles				\$	
Lodging		Location: _____				\$	
		Location: _____				\$	
Meals		Not to exceed \$50/day; please attached receipts for each				\$	
Conference fees		Purpose				\$	
		Purpose				\$	
Other		Purpose				\$	
		Purpose				\$	
Subtotal						\$	
Less amount paid by company						\$	
Director Signature						Date 11-19-22	
Approver Signature						Date	

Please attach original receipts for all listed expenses, sign the form and send to the Accounting Department. See information at the back of this form for approved Per Diems and Expenses for Board Members

Beaumont-Cherry Valley Water District


Record of Board Member Expenses/Claim Form for Reimbursement
(Conferences, Meetings, Travels)

Name	Director Daniel Slawson			Division	3 Member ID- Director # 170	
Email (optional)				Department-	Board of Directors (110)	
BCVWD Meeting Type	Attended	Date	Location of Meeting	Amount		
Regular Board Meeting (including Engineering Workshop)	<input checked="" type="checkbox"/>	11-17-22	zoom	\$260 per diem per day		
Finance & Audit Committee Meeting	<input type="checkbox"/>			\$260 per diem per day		
Personnel Committee Meeting	<input type="checkbox"/>			\$260 per diem per day		
Ad Hoc Communications Meeting	<input type="checkbox"/>			\$260 per diem per day		
Collaborative Agency Meeting (BCV-Parks Admin)	<input type="checkbox"/>			\$260 per diem per day		
San Gorgonio Pass Water Alliance Meeting	<input type="checkbox"/>			\$260 per diem per day		
Special Board Meeting	<input type="checkbox"/>			\$260 per diem per day		
Director Training: _____	<input type="checkbox"/>			\$260 per diem per day		
Other: _____	<input type="checkbox"/>			\$260 per diem per day		
Other: _____	<input type="checkbox"/>			\$260 per diem per day		
Is this request to be paid on a meeting not listed under the current Policy? <input type="checkbox"/> Yes <input type="checkbox"/> No						
Expenses	Dates	Details			Amount	
Transportation		<input type="checkbox"/> Taxi/Rental	<input type="checkbox"/> Air	<input type="checkbox"/> Other	\$	
		<input type="checkbox"/> Taxi/Rental	<input type="checkbox"/> Air	<input type="checkbox"/> Other	\$	
Own Car		Mileage at \$0.625 per mile (2022) _____ miles			\$	
Lodging		Location: _____			\$	
		Location: _____			\$	
Meals		Not to exceed \$50/day; please attached receipts for each			\$	
Conference fees		Purpose				\$
		Purpose				\$
Other		Purpose				\$
		Purpose				\$
Subtotal					\$	
Less amount paid by company					\$	
Director Signature					Date 11-19-22	
Approver Signature					Date	

Please attach original receipts for all listed expenses, sign the form and send to the Accounting Department. See information at the back of this form for approved Per Diems and Expenses for Board Members

Beaumont-Cherry Valley Water District


Record of Board Member Expenses/Claim Form for Reimbursement
(Conferences, Meetings, Travels)

Name	Director Daniel Slawson			Division	3	Member ID- Director #	170
Email (optional)				Department- Board of Directors (110)			
BCVWD Meeting Type	Attended	Date	Location of Meeting	Amount			
Regular Board Meeting (including Engineering Workshop)	<input type="checkbox"/>			\$260 per diem per day			
Finance & Audit Committee Meeting	<input type="checkbox"/>			\$260 per diem per day			
Personnel Committee Meeting	<input type="checkbox"/>			\$260 per diem per day			
Ad Hoc Communications Meeting	<input type="checkbox"/>			\$260 per diem per day			
Collaborative Agency Meeting (BCV-Parks Admin)	<input type="checkbox"/>			\$260 per diem per day			
San Gorgonio Pass Water Alliance Meeting	<input type="checkbox"/>			\$260 per diem per day			
Special Board Meeting	<input type="checkbox"/>			\$260 per diem per day			
Director Training:	<input type="checkbox"/>			\$260 per diem per day			
Other: SGPWA	<input checked="" type="checkbox"/>	11-28-22	zoom	\$260 per diem per day			
Other:	<input type="checkbox"/>			\$260 per diem per day			
Is this request to be paid on a meeting not listed under the current Policy? <input type="checkbox"/> Yes <input type="checkbox"/> No							
Expenses	Dates	Details				Amount	
Transportation		<input type="checkbox"/> Taxi/Rental	<input type="checkbox"/> Air	<input type="checkbox"/> Other		\$	
		<input type="checkbox"/> Taxi/Rental	<input type="checkbox"/> Air	<input type="checkbox"/> Other		\$	
Own Car		Mileage at \$0.625 per mile (2022) _____ miles				\$	
Lodging		Location: _____				\$	
		Location: _____				\$	
Meals		Not to exceed \$50/day; please attached receipts for each				\$	
Conference fees		Purpose _____				\$	
		Purpose _____				\$	
Other		Purpose _____				\$	
		Purpose _____				\$	
Subtotal						\$	
Less amount paid by company						\$	
Director Signature						Date 12-2-22	
Approver Signature						Date	

Please attach original receipts for all listed expenses, sign the form and send to the Accounting Department. See information at the back of this form for approved Per Diems and Expenses for Board Members

Beaumont-Cherry Valley Water District

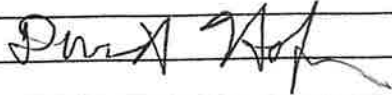
Record of Board Member Expenses/Claim Form for Reimbursement
(Conferences, Meetings, Travels)

Name	Director Daniel Slawson			Division 3	Member ID- Director # 170
Email (optional)				Department- Board of Directors (110)	
BCVWD Meeting Type	Attended	Date	Location of Meeting	Amount	
Regular Board Meeting (including Engineering Workshop)	<input type="checkbox"/>			\$260 per diem per day	
Finance & Audit Committee Meeting	<input type="checkbox"/>			\$260 per diem per day	
Personnel Committee Meeting	<input type="checkbox"/>			\$260 per diem per day	
Ad Hoc Communications Meeting	<input type="checkbox"/>			\$260 per diem per day	
Collaborative Agency Meeting (BCV-Parks Admin)	<input type="checkbox"/>			\$260 per diem per day	
San Gorgonio Pass Water Alliance Meeting	<input type="checkbox"/>			\$260 per diem per day	
Special Board Meeting	<input type="checkbox"/>			\$260 per diem per day	
Director Training: _____	<input type="checkbox"/>			\$260 per diem per day	
Other: ACWA Fall Conference	<input checked="" type="checkbox"/>	11-29/11-30/12-1	Indian Wells	\$260 per diem per day	
Other: _____	<input type="checkbox"/>			\$260 per diem per day	
Is this request to be paid on a meeting not listed under the current Policy? <input type="checkbox"/> Yes <input type="checkbox"/> No					
Expenses	Dates	Details			Amount
Transportation		<input type="checkbox"/> Taxi/Rental	<input type="checkbox"/> Air	<input type="checkbox"/> Other	\$
		<input type="checkbox"/> Taxi/Rental	<input type="checkbox"/> Air	<input type="checkbox"/> Other	\$
Own Car		Mileage at \$0.625 per mile (2022) _____ miles			\$
Lodging		Location: _____			\$
		Location: _____			\$
Meals		Not to exceed \$50/day; please attached receipts for each			\$
Conference fees		Purpose			\$
		Purpose			\$
Other		Purpose			\$
		Purpose			\$
Subtotal					\$
Less amount paid by company					\$
Director Signature					Date 12-2-22
Approver Signature					Date

Please attach original receipts for all listed expenses, sign the form and send to the Accounting Department. See information at the back of this form for approved Per Diems and Expenses for Board Members

Beaumont-Cherry Valley Water District


Record of Board Member Expenses/Claim Form for Reimbursement
(Conferences, Meetings, Travels)

Name	Director David Hoffman			Division	5		Member ID- Director #	178		
Email (optional)				Department- Board of Directors (110)						
BCVWD Meeting Type	Attended	Date	Location of Meeting	Amount						
Regular Board Meeting (including Engineering Workshop)	<input type="checkbox"/>			\$260 per diem per day						
Finance & Audit Committee Meeting	<input type="checkbox"/>			\$260 per diem per day						
Personnel Committee Meeting	<input type="checkbox"/>			\$260 per diem per day						
Ad Hoc Communications Meeting	<input type="checkbox"/>			\$260 per diem per day						
Collaborative Agency Meeting (BCV-Parks Admin)	<input type="checkbox"/>			\$260 per diem per day						
San Geronio Pass Water Alliance Meeting	<input type="checkbox"/>			\$260 per diem per day						
Special Board Meeting	<input checked="" type="checkbox"/>	11-22		\$260 per diem per day						
Director Training:	<input type="checkbox"/>			\$260 per diem per day						
Other:	<input type="checkbox"/>			\$260 per diem per day						
Other:	<input type="checkbox"/>			\$260 per diem per day						
Is this request to be paid on a meeting not listed under the current Policy? <input type="checkbox"/> Yes <input type="checkbox"/> No										
Expenses	Dates	Details						Amount		
Transportation		<input type="checkbox"/>	<input type="checkbox"/>	<input type="checkbox"/>						\$
		<input type="checkbox"/>	<input type="checkbox"/>	<input type="checkbox"/>						\$
Own Car		Mileage at \$0.62.5 per mile (2022) _____ miles						\$		
Lodging		Location: _____						\$		
		Location: _____						\$		
Meals		Not to exceed \$50/day; please attached receipts for each						\$		
Conference fees		Purpose _____						\$		
		Purpose _____						\$		
Other		Purpose _____						\$		
		Purpose _____						\$		
Subtotal								\$		
Less amount paid by company								\$		
Director Signature							Date		11-3-22	
Approver Signature							Date			

Please attach original receipts for all listed expenses, sign the form and send to the Accounting Department. See information at the back of this form for approved Per Diems and Expenses for Board Members

Beaumont-Cherry Valley Water District


Record of Board Member Expenses/Claim Form for Reimbursement
(Conferences, Meetings, Travels)

Name	Director	Division	Member ID- Director #	
Email (optional)	Department- Board of Directors (110)			
BCVWD Meeting Type	Attended	Date	Location of Meeting	
Regular Board Meeting (including Engineering Workshop)	<input type="checkbox"/>			
Finance & Audit Committee Meeting	<input type="checkbox"/>			
Personnel Committee Meeting	<input type="checkbox"/>			
Ad Hoc Communications Meeting	<input checked="" type="checkbox"/>	11/8	Zoom	
Collaborative Agency Meeting (BCV-Parks Admin)	<input checked="" type="checkbox"/>	11/2	Zoom	
San Gorgonio Pass Water Alliance Meeting	<input type="checkbox"/>			
Special Board Meeting	<input checked="" type="checkbox"/>	11/1	Zoom	
Director Training: <u>ACWA/PPIC</u>	<input checked="" type="checkbox"/>	11/11	Viewed Online	
Other: <u>Solar Development</u>	<input type="checkbox"/>			
Other: _____	<input type="checkbox"/>			
Is this request to be paid on a meeting not listed under the current Policy? <input type="checkbox"/> Yes <input type="checkbox"/> No				
Expenses	Dates	Details		Amount
Transportation		<input type="checkbox"/> Taxi/Rental	<input type="checkbox"/> Air <input type="checkbox"/> Other	\$
		<input type="checkbox"/> Taxi/Rental	<input type="checkbox"/> Air <input type="checkbox"/> Other	\$
Own Car		Mileage at \$0.575 per mile (2020) _____ miles		\$
Lodging		Location: _____		\$
		Location: _____		\$
Meals		Not to exceed \$50/day; please attached receipts for each		\$
Conference fees		Purpose		\$
		Purpose		\$
Other		Purpose		\$
		Purpose		\$
Subtotal				\$
Less amount paid by company				\$
Director Signature				Date 11/11/22s
Approver Signature				Date

Please attach original receipts for all listed expenses, sign the form and send to the Accounting Department. See information at the back of this form for approved Per Diems and Expenses for Board Members

Beaumont-Cherry Valley Water District


Record of Board Member Expenses/Claim Form for Reimbursement
(Conferences, Meetings, Travels)

Name	Director Andy Ramirez			Division	1	Member ID- Director #	193
Email (optional)				Department-	Board of Directors (110)		
BCVWD Meeting Type	Attended	Date	Location of Meeting	Amount			
Regular Board Meeting (including Engineering Workshop)	<input type="checkbox"/>			\$260 per diem per day			
Finance & Audit Committee Meeting	<input type="checkbox"/>			\$260 per diem per day			
Personnel Committee Meeting	<input checked="" type="checkbox"/>	11/15	online	\$260 per diem per day			
Ad Hoc Communications Meeting	<input type="checkbox"/>			\$260 per diem per day			
Collaborative Agency Meeting (BCV-Parks Admin)	<input type="checkbox"/>			\$260 per diem per day			
San Gorgonio Pass Water Alliance Meeting	<input type="checkbox"/>			\$260 per diem per day			
Special Board Meeting	<input type="checkbox"/>			\$260 per diem per day			
Director Training: _____	<input type="checkbox"/>			\$260 per diem per day			
Other: _____	<input type="checkbox"/>			\$260 per diem per day			
Other: _____	<input type="checkbox"/>			\$260 per diem per day			
Is this request to be paid on a meeting not listed under the current Policy? <input type="checkbox"/> Yes <input type="checkbox"/> No							
Expenses	Dates	Details					Amount
Transportation		<input type="checkbox"/> Taxi/Rental	<input type="checkbox"/> Air	<input type="checkbox"/> Other			\$
		<input type="checkbox"/> Taxi/Rental	<input type="checkbox"/> Air	<input type="checkbox"/> Other			\$
Own Car		Mileage at \$0.625 per mile (2022) _____ miles					\$
Lodging		Location: _____					\$
		Location: _____					\$
Meals		Not to exceed \$50/day; please attached receipts for each					\$
Conference fees		Purpose					\$
		Purpose					\$
Other		Purpose					\$
		Purpose					\$
Subtotal						\$	
Less amount paid by company						\$	
Director Signature						Date	12/2/22
Approver Signature						Date	

Please attach original receipts for all listed expenses, sign the form and send to the Accounting Department. See information at the back of this form for approved Per Diems and Expenses for Board Members

Beaumont-Cherry Valley Water District

Record of Board Member Expenses/Claim Form for Reimbursement
(Conferences, Meetings, Travels)

Name	Director Andy Ramirez			Division	Member ID- Director #
Email (optional)				Department- Board of Directors (110)	
BCVWD Meeting Type	Attended	Date	Location of Meeting	Amount	
Regular Board Meeting (including Engineering Workshop)	<input checked="" type="checkbox"/>	11/17	Zoom	\$260 per diem per day	
Finance & Audit Committee Meeting	<input type="checkbox"/>			\$260 per diem per day	
Personnel Committee Meeting	<input type="checkbox"/>			\$260 per diem per day	
Ad Hoc Communications Meeting	<input type="checkbox"/>			\$260 per diem per day	
Collaborative Agency Meeting (BCV-Parks Admin)	<input type="checkbox"/>			\$260 per diem per day	
San Gorgonio Pass Water Alliance Meeting	<input type="checkbox"/>			\$260 per diem per day	
Special Board Meeting	<input type="checkbox"/>			\$260 per diem per day	
Director Training: _____	<input type="checkbox"/>			\$260 per diem per day	
Other: _____	<input type="checkbox"/>			\$260 per diem per day	
Other: _____	<input type="checkbox"/>			\$260 per diem per day	
Is this request to be paid on a meeting not listed under the current Policy? <input type="checkbox"/> Yes <input type="checkbox"/> No					
Expenses	Dates	Details			Amount
Transportation		<input type="checkbox"/> Taxi/Rental	<input type="checkbox"/> Air	<input type="checkbox"/> Other	\$
		<input type="checkbox"/> Taxi/Rental	<input type="checkbox"/> Air	<input type="checkbox"/> Other	\$
Own Car		Mileage at \$0.575 per mile (2020) _____ miles			\$
Lodging		Location: _____			\$
		Location: _____			\$
Meals		Not to exceed \$50/day; please attached receipts for each			\$
Conference fees		Purpose			\$
		Purpose			\$
Other		Purpose			\$
		Purpose			\$
Subtotal					\$
Less amount paid by company					\$
Director Signature					Date 11/20/22
Approver Signature					Date

Please attach original receipts for all listed expenses, sign the form and send to the Accounting Department. See information at the back of this form for approved Per Diems and Expenses for Board Members

Beaumont-Cherry Valley Water District

Record of Board Member Expenses/Claim Form for Reimbursement
(Conferences, Meetings, Travels)

Name	Director LONA WILLIAMS			Division 02	Member ID- Director # 0214
Email (optional)				Department- Board of Directors (110)	
BCVWD Meeting Type	Attended	Date	Location of Meeting	Amount	
Regular Board Meeting (including Engineering Workshop)	<input type="checkbox"/>			\$260 per diem per day	
Finance & Audit Committee Meeting	<input type="checkbox"/>			\$260 per diem per day	
Personnel Committee Meeting	<input type="checkbox"/>			\$260 per diem per day	
Ad Hoc Communications Meeting	<input checked="" type="checkbox"/>	11/08/2022	ZOOM MEETING	\$260 per diem per day	
Collaborative Agency Meeting (BCV-Parks Admin)	<input type="checkbox"/>			\$260 per diem per day	
San Gorgonio Pass Water Alliance Meeting	<input type="checkbox"/>			\$260 per diem per day	
Special Board Meeting	<input type="checkbox"/>			\$260 per diem per day	
Director Training: _____	<input type="checkbox"/>			\$260 per diem per day	
Other: _____	<input type="checkbox"/>			\$260 per diem per day	
Other: _____	<input type="checkbox"/>			\$260 per diem per day	
Is this request to be paid on a meeting not listed under the current Policy? <input type="checkbox"/> Yes <input type="checkbox"/> No					
Expenses	Dates	Details			Amount
Transportation		<input type="checkbox"/> Taxi/Rental	<input type="checkbox"/> Air	<input type="checkbox"/> Other	\$
		<input type="checkbox"/> Taxi/Rental	<input type="checkbox"/> Air	<input type="checkbox"/> Other	\$
Own Car		Mileage at \$0.575 per mile (2020) _____ miles			\$
Lodging		Location: _____			\$
		Location: _____			\$
Meals		Not to exceed \$50/day; please attached receipts for each			\$
Conference fees		Purpose			\$
		Purpose			\$
Other		Purpose			\$
		Purpose			\$
Subtotal					\$ 260.00
Less amount paid by company					\$
Director Signature					Date 11/09/2022
Approver Signature					Date

Please attach original receipts for all listed expenses, sign the form and send to the Accounting Department. See information at the back of this form for approved Per Diems and Expenses for Board Members

Beaumont-Cherry Valley Water District

Record of Board Member Expenses/Claim Form for Reimbursement (Conferences, Meetings, Travels)

Name	Director Lona Williams		Division	2		Member ID- Director #	214	
Email (optional)			Department-	Board of Directors (110)				
BCVWD Meeting Type	Attended	Date	Location of Meeting	Amount				
Regular Board Meeting (Including Engineering Workshop)	<input type="checkbox"/>			\$260 per diem per day				
Finance & Audit Committee Meeting	<input type="checkbox"/>			\$260 per diem per day				
Personnel Committee Meeting	<input type="checkbox"/>			\$260 per diem per day				
Ad Hoc Communications Meeting	<input type="checkbox"/>			\$260 per diem per day				
Collaborative Agency Meeting (BCV-Parks Admin)	<input type="checkbox"/>			\$260 per diem per day				
San Geronio Pass Water Alliance Meeting	<input type="checkbox"/>			\$260 per diem per day				
Special Board Meeting	<input type="checkbox"/>			\$260 per diem per day				
Director Training: <i>ACWA Conf</i>	<input checked="" type="checkbox"/>	<i>11/29-12/1</i>	<i>Indian Wells</i>	\$260 per diem per day				
Other:	<input type="checkbox"/>			\$260 per diem per day				
Other:	<input type="checkbox"/>			\$260 per diem per day				

Is this request to be paid on a meeting not listed under the current Policy? Yes No

Expenses	Dates	Details	Amount
Transportation		<input type="checkbox"/> Taxi/Rental <input type="checkbox"/> Air <input type="checkbox"/> Other <input type="checkbox"/> Taxi/Rental <input type="checkbox"/> Air <input type="checkbox"/> Other	\$
Own Car	<i>11/29/21</i>	Mileage at \$0.625 per mile (2022) <i>94 miles RT</i>	\$ <i>76.37</i>
Lodging		Location: Miles from Director Williams Home to <i>Conference</i>	45.8
		Location: Miles from Director Williams Home to 560 Magnoli	1.8
Meals		Reimbursable <i>Mileage</i> One Way	44
Conference fees		Purpose: <i>Mileage</i>	
		Purpose: Total Reimbursable Miles	88
Other		Purpose: IRS Mileage Rate (cents/mile)	0.625
		Purpose: Reimbursement for Mileage	\$55.00

Director Signature	<i>[Signature]</i>	Date	<i>12/5/2022</i>
Approver Signature	<i>[Signature]</i>	Date	<i>12/19/2022</i>

Please attach original receipts for all listed expenses, sign the form and send to the Accounting Department. See information at the back of this form for approved Per Diems and Expenses for Board Members



**Beaumont-Cherry Valley Water District
Finance and Audit Committee Meeting
January 5, 2023**

Item 6

STAFF REPORT

TO: Finance and Audit Committee
FROM: Finance and Administration Department
SUBJECT: **Review of Amendment to the Fiscal Year 2022 Operating Budget for Electricity - Wells**

Staff Recommendation

Recommend that the Board approve an amendment to the Fiscal Year 2022 Operating Budget for Electricity - Wells of \$167,000.

Background

Under District policy, the General Manager may exercise discretion in administering the approved budget to respond to changed circumstances, provided that any modification of more than \$50,000 shall require approval by the Board.

District staff notes that the Budget Variance Expense Report for 2022 shows that the Electricity - Wells line item has nearly exceeded the adopted annual budget amount of \$2,502,000 as of November 30, 2022. The cost for November's electricity for well pumping of \$166,704.64 reflected in the November 2022 Budget Variance Expense Report reflects a budget variance of \$32,766.56, with December's cost of electricity for well-pumping remaining.

At this time, staff identifies that increased energy cost to produce said water, a year-over-year increase of \$444,193.64 through October 31, has resulted in the need for a budget amendment. District staff further identifies that budgetary savings in other line items will somewhat offset the increased electric cost.

District staff has historically budgeted purchases for electricity for well pumping based upon annual projected well production plus or minus any anticipated or known rate increase from SCE.

This Staff Report summarizes anticipated electric costs associated with well pumping above the 2022 budgeted amount and staff's request for a budget amendment to meet the revised estimated total purchase through the end of 2022.

Analysis

District staff has prepared an analysis of two possible scenarios of projected remaining electric costs for well pumping for December 2022 to project the necessary budget amendment requested.

Table 1 sets forth an estimated budgetary need of \$108,244 to project in December 2022 based on 2021 increased cost.

Table 2 sets forth an estimated budgetary need of \$166,560 to cover December 2022 based on the average cost of 2020 and 2021. Table 2 reflects the more conservative scenario based on the average cost of 2020 and 2021.



**Table 1 – Projected Remaining 2022 Electricity Costs for Well Pumping
Based on the 2021 Increased Cost
(Period of December 1, 2022 – December 31, 2022)**

Remaining Monthly Cost of Electricity for Well Pumping	December	Total
2021 Cost (a)	\$147,121	\$147,121
2020 Cost (b)	\$185,998	\$185,998
Increase (Decrease) in 2021 Cost over 2020 Cost (a) – (b)	(21%)	(21%)
Estimated Decreased Cost (c)	\$(38,877)	\$(38,877)
Estimated Total Cost (a) + (c)	\$108,244	\$108,244

**Table 2 – Projected Remaining 2022 Electricity Costs for Well Pumping
Based on the Average Cost of 2020 and 2021
(Period of December 1, 2022 – December 31, 2022)**

Remaining Monthly Cost of Electricity for Well Pumping	December	Total
2021 Cost	\$147,121	\$147,121
2020 Cost	\$185,998	\$185,998
Average of 2021 and 2020 Cost	\$166,560	\$166,560
Estimated Additional Total Cost	\$167,000	\$167,000

Summary

Board approval is requested to transfer \$167,000 from Capital Replacement Reserve funds to account for the projected 2022 estimated electricity costs for Well pumping above the budgeted amount. This 2022 Budget Amendment is considered to be presented by the Finance and Audit Committee to the Board for consideration.

Fiscal Impact

Board Approved 2022 Operating Budget Expenses (Inclusive of 2021 Carryovers)	\$21,792,700
Mid-year amendment for GL 01-40-410-501101 Electricity - Wells	\$167,000
Amended 2022 Operating Budget Expenses	\$21,959,700

Staff further identifies that at the Regular Meeting of the Board of Directors on August 11, 2021, the Board amended the pass-through Southern California Edison Power Charge to \$0.42 per hundred cubic feet to reflect the actual cost of electricity to pump and deliver water to the consumer. Staff had done an analysis of Southern California Edison (SCE) rate increases and the net effect. Through 2020 with the SCE rate increases, the District was in arrears, and the plan is to track this over time and use smoothing with the net effect being to charge 10 cents more per unit of sale for electricity than the 32 cents being charged previously.



Attachments

Resolution 2023-__: Authorizing an Amendment to the Fiscal Year 2022 Operating Budget

Staff Report prepared by William Clayton, Finance Manager

RESOLUTION 2023-__

**A RESOLUTION OF THE BOARD OF DIRECTORS OF
THE BEAUMONT-CHERRY VALLEY WATER DISTRICT
AUTHORIZING AN AMENDMENT TO THE FISCAL
YEAR 2022 OPERATING BUDGET**

WHEREAS, at its meeting on December 18, 2021, the Board of Directors of the Beaumont-Cherry Valley Water District approved Resolution 2021-25 Adopting the Annual Operating and Capital Improvement Budget for the Fiscal Year Ending Dec 31, 2022; and

WHEREAS, the Board of Directors has carefully reviewed the proposed amendments and finds it necessary and appropriate to balance and amend the 2022 approved District operating budget as designated and attached hereto marked Exhibit "A"; and

NOW THEREFORE, BE IT RESOLVED by the Board of Directors of the Beaumont-Cherry Valley Water District:

1. That \$167,000 is moved from the District's Capital Replacement Reserve to the Operating Budget for Electricity – Wells, 01-40-410-501101
2. That the 2022 Fiscal Year Budget amendment described above in Item 1 is hereby incorporated into the adopted Fiscal Year 2022 budget as adopted on December 18, 2021 by Resolution 2021-25 of the Beaumont-Cherry Valley Water District.
3. The District's General Manager is authorized to take all necessary actions to implement the provisions of the amended FY 2022 Budget as adopted by this Resolution without further Board action.
4. The General Manager is directed to implement the intent of this Resolution as soon as reasonable following applicable procedures. The expenditure amounts designated as amended for FY 2022 are hereby appropriated and may be expended by the departments or funds for which they are designated.

ADOPTED this _____ day of _____, 2023 by the following vote:

AYES:

NOES:

ABSTAIN:

ABSENT:

ATTEST:

Director David Hoffman, President of the
Board of Directors of the
Beaumont-Cherry Valley Water District

Director Daniel Slawson, Secretary to the
Board of Directors of the
Beaumont-Cherry Valley Water District