



BEAUMONT-CHERRY VALLEY WATER DISTRICT
560 Magnolia Avenue, Beaumont, CA 92223

**NOTICE AND AGENDA
MEETING OF THE FINANCE AND AUDIT COMMITTEE
of the Board of Directors**

*This meeting is hereby noticed pursuant to
California Government Code Section 54950 et. seq.*

Thursday, February 2, 2023 - 3:00 p.m.
560 Magnolia Avenue, Beaumont, CA 92223

COVID-19 NOTICE

This meeting of the Finance & Audit Committee is open to the public who would like to attend in person. COVID-19 safety guidelines are in effect pursuant to the Cal/OSHA COVID-19 Prevention Emergency Temporary Standards and the California Department of Public Health Recommendations

- **Face coverings are recommended for vaccinated and unvaccinated persons and should be properly worn over the nose and mouth at all times**
- **Maintain 6 feet of physical distancing from others in the building who are not in your party**

TELECONFERENCE NOTICE

The BCVWD F&A Committee members will attend in person at the BCVWD Administrative Office and/or via Zoom Video Conference pursuant to AB 2449 or Government Code 54953(b) (the Brown Act)

To access the Zoom conference, use the link below:

<https://us02web.zoom.us/j/81357113079?pwd=QTZYV2RZTVBNQ1lqQ2FkTEpXNFdUUT09>

To telephone in, please dial: (669) 900-9128
Enter Meeting ID: 813 5711 3079
Enter Passcode: 346756

*For Public Comment, use the “**Raise Hand**” feature if on the video call when prompted. If dialing in, please dial *9 to “**Raise Hand**” when prompted*

Meeting materials are available on the BCVWD’s website:
<https://bcvwd.org/document-category/fa-committee-agendas/>

FINANCE & AUDIT COMMITTEE MEETING – FEBRUARY 2, 2023

CALL TO ORDER

ROLL CALL

| | |
|--|----------------------|
| | David Hoffman, Chair |
| | Lona Williams |

| | |
|--|-----------------------|
| | Covington (alternate) |
|--|-----------------------|

PUBLIC INPUT

PUBLIC COMMENT: RAISE HAND OR PRESS *9 for Public Comment or to request to speak when prompted. At this time, any person may address the Finance and Audit Committee on matters within its jurisdiction which are not on the agenda. However, any non-agenda matters that require action will be referred to staff for a report and possible action at a subsequent meeting. Please limit your comments to three minutes. Sharing or passing time to another speaker is not permitted.

ACTION ITEMS

1. **Adjustments to the Agenda:** In accordance with Government Code Section 54954.2, additions to the agenda require a 2/3 vote of the legislative body, or if less than 2/3 of the members are present, a unanimous vote of those members present, which makes the determination that there is a need to take action, and the need to take action arose after the posting of the agenda.
 - a. Item(s) to be removed or continued from the Agenda
 - b. Emergency Item(s) to be added to the Agenda
 - c. Changes to the order of the agenda
2. **Review and Acceptance of the Minutes of the Finance and Audit Committee**
Minutes may be accepted by consensus
Note: The January 5, 2023 meeting was canceled due to lack of quorum
 - a. December 1, 2022 Regular Meeting (pages 4 - 7)
3. **Receive and File the Check Register for the Month of December 2022** (pages 8 - 25)
4. **Financial Reports/Recommendations**
 - a. Review of the December 2022 Budget Variance Reports (pages 26 - 30)
 - b. Review of the December 31, 2022 Cash and Investment Balance Report (pages 31 - 43)
 - c. Review of Check Register for the Month of January 2023 (pages 44 - 63)
 - d. Review of January 2023 Invoices Pending Approval (pages 64 - 65)
5. **Expense and Per Diem Compensation Claims Submitted for Approval** (pages 66 - 78)

6. Analysis: Year-To-Date Electric Cost (Quarterly Report) (pages 79 - 83)

7. Action List for Future Meetings

- Chandler Asset Management update
- Procurement of additional water supplies

ANNOUNCEMENTS

- Regular Board Meeting: Wednesday, Feb. 8 at 6 p.m.
- District Offices will be closed on Monday, Feb. 20 in observance of Presidents Day
- Personnel Committee Meeting: Tuesday, Feb. 21 at 5:30 p.m.
- Engineering Workshop: Thursday, Feb. 23 at 6 p.m.
- Collaborative Agencies Committee: Wednesday, Mar. 1 at 5 p.m.
- Finance and Audit Committee Meeting: Thursday, Mar. 2 at 3 p.m.
- Ad Hoc Communications Committee: Tuesday, Mar. 14 at 6 p.m.

ADJOURNMENT

AVAILABILITY OF AGENDA MATERIALS - Agenda exhibits and other writings that are disclosable public records distributed to all or a majority of the members of the Beaumont-Cherry Valley Water District Finance and Audit Committee in connection with a matter subject to discussion or consideration at a meeting of the Finance and Audit Committee are available for public inspection in the District's office, at 560 Magnolia Avenue, Beaumont, California ("District Office") during business hours, Monday through Thursday from 7:30 a.m. to 5 p.m. If such writings are distributed to members of the Board less than 72 hours prior to the meeting, they will be available from the District Office at the same time or within 24 hours' time as they are distributed to Board Members, except that if such writings are distributed one hour prior to, or during the meeting, they can be made available in the Board Room at the District Office. Materials may also be available on the District's website: www.bcvwd.org.

REVISIONS TO THE AGENDA - In accordance with §54954.2(a) of the Government Code (Brown Act), revisions to this Agenda may be made up to 72 hours before the Finance and Audit Committee Meeting, if necessary, after mailings are completed. Interested persons wishing to receive a copy of the set Agenda may pick one up at the District Office, located at 560 Magnolia Avenue, Beaumont, California, up to 72 hours prior to the Finance and Audit Committee Meeting.

REQUIREMENTS RE: DISABLED ACCESS - In accordance with Government Code §54954.2(a), requests for a disability related modification or accommodation, including auxiliary aids or services, in order to attend or participate in a meeting, should be made to the District Office, at least 48 hours in advance of the meeting to ensure availability of the requested service or accommodation. The District Office may be contacted by telephone at (951) 845-9581, email at info@bcvwd.org or in writing at the Beaumont-Cherry Valley Water District, 560 Magnolia Avenue, Beaumont, California 92223.

CERTIFICATION OF POSTING

A copy of the foregoing notice was posted near the regular meeting place of the Finance and Audit Committee of the Beaumont-Cherry Valley Water District and to its website at least 72 hours in advance of the meeting (Government Code §54954.2(a)).



BEAUMONT-CHERRY VALLEY WATER DISTRICT
560 Magnolia Avenue, Beaumont, CA 92223

MINUTES OF THE FINANCE AND AUDIT COMMITTEE MEETING
Thursday, December 1, 2022 at 3:00 p.m.

CALL TO ORDER

Chair Hoffman called the meeting to order at 3:05 p.m.

Verification of Teleconference Participation

Both Committee members were present in person.

Attendance

| | |
|------------------------|---|
| Directors present: | Director Hoffman and Director Williams |
| Directors absent: | None |
| Staff present: | General Manager Dan Jagers Director of Finance and Administration Kirene Bargas, PhD Director of Information Technology Robert Rasha Director of Operations James Bean Finance Manager William Clayton Management Analyst I Erica Gonzales Senior Management Analyst Sylvia Molina Administrative Assistant Cenica Smith |
| Members of the public: | None. |

PUBLIC INPUT: None.

ACTION ITEMS

1. Adjustments to the Agenda: None.
2. Review and Acceptance of the Minutes of the Finance and Audit Committee meeting

Director Hoffman pointed to discussion of election expenses and asked if costs were known; General Manager Jagers said the invoice has not yet been received from the County.

The Committee accepted the minutes of the Finance and Audit Committee Special Meeting of October 20, 2022 and the Regular Meeting of November 3, 2022 by consensus.

3. Receive and file the Check Register for the Month of October 2022

The Committee received and filed the October 2022 Check Register as presented.

4. Financial Reports/Recommendations

- a. Review of the October 2022 Budget Variance Reports
- b. Review of the October 31, 2022 Cash and Investment Balance Report
- c. Review of Check Register for the Month of November 2022
- d. Review of November 2022 Invoices Pending Approval

Chair Hoffman noted that \$640,000 had been budgeted in grant revenue and as of this report \$255,534 has been received. He asked about estimates for the end of the year. Senior Management Analyst Sylvia Molina explained that additional submittals had been made to the grant funder and it is expected the total will be close to the budgeted amount by the end of the year.

Chair Hoffman noted a negative 152.91% in Interest Income-General, indicating that more than anticipated was received and asked about investments. Mr. Jaggars noted that all investments have increased. Hoffman noted that it may be possible that more income than budgeted in 2023 may be received from investments. Ms. Molina indicated that the estimates were conservative. Dr. Bargas advised that Chandler Asset Management representatives will attend the December meeting and can comment.

Chair Hoffman drew attention to non-operating revenue exceeding expectations. Mr. Jaggars indicated this is due to developers rushing to get projects done ahead of higher interest rates and assured that 2023 was budgeted based on predictions.

Dr. Bargas read a statement from Chandler Asset Management regarding the District's portfolio.

Chair Hoffman pointed out the paving expense for the Birdsall pipeline project is a substantial amount but is not related to the City of Beaumont.

Staff responded to questions about the check register. The Committee conversed with Director of Operations James Bean regarding water quality sampling and testing processes, and progress on the District's warehouse conversion.

General Manager Jaggars responded to a question about a payment to the Beaumont Basin Watermaster, reminding about a Board-approved expense for the engineering services related to the upcoming determination of basin safe yield.

After review and discussion, the Committee recommended presenting the Financial Reports to the Board for approval.

5. Expense and Per Diem Compensation Claims Submitted for Approval

President Williams alerted that she had turned in a late per diem request and was assured that there is no time limit.

After review, the Committee recommended presenting the Expense and Per Diem Compensation Claims to the Board for approval.

6. Updates to the Final Draft Fiscal Year 2023 Operating Budget and 2023-2027 Capital Improvement Budget

Dr. Kirene Bargas noted only one change, to the budget expenses, of \$8,500 due to the increase in per diem compensation for the Board. She advised that the determination of Miscellaneous Fees at the December 14, 2022 Board meeting will affect the budget.

Chair Hoffman noted that the budget appears to be where it needs to be, but acknowledged that it is a moving target and may need to be adjusted.

7. BCVWD Fiscal Year 2022 Preliminary Operating Budget Carryovers

Dr. Kirene Bargas explained that the current fiscal year carryover is \$134,765 but may change by the end of the year. This will be brought to the Board.

8. Review Extension of Contract with Wells Fargo for Banking Services for One Year

Dr. Bargas reported that the District has contracted with Wells Fargo since 2013. Normal business practice is to review every 10 years, she advised. Staff recommends keeping Wells Fargo for one more year and in 2023, to release a Request for Proposal for services. At the December 14 meeting, the Board will be asked to approve a one-year extension.

9. Action List for Future Meetings

- *Chandler Asset Management update*
- *Procurement of additional water supplies*
- *Sites Reservoir update*

ANNOUNCEMENTS

Dr. Bargas noted a change in CEO at Chandler Asset Management effective in January.

Chair Hoffman read the following announcements:

- **Beaumont Basin Watermaster Committee:** Wednesday, Dec. 7, 2022 at 11 a.m.
- **Regular Board Meeting:** Wednesday, Dec. 14, 2022 at 6 p.m.
- **District Offices will be closed on the following holidays:**
 - Monday, Dec. 26 – Christmas (observed)
 - Monday, Jan. 2, 2023 New Year's Day (observed)

Subject to the adoption of the 2023 Meeting Schedule:

- **Collaborative Agencies Committee:** Wednesday, Jan. 10 at 6 p.m.

- Finance and Audit Committee Meeting: Thursday, Jan. 5 at 3 p.m.
- Regular Board Meeting: Wednesday, Jan. 11 at 6 p.m.
- Personnel Committee Meeting: Tuesday, Jan. 17 at 5:30 p.m.
- Engineering Workshop: Thursday, Jan. 26 at 6 p.m.

Ms. Cenica Smith added that the Ad Hoc Communications Committee will meet on January 10 at 6 p.m.

ADJOURNMENT: 4:00 P.M.

DRAFT UNTIL APPROVED

David Hoffman, Chairman
to the Finance and Audit Committee
of the Beaumont-Cherry Valley Water District

DRAFT

Accounts Payable

Checks by Date - Detail by Check Date

User: wclayton
 Printed: 12/27/2022 2:56 PM

Beaumont-Cherry Valley Water District

560 Magnolia Avenue
 Beaumont CA 92223
 (951) 845-9581
 www.bcvwd.org



| Check No | Vendor No | Vendor Name | Check Date | Void Checks | Check Amount |
|--|-------------------------|---|------------|-------------|---|
| | Invoice No | Description | Reference | | |
| ACH | 10138 HW201 Nov 2022 | ARCO Business Solutions ARCO Fuel Charges 11/22-11/28/2022 | 12/01/2022 | | 2,320.04 |
| Total for this ACH Check for Vendor 10138: | | | | 0.00 | 2,320.04 |
| 13397 | UB*05120 | James Cockerham Refund Check | 12/01/2022 | | 0.10 |
| Total for Check Number 13397: | | | | 0.00 | 0.10 |
| 13398 | UB*05122 | Janice Crump Refund Check | 12/01/2022 | | 0.02 |
| Total for Check Number 13398: | | | | 0.00 | 0.02 |
| 13399 | UB*05123 | Joshua Hart Refund Check Refund Check Refund Check Refund Check Refund Check Refund Check | 12/01/2022 | | 25.87 12.16 142.87 90.00 16.92 52.50 |
| Total for Check Number 13399: | | | | 0.00 | 340.32 |
| 13400 | UB*05119 | April Jocson Refund Check | 12/01/2022 | | 40.09 |
| Total for Check Number 13400: | | | | 0.00 | 40.09 |
| 13401 | AR-McCl 09072022 | BCVWD/John McClure AR Refund | 12/01/2022 | | 275.03 |
| Total for Check Number 13401: | | | | 0.00 | 275.03 |
| 13402 | UB*05124 | Selena Valenzuela Refund Check Refund Check Refund Check Refund Check Refund Check | 12/01/2022 | | 4.65 11.69 18.27 8.58 6.82 |
| Total for Check Number 13402: | | | | 0.00 | 50.01 |
| 13403 | UB*05121 | Nico Vassol Refund Check | 12/01/2022 | | 0.06 |
| Total for Check Number 13403: | | | | 0.00 | 0.06 |
| 13404 | 10893 701084448039 | Anthem Blue Cross EAP EAP Dec 2022 | 12/01/2022 | | 83.70 |
| Total for Check Number 13404: | | | | 0.00 | 83.70 |

| Check No | Vendor No | Vendor Name | Check Date | Void Checks | Check Amount |
|--|---------------------|--|------------|-------------|--------------|
| 13405 | 10894 0001595376 | Liberty Dental Plan Liberty Dental - Dec 2022 | 12/01/2022 | | 289.26 |
| Total for Check Number 13405: | | | | 0.00 | 289.26 |
| 13406 | 10170 12052022 | Secretary of State Notary Test Fee - E Gonzales | 12/01/2022 | | 40.00 |
| Total for Check Number 13406: | | | | 0.00 | 40.00 |
| Total for 12/1/2022: | | | | 0.00 | 3,438.63 |
| ACH | 10085 | CalPERS Retirement System | 12/08/2022 | | |
| | 1002256603 | PR Batch 00001.12.2022 CalPERS 1% ER Paid | | | 0.59 |
| | 1002256603 | PR Batch 00001.12.2022 CalPERS 7.5% EE PEPA | | | 3,698.33 |
| | 1002256603 | PR Batch 00001.12.2022 CalPERS 8% ER Paid | | | 1,026.42 |
| | 1002256603 | PR Batch 00001.12.2022 CalPERS ER PEPA | | | 4,038.59 |
| | 1002256603 | PR Batch 00001.12.2022 CalPERS 1% ER Paid | | | 216.00 |
| | 1002256603 | PR Batch 00001.12.2022 CalPERS 7% EE Deduction | | | 4.12 |
| | 1002256603 | PR Batch 00001.12.2022 CalPERS 7% EE Deduction | | | 1,512.10 |
| | 1002256603 | PR Batch 00001.12.2022 CalPERS ER Paid Classic | | | 9.35 |
| | 1002256603 | PR Batch 00001.12.2022 CalPERS ER Paid Classic | | | 9,440.07 |
| | 1002256603 | PR Batch 00001.12.2022 CalPERS 8% EE Paid | | | 1,995.19 |
| Total for this ACH Check for Vendor 10085: | | | | 0.00 | 21,940.76 |
| ACH | 10087 | EDD | 12/08/2022 | | |
| | 1-474-024-672 | PR Batch 00001.12.2022 CA SDI | | | 1,823.01 |
| | 1-474-024-672 | PR Batch 00001.12.2022 State Income Tax | | | 10,945.28 |
| | 1-474-024-672 | PR Batch 00001.12.2022 CA SDI | | | 0.65 |
| Total for this ACH Check for Vendor 10087: | | | | 0.00 | 12,768.94 |
| ACH | 10094 | U.S. Treasury | 12/08/2022 | | |
| | 270274221089296 | PR Batch 00001.12.2022 Federal Income Tax | | | 25,013.38 |
| | 270274221089296 | PR Batch 00001.12.2022 FICA Employer Portion | | | 10,393.03 |
| | 270274221089296 | PR Batch 00001.12.2022 FICA Employee Portion | | | 3.75 |
| | 270274221089296 | PR Batch 00001.12.2022 Medicare Employee Portion | | | 0.88 |
| | 270274221089296 | PR Batch 00001.12.2022 Medicare Employer Portion | | | 0.88 |
| | 270274221089296 | PR Batch 00001.12.2022 FICA Employee Portion | | | 10,393.03 |
| | 270274221089296 | PR Batch 00001.12.2022 FICA Employer Portion | | | 3.75 |
| | 270274221089296 | PR Batch 00001.12.2022 Medicare Employer Portion | | | 2,890.50 |
| | 270274221089296 | PR Batch 00001.12.2022 Medicare Employee Portion | | | 2,974.66 |
| Total for this ACH Check for Vendor 10094: | | | | 0.00 | 51,673.86 |
| ACH | 10141 | Ca State Disbursement Unit | 12/08/2022 | | |
| | 42150906 | PR Batch 00001.12.2022 Garnishment | | | 288.46 |
| | 42150910 | PR Batch 00001.12.2022 Garnishment | | | 487.84 |
| Total for this ACH Check for Vendor 10141: | | | | 0.00 | 776.30 |
| ACH | 10203 | Voya Financial | 12/08/2022 | | |
| | VB1450PP25 2022 | PR Batch 00001.12.2022 Deferred Comp | | | 350.00 |
| Total for this ACH Check for Vendor 10203: | | | | 0.00 | 350.00 |
| ACH | 10264 | CalPERS Supplemental Income Plans | 12/08/2022 | | |
| | 1002256599 | PR Batch 00001.12.2022 CalPERS 457 | | | 1,774.94 |
| | 1002256599 | PR Batch 00001.12.2022 457 Catch-Up | | | 417.49 |
| | 1002256599 | PR Batch 00001.12.2022 ROTH-Post-Tax | | | 75.00 |
| | 1002256599 | PR Batch 00001.12.2022 457 Loan Repayment | | | 170.83 |
| | 1002256599 | PR Batch 00001.12.2022 CalPERS 457 % | | | 96.48 |
| | 1002256599 | PR Batch 00001.12.2022 ROTH % Deduction | | | 83.70 |
| Total for this ACH Check for Vendor 10264: | | | | 0.00 | 2,618.44 |

| Check No | Vendor No | Vendor Name | Check Date | Void Checks | Check Amount |
|--|-----------------|--|------------|-------------|--------------|
| ACH | 10895 | Basic Pacific | 12/08/2022 | | |
| | 2013688 | PR Batch 00001.12.2022 Flexible Spending Account (PT) | | | 164.89 |
| | 2013688 | PR Batch 00001.12.2022 Flexible Spending Account (PT)-EE LOA | | | 25.00 |
| Total for this ACH Check for Vendor 10895: | | | | 0.00 | 189.89 |
| ACH | 10984 | MidAmerica Administrative & Retirement Solutions | 12/08/2022 | | |
| | 1670366591833 | PR Batch 00001.12.2022 401(a) Deferred Comp | | | 1,043.60 |
| Total for this ACH Check for Vendor 10984: | | | | 0.00 | 1,043.60 |
| ACH | 10138 | ARCO Business Solutions | 12/08/2022 | | |
| | HW201 Dec 2022 | ARCO Fuel Charges 11/29-12/05/2022 | | | 2,305.52 |
| Total for this ACH Check for Vendor 10138: | | | | 0.00 | 2,305.52 |
| ACH | 10901 | Ameritas Life Insurance Corp. | 12/08/2022 | | |
| | 12012022 Dental | Ameritas Dental Dec 2022 | | | 2,142.24 |
| | 12012022 Vision | Ameritas Vision Dec 2022 | | | 488.72 |
| Total for this ACH Check for Vendor 10901: | | | | 0.00 | 2,630.96 |
| ACH | 10902 | Colonial Life | 12/08/2022 | | |
| | 53743681113321 | Col Life Premiums Nov 2022 | | | 4,740.24 |
| Total for this ACH Check for Vendor 10902: | | | | 0.00 | 4,740.24 |
| ACH | 10903 | The Lincoln National Life Insurance Company | 12/08/2022 | | |
| | 4482060256 | Life & ADD EE/ER Insurance Dec 2022 | | | 692.09 |
| Total for this ACH Check for Vendor 10903: | | | | 0.00 | 692.09 |
| ACH | 10288 | CalPERS Health Fiscal Services Division | 12/08/2022 | | |
| | 142899937 | Admin Fee for Health Ins Dec 2022 | | | 213.75 |
| | 142899937 | Admin Fee for Retired Emp Health Ins Dec 2022 | | | 18.05 |
| | 142899937 | Active Employees Health Ins Dec 2022 | | | 64,780.68 |
| | 142899937 | Retired Employees Health Ins Dec 2022 | | | 2,370.00 |
| | 142899939 | Active Non CalPERS Member Health Ins Dec 2022 | | | 1,871.43 |
| | 142899939 | Admin Fee Non CalPERS Member Health Ins Dec 2022 | | | 6.18 |
| Total for this ACH Check for Vendor 10288: | | | | 0.00 | 69,260.09 |
| ACH | 10288 | CalPERS Health Fiscal Services Division | 12/08/2022 | | |
| | 142899937 | Admin Fee for Health Ins Dec 2022 - Correction | | | 0.03 |
| Total for this ACH Check for Vendor 10288: | | | | 0.00 | 0.03 |
| 2057 | 10387 | Franchise Tax Board | 12/08/2022 | | |
| | PP25 2022 | PR Batch 00001.12.2022 Garnishment FTB | | | 109.03 |
| Total for Check Number 2057: | | | | 0.00 | 109.03 |
| 13407 | UB*05125 | Horne LLP dba CA LIHWAP | 12/08/2022 | | |
| | | Refund Check | | | 69.39 |
| Total for Check Number 13407: | | | | 0.00 | 69.39 |
| 13408 | 10000 | A C Propane Co | 12/08/2022 | | |
| | 241472 | Propane Refill Dec 2022 - 9781 Avenida Miravilla | | | 340.52 |
| | 241472 | Propane Refill Dec 2022 - 9781 Avenida Miravilla | | | 340.52 |
| | 241472 | Propane Refill Dec 2022 - 9781 Avenida Miravilla | | | -340.52 |
| | 241474 | Propane Refill Dec 2022 - 13697 Oak Glen Rd | | | -450.19 |
| | 241474 | Propane Refill Dec 2022 - 13697 Oak Glen Rd | | | 450.19 |
| | 241474 | Propane Refill Dec 2022 - 13697 Oak Glen Rd | | | 505.31 |
| | 241475 | Propane Refill Dec 2022 - 13695 Oak Glen Rd | | | -419.92 |
| | 241475 | Propane Refill Dec 2022 - 13695 Oak Glen Rd | | | 419.92 |
| | 241475 | Propane Refill Dec 2022 - 13695 Oak Glen Rd | | | 419.92 |
| Total for Check Number 13408: | | | | 0.00 | 1,265.75 |

| Check No | Vendor No | Vendor Name | Check Date | Void Checks | Check Amount |
|-------------------------------|----------------|---|------------|-------------|--------------|
| 13409 | 10001 | Action True Value Hardware | 12/08/2022 | | |
| | 11302022 | Supplies - Maint & Repair - Pipelines & Fire Hydrants | | | 19.51 |
| | 11302022 | Supplies - NCRF Maintenance | | | 5.64 |
| | 11302022 | Supplies - Landscape Maintenance | | | 19.38 |
| | 11302022 | Supplies - General Supplies | | | 43.91 |
| Total for Check Number 13409: | | | | 0.00 | 88.44 |
| 13410 | 10962 | The ADT Security Corporation | 12/08/2022 | | |
| | 147887659 | Fire Suppression Alarm System - 560 Magnolia Ave | | | 1,974.00 |
| Total for Check Number 13410: | | | | 0.00 | 1,974.00 |
| 13411 | 10003 | All Purpose Rental | 12/08/2022 | | |
| | 51402 | Saw Blade - Districtwide | | | 28.93 |
| Total for Check Number 13411: | | | | 0.00 | 28.93 |
| 13412 | 10144 | Alsco Inc | 12/08/2022 | | |
| | LYUM1674187 | Cleaning Mats/Shop Towels 12th/Palm Nov 2022 | | | 39.58 |
| | LYUM1674188 | Cleaning Mats/Air Fresheners 560 Magnolia Nov 2022 | | | 55.36 |
| | LYUM1677605 | Cleaning Mats/Shop Towels 12th/Palm Nov 2022 | | | 40.55 |
| | LYUM1677606 | Cleaning Mats/Air Fresheners 560 Magnolia Nov 2022 | | | 56.87 |
| Total for Check Number 13412: | | | | 0.00 | 192.36 |
| 13413 | 10420 | Amazon Capital Services, Inc. | 12/08/2022 | | |
| | 13H3-T34H-33C9 | Reflective Photo Eye - District Buildings | | | 220.89 |
| | 13LV-4CKR-743D | Motion Security Lights - District Buildings | | | 215.48 |
| | 1LMP-QJ64-4WKC | Office Supplies | | | 31.20 |
| | 1Q17-VGH6-1RHK | Motion Security Lights - District Buildings | | | 312.59 |
| | 1RHC-N9GG-3H4W | Thermal Imager | | | 878.90 |
| | 1XMY-NLCJ-WJCG | Well Rail Power Supply - Returned | | | -99.80 |
| Total for Check Number 13413: | | | | 0.00 | 1,559.26 |
| 13414 | 10272 | Babcock Laboratories Inc | 12/08/2022 | | |
| | 11302022 | 12 SOC Samples | | | 4,868.70 |
| | 11302022 | 4 Nitrate Samples | | | 70.56 |
| | 11302022 | 77 Coliform Water Samples | | | 3,565.87 |
| Total for Check Number 13414: | | | | 0.00 | 8,505.13 |
| 13415 | 10283 | BCVWD Custodian of Petty Cash | 12/08/2022 | | |
| | 11282022 | Postage - Engineering Agreements | | | 1.32 |
| | 11282022 | Water - Board Meetings | | | 18.76 |
| | 11282022 | Water - Board Meetings | | | 9.72 |
| Total for Check Number 13415: | | | | 0.00 | 29.80 |
| 13416 | 10271 | Beaumont Ace Home Center | 12/08/2022 | | |
| | 11302022 | Maint & Repair - 560 Magnolia Ave Supplies | | | 41.22 |
| | 11302022 | Landscape Maint Supplies | | | 51.60 |
| | 11302022 | Production Small Tools Supplies | | | 417.17 |
| | 11302022 | Maint & Repair - General Equipment Supplies | | | 26.91 |
| | 11302022 | General Supplies | | | 377.99 |
| | 11302022 | Meter Maint & Service Supplies | | | 20.19 |
| | 11302022 | Maint & Repair - Pumping Equip Supplies | | | 178.19 |
| | 11302022 | Maint & Repair - Pumping Equip Supplies | | | 21.91 |
| | 11302022 | Materials - MDP Line 16 Pipeline Replacement Project | | | 208.02 |
| | 11302022 | NCRF/Canyon Maint Supplies | | | 38.22 |
| | 11302022 | Maint & Repair - 851 E 6th St Supplies | | | 5.05 |
| | 11302022 | General Safety Supplies | | | 342.46 |
| | 11302022 | Transmission & Distribution Small Tools Supplies | | | 48.45 |
| Total for Check Number 13416: | | | | 0.00 | 1,777.38 |

| Check No | Vendor No | Vendor Name | Check Date | Void Checks | Check Amount |
|-------------------------------|---|---|------------|-------------|--|
| 13417 | 10382 1780 | Beaumont Power Equipment Inc Trimmer Line - District Weed Eaters | 12/08/2022 | | 109.84 |
| Total for Check Number 13417: | | | | 0.00 | 109.84 |
| 13418 | 11075 206699 | Bonafide Enterprises INC Maintenance Inspection - Unit 21/OD 217,508 | 12/08/2022 | | 125.00 |
| Total for Check Number 13418: | | | | 0.00 | 125.00 |
| 13419 | 10774 725685 725687 | Jesus Camacho (25) Truck Washes Nov 2022 (24) Truck Washes Nov 2022 | 12/08/2022 | | 315.00 298.00 |
| Total for Check Number 13419: | | | | 0.00 | 613.00 |
| 13420 | 10822 29510437 29510437 29510437 29510437 29510438 29510438 | Canon Financial Services, Inc Meter Usage - 10/01-10/31/2022 Meter Usage - 10/01-10/31/2022 Contract Charge - 11/01-11/30/2022 - 851 E 6th St Contract Charge - 11/01-11/30/2022 - 560 Magnolia Ave Meter Usage - 10/01-10/31/2022 Contract Charge - 11/01-11/30/2022 - 12th/Palm | 12/08/2022 | | 811.09 136.23 238.56 329.33 145.82 235.78 |
| Total for Check Number 13420: | | | | 0.00 | 1,896.81 |
| 13421 | 10614 40198 | Cherry Valley Automotive Flat Repair - Unit 35/OD 35,689 | 12/08/2022 | | 10.00 |
| Total for Check Number 13421: | | | | 0.00 | 10.00 |
| 13422 | 10351 T1-0268275 | Cherry Valley Nursery & Landscape Supply Main Line Leak Repair - 8th St and Palm Ave | 12/08/2022 | | 90.36 |
| Total for Check Number 13422: | | | | 0.00 | 90.36 |
| 13423 | 10016 EP2022-0298 | City of Beaumont EP0298 - 1275 Michigan Ave in Alley | 12/08/2022 | | 490.63 |
| Total for Check Number 13423: | | | | 0.00 | 490.63 |
| 13424 | 10112 857535 | Cla-Val Parts - Pressure Reducing Station Repair | 12/08/2022 | | 7,257.22 |
| Total for Check Number 13424: | | | | 0.00 | 7,257.22 |
| 13425 | 10266 18280 | Cozad & Fox Inc. Design & Engineering Services - 2020/2021 Pipeline Rplcmnt Proj | 12/08/2022 | | 5,423.90 |
| Total for Check Number 13425: | | | | 0.00 | 5,423.90 |
| 13426 | 10390 S1496915.001 S1496915.002 | Dangelo Company Parts - Service Repair Parts - Service Line Repair | 12/08/2022 | | 92.26 73.73 |
| Total for Check Number 13426: | | | | 0.00 | 165.99 |
| 13427 | 10942 0004309940 0004309941 | Diamond Environmental Services LP (1) Rental and Service Portable Restroom - 11/21-12/18/2022 (2) Rental and Service Handicap Restrooms - 11/21-12/18/2022 | 12/08/2022 | | 102.06 271.10 |
| Total for Check Number 13427: | | | | 0.00 | 373.16 |

| Check No | Vendor No | Vendor Name | Check Date | Void Checks | Check Amount |
|-------------------------------|--------------|--|------------|-------------|--------------|
| 13428 | 10244 | Fiserv Inc | 12/08/2022 | | |
| | 11182022 | Replacement for customer NSF - 15025349833 | | | 20.00 |
| | 12012022 | Replacement for customer NSF - 1120708139 | | | 99.13 |
| | 12082022 | Replacement for customer NSF - 15025349833 | | | 20.00 |
| Total for Check Number 13428: | | | | 0.00 | 139.13 |
| 13429 | 10600 | Gaicho Pest Control Inc. | 12/08/2022 | | |
| | 12052022 | NCR I Rodent Control Dec 2022 | | | 1,000.00 |
| Total for Check Number 13429: | | | | 0.00 | 1,000.00 |
| 13430 | 10303 | Grainger Inc | 12/08/2022 | | |
| | 9536076582 | 1-1/2 HP Pump - Well 23 Chlorinator | | | 1,942.13 |
| Total for Check Number 13430: | | | | 0.00 | 1,942.13 |
| 13431 | 10321 | Julian Herrera Jr | 12/08/2022 | | |
| | 12022022 | Boot Reimbursement - J Herrera | | | 200.00 |
| Total for Check Number 13431: | | | | 0.00 | 200.00 |
| 13432 | 10937 | Industrial Fire Protection | 12/08/2022 | | |
| | 1186 | Annual Extinguisher Stored Pressure | | | 499.50 |
| | 1186 | Annual Extinguisher Maintenance Performed | | | 4,101.00 |
| Total for Check Number 13432: | | | | 0.00 | 4,600.50 |
| 13433 | 10398 | Infosend, Inc | 12/08/2022 | | |
| | 224913 | Nov 2022 Supply Charges for Utility Billing | | | 780.26 |
| | 224913 | Nov 2022 Processing Fee for Utility Billing | | | 1,056.49 |
| | 224914 | Nov 2022 Postage Charges for Utility Billing | | | 5,255.45 |
| Total for Check Number 13433: | | | | 0.00 | 7,092.20 |
| 13434 | 10273 | Inland Water Works Supply Co. | 12/08/2022 | | |
| | S1053281.003 | Meter Coupling 1 X 2 | | | 567.05 |
| | S1054187.005 | 1 x 5 U Branch | | | 402.95 |
| | S1054187.006 | 1 x 5 U Branch | | | 4,513.05 |
| | S1054917.009 | 1 x 5 U Branch | | | 8,059.01 |
| | S1054918.003 | 1 x 5 U Branch | | | 8,059.01 |
| | S1056420.003 | Materials - 5th St from California Ave to Michigan Ave | | | 37,786.13 |
| | S1056854.003 | Materials - Appletree Lane Pipeline Replacement | | | 63,197.00 |
| | S1059626.015 | Materials - 5th St from California Ave to Michigan Ave | | | 778.93 |
| | S1059626.016 | Materials - 5th St from California Ave to Michigan Ave | | | 937.16 |
| | S1059626.017 | Materials - 5th St from California Ave to Michigan Ave | | | 18,797.26 |
| | S1059626.018 | Materials - 5th St from California Ave to Michigan Ave | | | 16,447.60 |
| | S1059672.005 | Materials - Michigan Ave from 5th St to 6th St | | | 1,009.48 |
| | S1059798.003 | Curb Stop Lockwing FIP X FIP 1 Style (Lock-Off) | | | 110.65 |
| | S1059798.004 | Curb Stop Lockwing FIP X FIP 1 Style (Lock-Off) | | | 885.22 |
| | S1060622.002 | 3/4" X 1/16" Neoprene Meter Gasket | | | 295.67 |
| | S1060622.002 | 3/4" X 1/16" Plastic Meter Gasket | | | 49.42 |
| | S1060622.002 | 1" X 1/16" Plastic Meter Gasket | | | 80.25 |
| | S1060644.006 | Materials - 2022-2023 Service Replacements | | | 1,617.20 |
| Total for Check Number 13434: | | | | 0.00 | 163,593.04 |
| 13435 | 10148 | MCC Equipment Rentals Inc. | 12/08/2022 | | |
| | 222-33-1 | Retention - Contract Labor - MDP Line 16 Pipeline Relocation | | | -10,794.96 |
| | 222-33-1 | Contract Labor - MDP Line 16 Pipeline Relocation Project | | | 215,899.26 |
| | 222-33-A | 4 8 X1 Saddles | | | 379.84 |
| | 222-33-A | 44 8 X1 Saddles | | | 4,178.24 |
| | 222-33-A | Sales Tax - 48 8X1 Saddles | | | -327.84 |
| Total for Check Number 13435: | | | | 0.00 | 209,334.54 |

| Check No | Vendor No | Vendor Name | Check Date | Void Checks | Check Amount |
|-------------------------------|---|---|------------|-------------|--|
| 13436 | 11130 12022022 | Michael Custer Remove/Cut Branches Encroaching on Cust Property | 12/08/2022 | | 700.00 |
| Total for Check Number 13436: | | | | 0.00 | 700.00 |
| 13437 | 10055 6885 | Nino's Shell Fuel Charges 02/17 - 09/21/2022 | 12/08/2022 | | 956.87 |
| Total for Check Number 13437: | | | | 0.00 | 956.87 |
| 13438 | 10056 W8776935 W8776935 W8854835 W8854835 | RDO Equipment Co. Trust# 80-5800 2000 Hr. Maintenance - John Deere Backhoe Labor - 2000 Hr. Maintenance - John Deere Backhoe E Brake/Seat Repairs - John Deere Backhoe Labor - E Brake/Seat Repairs - John Deere Backhoe | 12/08/2022 | | 1,322.41 2,460.00 1,059.17 1,320.00 |
| Total for Check Number 13438: | | | | 0.00 | 6,161.58 |
| 13439 | 10223 239248 | Richards, Watson & Gershon Legal Services Sept 2022 Board Approval 11/09/2022 | 12/08/2022 | | 8,714.20 |
| Total for Check Number 13439: | | | | 0.00 | 8,714.20 |
| 13440 | 10171 10312022 | Riverside Assessor - County Recorder Oct 2022 Lien Fees | 12/08/2022 | | 80.00 |
| Total for Check Number 13440: | | | | 0.00 | 80.00 |
| 13441 | 10527 61153901 61194363 | Robert Half Talent Solutions Temp Engineering Admin - 11/21-11/23/2022 Temp Engineering Admin - 11/28-12/01/2022 | 12/08/2022 | | 191.60 1,582.44 |
| Total for Check Number 13441: | | | | 0.00 | 1,774.04 |
| 13442 | 10317 191814 191814 | Robertson's Ready Mix Sand for Main Line Leaks Sand for Service Lines | 12/08/2022 | | 1,587.87 1,587.85 |
| Total for Check Number 13442: | | | | 0.00 | 3,175.72 |
| 13443 | 11017 426224 426224 | SOLV- Business Solutions 2022 Tax Forms Sales Tax - 2022 Tax Forms | 12/08/2022 | | 117.28 -8.44 |
| Total for Check Number 13443: | | | | 0.00 | 108.84 |
| 13444 | 10431 40180 | Southern California West Coast Electric 20% Progress - Electrical for Inventory Warehouse Upgrade | 12/08/2022 | | 12,020.00 |
| Total for Check Number 13444: | | | | 0.00 | 12,020.00 |
| 13445 | 10063 1261331 1266246 1266248 1267569 1267652 1267653 1268940 1273270 | The Record Gazette Social Media/Public Outreach RFP Professional Audit Services RFP Actuarial Services/OPEB RFP Board Per Diem Public Hearing Notice Professional Audit Services RFP Actuarial Services/OPEB RFP Notice of Unclaimed Funds Notice Inviting Bids - 2017 Pipeline Replacement Project | 12/08/2022 | | 642.44 318.83 318.83 304.00 333.18 318.83 508.00 1,252.00 |
| Total for Check Number 13445: | | | | 0.00 | 3,996.11 |

| Check No | Vendor No | Vendor Name | Check Date | Void Checks | Check Amount |
|--|-----------------|---|------------|-------------|--------------|
| 13446 | 10255 | Unlimited Services Building Maintenance | 12/08/2022 | | |
| | 0461580-IN | Dec 2022 Janitorial Services for 815 E 12th St | | | 150.00 |
| | 0461581-IN | Dec 2022 Janitorial Services for 560 Magnolia Ave | | | 845.00 |
| | 0461719-IN | Dec 2022 Janitorial Services for 851 E 6th St | | | 160.00 |
| Total for Check Number 13446: | | | | 0.00 | 1,155.00 |
| 13447 | 10778 | Urban Habitat | 12/08/2022 | | |
| | 7736 | Landscape Contract Service - Nov 2022 | | | 5,140.50 |
| Total for Check Number 13447: | | | | 0.00 | 5,140.50 |
| 13448 | 10421 | Vulcan Materials Company | 12/08/2022 | | |
| | 73490245 | Temp Asphalt | | | 1,230.97 |
| | 73490245 | Temp Asphalt | | | 1,230.98 |
| Total for Check Number 13448: | | | | 0.00 | 2,461.95 |
| 13449 | 10385 | Waterline Technologies, Inc. - PSOC | 12/08/2022 | | |
| | 5611586 | Parts - District Chlorinators | | | 364.41 |
| Total for Check Number 13449: | | | | 0.00 | 364.41 |
| Total for 12/8/2022: | | | | 0.00 | 637,856.86 |
| ACH | 10030 | Southern California Edison | 12/12/2022 | | |
| | 700154530138Nov | Electricity 10/19-11/17/2022 - 815 E 12th Ave | | | 502.96 |
| | 700154530138Nov | Electricity 10/19-11/21/2022 - Wells | | | 120,515.34 |
| | 700154530138Nov | Electricity 10/24-11/21/2022 - 9781 Avenida Miravilla | | | 110.03 |
| | 700154530138Nov | Electricity 10/24-11/21/2022 - 560 Magnolia Ave | | | 1,773.20 |
| | 700154530138Nov | Electricity 10/24-11/21/2022 - Well 25 | | | 46,189.30 |
| | 700154530138Nov | Electricity 10/24-11/21/2022 - 851 E 6th St | | | 196.13 |
| | 700359906319Nov | Electricity 10/24-11/21/2022 - 13695 Oak Glen Rd | | | 184.87 |
| | 700359906319Nov | Electricity 10/24-11/21/2022 - 13697 Oak Glen Rd | | | 151.82 |
| | 700359906319Nov | Electricity 10/24-11/21/2022 - 12303 Oak Glen Rd | | | 318.65 |
| Total for this ACH Check for Vendor 10030: | | | | 0.00 | 169,942.30 |
| ACH | 10031 | Staples Business Advantage | 12/12/2022 | | |
| | 3522576183 | Office Supplies | | | 234.30 |
| | 3523021189 | Office Supplies | | | 25.96 |
| | 3523512675 | Office Supplies | | | 344.95 |
| | 3523512677 | Office Supplies | | | 8.61 |
| | 3524010791 | Office Supplies | | | 10.47 |
| Total for this ACH Check for Vendor 10031: | | | | 0.00 | 624.29 |
| ACH | 10042 | Southern California Gas Company | 12/12/2022 | | |
| | 07132135000Nov | Monthly Gas Charges 10/26-11/28/2022 | | | 16.27 |
| Total for this ACH Check for Vendor 10042: | | | | 0.00 | 16.27 |
| ACH | 10052 | Home Depot Credit Services | 12/12/2022 | | |
| | 11302022 | Storage Tote - 12th/Palm | | | 120.51 |
| | 11302022 | Stucco/Paint - Well 22 Building | | | 27.60 |
| | 11302022 | Extension Cord/Drill Bit - Field Staff | | | 162.67 |
| | 11302022 | Replace Toilet - 12303 Oak Glen Rd | | | 192.87 |
| | 11302022 | Fix a Flat - Fleet Maintenance | | | 11.82 |
| | 11302022 | Disinfecting Wipes - 12th/Palm | | | 105.25 |
| | 11302022 | Pending Credit Received | | | -29.00 |
| Total for this ACH Check for Vendor 10052: | | | | 0.00 | 591.72 |

| Check No | Vendor No | Vendor Name | Check Date | Void Checks | Check Amount |
|--|-----------------|--|------------|-------------|--------------|
| ACH | 10132 | South Coast AQMD | 12/12/2022 | | |
| | 4083152 | ICE (50-500 HP) EM Elec Gen - Nat Gas - Fac ID 26688 - Well 21 | | | 468.76 |
| | 4084420 | Flat Fee For Last Fiscal Year Emissions - Fac ID 26688 - Well 21 | | | 151.85 |
| Total for this ACH Check for Vendor 10132: | | | | 0.00 | 620.61 |
| ACH | 10147 | Online Information Services, Inc | 12/12/2022 | | |
| | 1162607 | 171 Credit Reports for Nov 2022 | | | 536.16 |
| | 1162607 | BCVWD Credit Check to Provide to Vendor | | | 19.92 |
| Total for this ACH Check for Vendor 10147: | | | | 0.00 | 556.08 |
| ACH | 10350 | NAPA Auto Parts | 12/12/2022 | | |
| | 189378 | Windshield Wipers - Unit 12 | | | 32.30 |
| | 190639 | Mud Flaps/Tail Light - Unit 12 | | | 145.42 |
| | 190650 | Tail Light Bulbs - Unit 12 | | | 25.47 |
| | 190651 | Electric Grease - Unit 12 | | | 9.49 |
| | 190775 | Tail Light Bulbs - Unit 42 | | | 18.30 |
| Total for this ACH Check for Vendor 10350: | | | | 0.00 | 230.98 |
| ACH | 10743 | Townsend Public Affairs, Inc | 12/12/2022 | | |
| | | Consulting Services - Dec 2022 | | | 5,000.00 |
| Total for this ACH Check for Vendor 10743: | | | | 0.00 | 5,000.00 |
| ACH | 10350 | NAPA Auto Parts | 12/12/2022 | | |
| | 190650 | Tail Light Bulbs - Unit 12 Correction | | | 1.97 |
| | 190651 | Electric Grease - Unit 12 Correction | | | 0.74 |
| Total for this ACH Check for Vendor 10350: | | | | 0.00 | 2.71 |
| ACH | 10030 | Southern California Edison | 12/12/2022 | | |
| | 700154530138Nov | Electricity 10/19-11/21/2022 - Wells | | | 0.02 |
| Total for this ACH Check for Vendor 10030: | | | | 0.00 | 0.02 |
| 13450 | 10527 | Robert Half Talent Solutions | 12/12/2022 | | |
| | 61153901 | Temp Engineering Admin - 11/21-11/23/2022 | | | 1,000.00 |
| Total for Check Number 13450: | | | | 0.00 | 1,000.00 |
| Total for 12/12/2022: | | | | 0.00 | 178,584.98 |
| ACH | 10138 | ARCO Business Solutions | 12/15/2022 | | |
| | HW201 Dec 2022 | ARCO Fuel Charges 12/06-12/12/2022 | | | 2,429.01 |
| Total for this ACH Check for Vendor 10138: | | | | 0.00 | 2,429.01 |
| Total for 12/15/2022: | | | | 0.00 | 2,429.01 |
| ACH | 10781 | Umpqua Bank | 12/16/2022 | | |
| | 10019 | C R & R Incorporated | | | |
| | | Monthly Charges 3 YD Commercial Bin Nov 2022 | | | 310.41 |
| | 10034 | US Postal Service | | | |
| | | 1,600 Postage Stamps | | | 960.00 |
| | 10037 | Waste Management Of Inland Empire | | | |
| | | Recycling Dumpster Charges - 815 E 12th St Nov 2022 | | | 101.49 |
| | | Organics Cart Charges - 815 E 12th St Nov 2022 | | | 56.68 |
| | | Yard Dumpsters - 815 E 12th St Nov 2022 | | | 335.09 |
| | | Recycling Dumpster Charges - 560 Magnolia Nov 2022 | | | 101.49 |
| | | Monthly Sanitation - 560 Magnolia Nov 2022 | | | 123.24 |
| | | Overage Service Charge - 560 Magnolia Nov 2022 | | | 71.95 |
| | 10116 | Verizon Wireless Services LLC | | | |
| | | Cell Phone/iPad Charges for Nov 2022 | | | 1,269.85 |

| Check No | Vendor No | Vendor Name | Check Date | Void Checks | Check Amount |
|----------|-----------|---|------------|-------------|--------------|
| 10173 | | California Society of Municipal Finance Officers | | | |
| | | Investment Accounting - K Bargas | | | 200.00 |
| | | Investment Accounting - S Molina | | | 200.00 |
| 10224 | | Legal Shield | | | |
| | | Monthly Prepaid Legal for Employees Nov 2022 | | | 123.55 |
| | | Monthly Prepaid Legal for Employees Oct 2022 | | | 123.55 |
| 10274 | | Beaumont Chamber of Commerce | | | |
| | | Chamber Breakfast - D Slawson - Pending Credit | | | 25.00 |
| | | Chamber Breakfast - L Williams | | | 25.00 |
| | | Chamber Breakfast - D Hoffinan | | | 25.00 |
| 10284 | | Underground Service Alert of Southern California | | | |
| | | 115 New Ticket Charges Oct 2022 | | | 201.25 |
| | | Monthly Maintenance Fee | | | 10.00 |
| 10298 | | State of California Department of Consumer Affairs | | | |
| | | Civil Engineer License Renewal - D Jaggars | | | 180.00 |
| 10397 | | Wal-Mart | | | |
| | | Boots - D Williams | | | 85.62 |
| 10409 | | Stater Bros | | | |
| | | Team Building Supplies | | | 24.22 |
| 10424 | | Top-Line Industrial Supply, LLC | | | |
| | | 95 Lb. Ingersoll Rand Jack Hammer Asphalt Cutter | | | 126.89 |
| | | Ingersoll Rand Backfill Tamper | | | 1,913.71 |
| | | 35 Lb. Ingersoll Rand Jack Hammer | | | 1,524.56 |
| | | 95 Lb. Ingersoll Rand Jack Hammer | | | 1,802.92 |
| | | DEF Fluid for Heavy Equipment | | | 167.55 |
| | | Impact Socket - Unit 42 | | | 34.64 |
| 10546 | | Frontier Communications | | | |
| | | 10/25-11/24/2022 Nov 2022 FIOS/FAX 851 E 6th St | | | 354.99 |
| | | 10/10-11/09/2022 Oct 2022 FIOS/FAX 12th/Palm | | | 562.13 |
| | | 10/25-11/24/2022 Nov 2022 FIOS/FAX 560 Magnolia Ave | | | 503.83 |
| 10588 | | Marriot Hotels | | | |
| | | CSDA Conf Hotel - L Williams - 11/30/2022 | | | 189.56 |
| | | CSDA Conf Hotel - L Williams - 11/29/2022 | | | 189.56 |
| 10589 | | MasterCPE | | | |
| | | Online Education Subscription - 11/2022-10/2023 - W Clayton | | | 149.00 |
| 10623 | | WP Engine | | | |
| | | Web Host for BCVWD Website Nov 2022 | | | 115.00 |
| 10655 | | CompTIA | | | |
| | | Annual Membership Renewal | | | 150.00 |
| 10692 | | MMSoft Design | | | |
| | | Network Monitoring Software Dec 2022 | | | 280.68 |
| 10734 | | SonicWall Services | | | |
| | | IT Security Annual Renewal | | | 5,208.84 |
| 10736 | | Embassy Suites Hotels | | | |
| | | CSDA Board Secretary Conf Hotel - C Smith 11/07-11/10/2022 | | | 696.04 |
| 10761 | | BLS*Spamtitan | | | |
| | | Monthly Web Filter License Dec 2022 | | | 71.88 |
| 10784 | | Autodesk, Inc | | | |
| | | Auto CAD Software 851 E 6th St - Nov 2022 | | | 235.00 |
| | | Auto CAD Software 851 E 6th St - Nov 2022 | | | 960.00 |
| 10790 | | Microsoft | | | |
| | | Monthly Microsoft Office License - Nov 2022 | | | 1,078.00 |
| | | Monthly Microsoft Office License - Nov 2022 | | | 16.40 |
| | | Monthly Microsoft Exchange - Nov 2022 | | | 378.40 |
| 10840 | | Ready Fresh (Arrowhead) | | | |
| | | Water - 10/23-11/22/2022 - 851 E 6th St | | | 123.90 |
| 10892 | | Zoom Video Communications, Inc. | | | |
| | | (10) Video Conference - Dec 2022 | | | 205.90 |
| 10918 | | Apple.com | | | |
| | | Cloud Storage - iPads | | | 9.99 |

| Check No | Vendor No | Vendor Name | Check Date | Void Checks | Check Amount |
|--|---------------|--|------------|-------------|--------------|
| | 10926 | SSD Alarm | | | |
| | | Alarm Equip/Rent/Service/Monitor - 815 12th St | | | 125.00 |
| | | Alarm Equip/Rent/Service/Monitor - 560 Magnolia Ave | | | 362.13 |
| | | Alarm Equip/Rent/Service/Monitor - 851 E 6th St | | | 77.69 |
| | | Alarm Equip/Rent/Service/Monitor - 11083 Cherry Ave | | | 59.50 |
| | 10952 | Eventbrite | | | |
| | | 2022 State of Riverside County - D Slawson - Pending Credit | | | 50.00 |
| | 10978 | Nextiva, Inc. | | | |
| | | Monthly Phone Service Nov 2022 | | | 2,600.49 |
| | 10999 | Backblaze | | | |
| | | Offsite Backup Storage - Dec 2022 | | | 69.64 |
| | 11133 | ARC Document Solutions | | | |
| | | Print and Deliver Mylar Plans - MDP Line 16 Relocation Project | | | 527.65 |
| | 11134 | ICMA | | | |
| | | Training Materials - HR | | | 161.72 |
| | | ICMA Annual Affiliate Membership | | | 200.00 |
| | 11135 | Jessie Lebang Taxi | | | |
| | | CSDA Board Secretary Conf - Taxi - C Smith 11/07/2022 | | | 24.15 |
| | 11136 | MRE Star | | | |
| | | Emergency Food - Disaster Preparedness | | | 831.25 |
| | 11137 | Rolon Smog & Auto Registration | | | |
| | | Smog Check - Unit 3/OD 80,461 | | | 55.00 |
| | | Smog Check - Unit 4/OD 65,621 | | | 55.00 |
| | | Smog Check - Unit 17/OD 88,167 | | | 55.00 |
| | 11138 | Ready America | | | |
| | | Emergency Food - Disaster Preparedness | | | 1,074.17 |
| | 11139 | RotoRooter | | | |
| | | Replace Broken Toilet - 12303 Oak Glen Rd | | | 650.00 |
| Total for this ACH Check for Vendor 10781: | | | | 0.00 | 28,581.15 |
| Total for 12/16/2022: | | | | 0.00 | 28,581.15 |
| ACH | 10085 | CalPERS Retirement System | 12/22/2022 | | |
| | 1002266783 | PR Batch 00002.12.2022 CalPERS ER Paid Classic | | | 442.10 |
| | 1002266783 | PR Batch 00002.12.2022 CalPERS 1% ER Paid | | | 216.00 |
| | 1002266783 | PR Batch 00002.12.2022 One-time CalPERS adjustment 253 | | | 203.44 |
| | 1002266783 | PR Batch 00002.12.2022 CalPERS 7.5% EE PEPRA | | | 3,705.02 |
| | 1002266783 | PR Batch 00002.12.2022 CalPERS ER PEPRA | | | 4,045.89 |
| | 1002266783 | PR Batch 00002.12.2022 CalPERS 7% EE Deduction | | | 1,512.10 |
| | 1002266783 | PR Batch 00002.12.2022 One-time CalPERS adjustment 194 | | | -38.98 |
| | 1002266783 | PR Batch 00002.12.2022 CalPERS 8% EE Paid | | | 1,929.56 |
| | 1002266783 | PR Batch 00002.12.2022 CalPERS Payment Adj (PT) 253 | | | -90.15 |
| | 1002266783 | PR Batch 00002.12.2022 CalPERS 8% ER Paid | | | 222.44 |
| | 1002266783 | PR Batch 00002.12.2022 CalPERS Payment Adj (PT) 253 | | | 184.30 |
| | 1002266783 | PR Batch 00002.12.2022 CalPERS 8% ER Paid | | | 1,014.46 |
| | 1002266783 | PR Batch 00002.12.2022 CalPERS ER Paid Classic | | | 9,285.86 |
| | 1002266783 | PR Batch 00002.12.2022 One-time CalPERS adjustment 220 | | | 39.35 |
| Total for this ACH Check for Vendor 10085: | | | | 0.00 | 22,671.39 |
| ACH | 10087 | EDD | 12/22/2022 | | |
| | 2-114-432-224 | PR Batch 00002.12.2022 State Income Tax | | | 225.46 |
| | 2-114-432-224 | PR Batch 00002.12.2022 State Income Tax | | | 6,425.22 |
| | 2-114-432-224 | PR Batch 00002.12.2022 CA SDI | | | 1,290.00 |
| | 2-114-432-224 | PR Batch 00004.12.2022 State Income Tax | | | 3.12 |
| | 2-114-432-224 | PR Batch 00002.12.2022 CA SDI | | | 12.77 |
| Total for this ACH Check for Vendor 10087: | | | | 0.00 | 7,956.57 |

| Check No | Vendor No | Vendor Name | Check Date | Void Checks | Check Amount |
|--|-----------------|---|------------|-------------|--------------|
| ACH | 10094 | U.S. Treasury | 12/22/2022 | | |
| | 270275661081283 | PR Batch 00002.12.2022 FICA Employee Portion | | | 7,501.62 |
| | 270275661081283 | PR Batch 00002.12.2022 Medicare Employee Portion | | | 2,247.74 |
| | 270275661081283 | PR Batch 00002.12.2022 FICA Employer Portion | | | 152.14 |
| | 270275661081283 | PR Batch 00002.12.2022 Medicare Employer Portion | | | 44.26 |
| | 270275661081283 | PR Batch 00002.12.2022 Federal Income Tax | | | 16,229.16 |
| | 270275661081283 | PR Batch 00003.12.2022 Federal Income Tax | | | 48.90 |
| | 270275661081283 | PR Batch 00002.12.2022 FICA Employee Portion | | | 152.14 |
| | 270275661081283 | PR Batch 00003.12.2022 Medicare Employer Portion | | | 24.36 |
| | 270275661081283 | PR Batch 00002.12.2022 Federal Income Tax | | | 466.19 |
| | 270275661081283 | PR Batch 00004.12.2022 Medicare Employer Portion | | | 4.11 |
| | 270275661081283 | PR Batch 00002.12.2022 Medicare Employee Portion | | | 44.26 |
| | 270275661081283 | PR Batch 00002.12.2022 FICA Employer Portion | | | 7,501.62 |
| | 270275661081283 | PR Batch 00003.12.2022 Medicare Employee Portion | | | 24.36 |
| | 270275661081283 | PR Batch 00004.12.2022 Medicare Employee Portion | | | 4.11 |
| | 270275661081283 | PR Batch 00002.12.2022 Medicare Employer Portion | | | 2,164.94 |
| Total for this ACH Check for Vendor 10094: | | | | 0.00 | 36,609.91 |
| ACH | 10141 | Ca State Disbursement Unit | 12/22/2022 | | |
| | 42310656 | PR Batch 00002.12.2022 Garnishment | | | 288.46 |
| | 42310662 | PR Batch 00002.12.2022 Garnishment | | | 487.84 |
| Total for this ACH Check for Vendor 10141: | | | | 0.00 | 776.30 |
| ACH | 10203 | Voya Financial | 12/22/2022 | | |
| | VB1450PP26 2022 | PR Batch 00002.12.2022 Deferred Comp | | | 350.00 |
| Total for this ACH Check for Vendor 10203: | | | | 0.00 | 350.00 |
| ACH | 10264 | CalPERS Supplemental Income Plans | 12/22/2022 | | |
| | 1002266808 | PR Batch 00002.12.2022 CalPERS 457 % | | | 98.06 |
| | 1002266808 | PR Batch 00002.12.2022 100% Contribution | | | 240.11 |
| | 1002266808 | PR Batch 00002.12.2022 457 Catch-Up | | | 417.49 |
| | 1002266808 | PR Batch 00002.12.2022 ROTH-Post-Tax | | | 75.00 |
| | 1002266808 | PR Batch 00002.12.2022 CalPERS 457 | | | 420.04 |
| | 1002266808 | PR Batch 00002.12.2022 457 Loan Repayment | | | 170.83 |
| | 1002266808 | PR Batch 00002.12.2022 ROTH % Deduction | | | 83.70 |
| Total for this ACH Check for Vendor 10264: | | | | 0.00 | 1,505.23 |
| ACH | 10895 | Basic Pacific | 12/22/2022 | | |
| | 2074571 | PR Batch 00002.12.2022 Adjustment to FSA (PT) | | | -13.88 |
| | 2074571 | PR Batch 00002.12.2022 Flexible Spending Account (PT) EE on LOA | | | 25.00 |
| | 2074571 | PR Batch 00002.12.2022 Flexible Spending Account (PT) | | | 164.89 |
| | 2074571 | PR Batch 00002.12.2022 Adjustment to FSA (PT) | | | 13.62 |
| Total for this ACH Check for Vendor 10895: | | | | 0.00 | 189.63 |
| ACH | 10984 | MidAmerica Administrative & Retirement Solutions | 12/22/2022 | | |
| | 1671583124819 | PR Batch 00002.12.2022 401(a) Deferred Comp | | | 1,043.60 |
| Total for this ACH Check for Vendor 10984: | | | | 0.00 | 1,043.60 |
| ACH | 10138 | ARCO Business Solutions | 12/22/2022 | | |
| | HW201 Dec 2022 | ARCO Fuel Charges 12/13-12/19/2022 | | | 3,033.85 |
| Total for this ACH Check for Vendor 10138: | | | | 0.00 | 3,033.85 |
| 2060 | 10387 | Franchise Tax Board | 12/22/2022 | | |
| | PP 26 2022 | PR Batch 00002.12.2022 Garnishment FTB | | | 109.03 |
| Total for Check Number 2060: | | | | 0.00 | 109.03 |

| Check No | Vendor No | Vendor Name | Check Date | Void Checks | Check Amount |
|-------------------------------|----------------------|---|------------|-------------|--|
| 13451 | UB*05145 | Reuben Cordoba Refund Check | 12/22/2022 | | 50.66 |
| Total for Check Number 13451: | | | | 0.00 | 50.66 |
| 13452 | AR-De F 0000735 | John De Falco/BCVWD AR Refund-Will Serve Deposit | 12/22/2022 | | 402.00 |
| Total for Check Number 13452: | | | | 0.00 | 402.00 |
| 13453 | UB*04956 12122022 | George Delano Reissue Unclaimed Refund | 12/22/2022 | | 150.00 |
| Total for Check Number 13453: | | | | 0.00 | 150.00 |
| 13454 | UB*05143 | Granite Construction Refund Check Refund Check Refund Check Refund Check | 12/22/2022 | | 373.55 1,847.67 154.68 69.45 |
| Total for Check Number 13454: | | | | 0.00 | 2,445.35 |
| 13455 | UB*05127 | Paul Jarrett Refund Check | 12/22/2022 | | 5.00 |
| Total for Check Number 13455: | | | | 0.00 | 5.00 |
| 13456 | UB*05126 | Joane Lorenzen Refund Check Refund Check Refund Check Refund Check Refund Check | 12/22/2022 | | 0.11 0.06 0.06 0.07 250.34 |
| Total for Check Number 13456: | | | | 0.00 | 250.64 |
| 13457 | UB*05142 | Lyle Parks Jr. Construction (gal x 100) Refund Check Refund Check Refund Check Refund Check | 12/22/2022 | | 367.92 192.60 630.72 1,833.00 |
| Total for Check Number 13457: | | | | 0.00 | 3,024.24 |
| 13458 | UB*05141 | Ronnie Mitchell Refund Check | 12/22/2022 | | 82.53 |
| Total for Check Number 13458: | | | | 0.00 | 82.53 |
| 13459 | UB*05130 | Richmond American Homes Refund Check Refund Check Refund Check Refund Check | 12/22/2022 | | 3.02 2.17 6.30 49.29 |
| Total for Check Number 13459: | | | | 0.00 | 60.78 |
| 13460 | UB*05136 | Richmond American Homes Refund Check Refund Check Refund Check Refund Check | 12/22/2022 | | 5.40 15.88 16.94 7.52 |
| Total for Check Number 13460: | | | | 0.00 | 45.74 |

| Check No | Vendor No | Vendor Name | Check Date | Void Checks | Check Amount |
|-------------------------------|-----------|---|------------|-------------|---------------------------------|
| 13461 | UB*05138 | Richmond American Homes Refund Check Refund Check Refund Check Refund Check | 12/22/2022 | | 5.70 115.05 7.94 16.59 |
| Total for Check Number 13461: | | | | 0.00 | 145.28 |
| 13462 | UB*05128 | Richmond American Homes of Maryland Refund Check | 12/22/2022 | | 45.66 |
| Total for Check Number 13462: | | | | 0.00 | 45.66 |
| 13463 | UB*05129 | Richmond American Homes of Maryland Refund Check | 12/22/2022 | | 88.78 |
| Total for Check Number 13463: | | | | 0.00 | 88.78 |
| 13464 | UB*05131 | Richmond American Homes of Maryland Refund Check | 12/22/2022 | | 41.27 |
| Total for Check Number 13464: | | | | 0.00 | 41.27 |
| 13465 | UB*05132 | Richmond American Homes of Maryland Refund Check | 12/22/2022 | | 64.28 |
| Total for Check Number 13465: | | | | 0.00 | 64.28 |
| 13466 | UB*05133 | Richmond American Homes of Maryland Refund Check | 12/22/2022 | | 76.53 |
| Total for Check Number 13466: | | | | 0.00 | 76.53 |
| 13467 | UB*05134 | Richmond American Homes of Maryland Refund Check | 12/22/2022 | | 45.66 |
| Total for Check Number 13467: | | | | 0.00 | 45.66 |
| 13468 | UB*05135 | Richmond American Homes of Maryland Refund Check | 12/22/2022 | | 43.91 |
| Total for Check Number 13468: | | | | 0.00 | 43.91 |
| 13469 | UB*05137 | Richmond American Homes of Maryland Refund Check Refund Check Refund Check Refund Check | 12/22/2022 | | 7.26 5.21 58.17 15.16 |
| Total for Check Number 13469: | | | | 0.00 | 85.80 |
| 13470 | UB*05139 | Richmond American Homes of Maryland Refund Check Refund Check Refund Check Refund Check | 12/22/2022 | | 8.47 17.68 122.33 6.08 |
| Total for Check Number 13470: | | | | 0.00 | 154.56 |
| 13471 | UB*05140 | Richmond American Homes of Maryland Refund Check | 12/22/2022 | | 43.91 |
| Total for Check Number 13471: | | | | 0.00 | 43.91 |
| 13472 | UB*05144 | RSI Communities-California LLC Refund Check | 12/22/2022 | | 50.13 |
| Total for Check Number 13472: | | | | 0.00 | 50.13 |

| Check No | Vendor No | Vendor Name | Check Date | Void Checks | Check Amount |
|-------------------------------|---|---|------------|-------------|---|
| 13473 | UB*05146 | Thomas Yu Refund Check | 12/22/2022 | | 283.67 |
| Total for Check Number 13473: | | | | 0.00 | 283.67 |
| 13474 | 10792 01012023 | A-1 Financial Services Jan 2023 Rent - 851 E. 6th St Eng. Office | 12/22/2022 | | 2,317.96 |
| Total for Check Number 13474: | | | | 0.00 | 2,317.96 |
| 13475 | 10420 1TXN-9L1N-K4LW | Amazon Capital Services, Inc. Security Lights - District Buildings | 12/22/2022 | | 374.94 |
| Total for Check Number 13475: | | | | 0.00 | 374.94 |
| 13476 | 10283 12212022 | BCVWD Custodian of Petty Cash Copy of Police Report | 12/22/2022 | | 13.00 |
| Total for Check Number 13476: | | | | 0.00 | 13.00 |
| 13477 | 10173 200014484 200014484 | California Society of Municipal Finance Officers Inland Empire Chapter Meeting - S Delgadillo Inland Empire Chapter Meeting - E Gonzales | 12/22/2022 | | 65.00 65.00 |
| Total for Check Number 13477: | | | | 0.00 | 130.00 |
| 13478 | 10822 29671438 29671438 29671438 29671438 29671439 29671439 | Canon Financial Services, Inc Contract Charge - 12/01-12/31/2022 - 560 Magnolia Ave Meter Usage - 11/01-11/30/2022 Meter Usage - 11/01-11/30/2022 Contract Charge - 12/01-12/31/2022 - 851 E 6th St Contract Charge - 12/01-12/31/2022 - 12th/Palm Meter Usage - 11/01-11/30/2022 | 12/22/2022 | | 329.33 38.70 903.68 238.56 235.78 104.11 |
| Total for Check Number 13478: | | | | 0.00 | 1,850.16 |
| 13479 | 10614 40338 40338 40388 40388 40412 | Cherry Valley Automotive Labor - Oil/Filter - Unit 47/OD 6,362 Oil/Filter - Unit 47/OD 6,362 3 Tires - Unit 4/OD 65,905 Labor - 3 Tires - Unit 4/OD 65,905 Flat Repair - Unit 48/OD 6,591 | 12/22/2022 | | 20.00 31.30 577.03 60.00 20.00 |
| Total for Check Number 13479: | | | | 0.00 | 708.33 |
| 13480 | 10351 T1-0169877 T1-0257249 | Cherry Valley Nursery & Landscape Supply Sod - Palm Ave Leak Rock - Service Line Repair | 12/22/2022 | | 5.39 180.00 |
| Total for Check Number 13480: | | | | 0.00 | 185.39 |
| 13481 | 10016 EP2022-0277 EP2022-0297 EP2022-0318 | City of Beaumont EP0277 - 276 E 11th St EP0297 - 1284 Palm Ave EP0318 - 1222 E 6th St | 12/22/2022 | | 645.56 645.56 490.63 |
| Total for Check Number 13481: | | | | 0.00 | 1,781.75 |
| 13482 | 11038 32423069 | Clark Pest Control Quarterly Pest Control - 560 Magnolia Ave | 12/22/2022 | | 195.00 |
| Total for Check Number 13482: | | | | 0.00 | 195.00 |

| Check No | Vendor No | Vendor Name | Check Date | Void Checks | Check Amount |
|-------------------------------|--------------|--|------------|-------------|--------------|
| 13483 | 10112 | Cla-Val | 12/22/2022 | | |
| | 858555 | Valve Maintenance and Repair - Hannon Tank | | | 4,528.26 |
| | 858814 | Well 23 Discharge Replacement | | | 18,992.02 |
| | 858985 | Maintenance - PRV Station at Noble Tank | | | 6,128.90 |
| Total for Check Number 13483: | | | | 0.00 | 29,649.18 |
| 13484 | 10347 | Anthony Cove | 12/22/2022 | | |
| | 4700235 | Boot Reimbursement - A Cove | | | 161.57 |
| Total for Check Number 13484: | | | | 0.00 | 161.57 |
| 13485 | 10772 | CV Strategies | 12/22/2022 | | |
| | 7091 | Strategic Communication Services - Nov 2022 (Contract) | | | 3,541.25 |
| | 7099 | Strategic Communication Services - Nov 2022 (Non Contract) | | | 671.25 |
| Total for Check Number 13485: | | | | 0.00 | 4,212.50 |
| 13486 | 10561 | Knute Dahlstrom | 12/22/2022 | | |
| | 12112022 | Boot Reimbursement - K Dahlstrom | | | 168.55 |
| Total for Check Number 13486: | | | | 0.00 | 168.55 |
| 13487 | 11140 | Ericka Enriquez | 12/22/2022 | | |
| | 72202048932 | Reimbursement Holiday Tree - E Enriquez | | | 60.61 |
| Total for Check Number 13487: | | | | 0.00 | 60.61 |
| 13488 | 10244 | Fiserv Inc | 12/22/2022 | | |
| | 1032807 | Replacement for customer NSF - 15025349833 | | | 20.00 |
| Total for Check Number 13488: | | | | 0.00 | 20.00 |
| 13489 | 11036 | Erica Gonzales | 12/22/2022 | | |
| | 12212022 | Reimbursement - Passport Photo Notary Test - E Gonzales | | | 18.31 |
| | 12222022 | Reimbursement - Live Scan Notary Certification - E Gonzales | | | 65.56 |
| Total for Check Number 13489: | | | | 0.00 | 83.87 |
| 13490 | 10303 | Grainger Inc | 12/22/2022 | | |
| | 9542298998 | Level Switches - Well 21 Chlorinator | | | 26.95 |
| | 9545316466 | Check Valves - Sump Pumps/Stock | | | 440.30 |
| Total for Check Number 13490: | | | | 0.00 | 467.25 |
| 13491 | 11098 | Harper & Associates Engineering, Inc. | 12/22/2022 | | |
| | ENG-7981 | Engineering Services - 2022/2023 Tank Rehab Project - Oct 2022 | | | 780.00 |
| Total for Check Number 13491: | | | | 0.00 | 780.00 |
| 13492 | 10337 | Hilltop Geotechnical, Inc | 12/22/2022 | | |
| | 19005 | Soil Compaction Testing | | | 787.50 |
| Total for Check Number 13492: | | | | 0.00 | 787.50 |
| 13493 | 10273 | Inland Water Works Supply Co. | 12/22/2022 | | |
| | S1056420.005 | Materials - 5th St Replacement Pipeline | | | 143,007.37 |
| | S1056854.006 | Materials - 2017 Pipeline Replacement Proj - Appletree Lane | | | 17,324.40 |
| | S1059626.019 | Materials - 5th St Replacement Pipeline | | | 464.62 |
| | S1059626.020 | Materials - 5th St Replacement Pipeline | | | 13,571.07 |
| | S1061755.001 | Materials - Pipeline 6A, 7, 8 MDP Line 16 Relocations | | | 1,282.05 |
| | S1061777.001 | Materials - Pipeline 6A, 7, 8 MDP Line 16 Relocations | | | 2,238.35 |
| | S1061951.001 | Materials - Pipeline 6A, 7, 8 MDP Line 16 Relocations | | | 3,321.31 |
| Total for Check Number 13493: | | | | 0.00 | 181,209.17 |

| Check No | Vendor No | Vendor Name | Check Date | Void Checks | Check Amount |
|-------------------------------|--------------|--|------------|-------------|--------------|
| 13494 | 10809 | Inner-City Auto Repair & Tires | 12/22/2022 | | |
| | 3597 | Oil/Filter/Link Kit/Cabin Filter - Unit 12/OD 72,585 | | | 294.97 |
| | 3597 | Labor - Oil/Filter/Link Kit/Cabin Filter - Unit 12/OD 72,585 | | | 262.50 |
| | 3598 | Labor - Oil/Filter/Gear Oil/Brake Pads/Rotor - Unit 3/OD 80,575 | | | 270.00 |
| | 3598 | Oil/Filter/Gear Oil/Brake Pads/Rotor - Unit 3/OD 80,575 | | | 458.11 |
| | 3618 | Labor - Oil/Filter/Gear Oil/Gasket/Wiper - Unit 37/OD 51,485 | | | 120.00 |
| | 3618 | Oil/Filter/Gear Oil/Gasket/Wiper Blade - Unit 37/OD 51,485 | | | 307.30 |
| | 3628 | Labor - Oil/Filter - Unit 38/OD 45,231 | | | 20.00 |
| | 3628 | Oil/Filter - Unit 38/OD 45,231 | | | 89.11 |
| Total for Check Number 13494: | | | | 0.00 | 1,821.99 |
| 13495 | 11100 | Loomis Armored US, LLC | 12/22/2022 | | |
| | 13148020 | Armored Truck Service - Nov 2022 | | | 297.15 |
| Total for Check Number 13495: | | | | 0.00 | 297.15 |
| 13496 | 10562 | Lorena Lopez | 12/22/2022 | | |
| | 12072022 | Reimbursement - Employee Appreciation Holiday Gifts - L Lopez | | | 565.07 |
| Total for Check Number 13496: | | | | 0.00 | 565.07 |
| 13497 | 10797 | Raftelis Financial Consultants, Inc | 12/22/2022 | | |
| | 26257 | Professional Services - Financial Plan Update - Nov 2022 | | | 382.50 |
| Total for Check Number 13497: | | | | 0.00 | 382.50 |
| 13498 | 11141 | Riverside Local Agency Formation Commission | 12/22/2022 | | |
| | BCVWD-121322 | Research Dep - APN 407-160-007, 407-140-010, 418-280-019/021/023 | | | 160.00 |
| Total for Check Number 13498: | | | | 0.00 | 160.00 |
| 13499 | 10527 | Robert Half Talent Solutions | 12/22/2022 | | |
| | 61233193 | Temp Engineering Admin - 12/05-12/08/2022 | | | 1,588.80 |
| | 61270793 | Temp Engineering Admin - 12/12-12/15/2022 | | | 1,535.97 |
| Total for Check Number 13499: | | | | 0.00 | 3,124.77 |
| 13500 | 10689 | Safety Compliance Company | 12/22/2022 | | |
| | 216613 | Safety Meeting - Respiratory Illness - 11/15/2022 | | | 250.00 |
| | 217024 | Safety Meeting - Holiday Accidents - 12/07/2022 | | | 250.00 |
| Total for Check Number 13500: | | | | 0.00 | 500.00 |
| 13501 | 10042 | Southern California Gas Company | 12/22/2022 | | |
| | 412022070006 | Utility Location Request - 5th St/California Ave to Michigan Ave | | | 40.50 |
| Total for Check Number 13501: | | | | 0.00 | 40.50 |
| 13502 | 10341 | State Water Resources Control Board | 12/22/2022 | | |
| | WD-0218025 | Annual Permit Fee - Fac 4DW0527 - 07/01/2022 - 06/30/2023 | | | 3,274.00 |
| Total for Check Number 13502: | | | | 0.00 | 3,274.00 |
| 13503 | 10385 | Waterline Technologies, Inc. - PSOC | 12/22/2022 | | |
| | 5614109 | Chlorine - Well 25 | | | 1,722.50 |
| Total for Check Number 13503: | | | | 0.00 | 1,722.50 |
| 13504 | 10753 | Lona Williams | 12/22/2022 | | |
| | 12012022 | CSDA Conf Mileage Reimbursement - L Williams - 11/29-12/01/2022 | | | 55.00 |
| Total for Check Number 13504: | | | | 0.00 | 55.00 |

| Check No | Vendor No | Vendor Name | Check Date | Void Checks | Check Amount |
|--|--------------------------|--|------------|-------------|--------------|
| 13505 | AR-De F 027094-2 | John De Falco/BCVWD Apply Refund to Billed Meter Fee | 12/22/2022 | | 98.00 |
| Total for Check Number 13505: | | | | 0.00 | 98.00 |
| Total for 12/22/2022: | | | | 0.00 | 319,130.10 |
| ACH | 10030 700154530138Dec | Southern California Edison Electricity 11/21-12/21/22 - Well 16 | 12/28/2022 | | 9,206.48 |
| Total for this ACH Check for Vendor 10030: | | | | 0.00 | 9,206.48 |
| ACH | 10138 HW201 Dec 2022 | ARCO Business Solutions ARCO Fuel Charges 12/20-12/26/2022 | 12/28/2022 | | 1,810.90 |
| Total for this ACH Check for Vendor 10138: | | | | 0.00 | 1,810.90 |
| Total for 12/28/2022: | | | | 0.00 | 11,017.38 |
| Report Total (149 checks): | | | | 0.00 | 1,181,038.11 |

AP Checks by Date - Detail by Check Date (12/27/2022 2:56 PM)

Page 18

General Ledger
Budget Variance Revenue

Beaumont-Cherry Valley Water District

560 Magnolia Avenue
Beaumont CA 92223
(951) 845-9581
www.bcvwd.org



User: wclayton
Printed: 1/26/2023 5:27:56 PM
Period 12 - 12
Fiscal Year 2022

| Account Number | Description | Budget | Period Amt | End Bal | Variance | % Avail/ Uncollect |
|----------------------|--------------------------------|-------------------------|------------------------|-------------------------|--------------------------|-----------------------|
| 50 | GENERAL | | | | | |
| 01-50-510-419051 | Grant Revenue | \$ 640,000.00 | \$ - | \$ 328,638.02 | \$ 311,361.98 | 48.65% |
| | Grant Rev | \$ 640,000.00 | \$ - | \$ 328,638.02 | \$ 311,361.98 | 48.65% |
| 01-50-510-490001 | Interest Income - Bonita Vista | \$ 1,000.00 | \$ 47.00 | \$ 345.62 | \$ 654.38 | 65.44% |
| 01-50-510-490011 | Interest Income - Fairway Cnyn | \$ 281,000.00 | \$ 275,946.13 | \$ 275,946.13 | \$ 5,053.87 | 1.80% |
| 01-50-510-490021 | Interest Income - General | \$ 126,000.00 | \$ 4,156.00 | \$ 323,775.88 | \$ (197,775.88) | -156.96% |
| 01-50-510-490041 | Rlzd Gain/Loss on Investment | \$ - | \$ - | \$ 47,395.23 | \$ (47,395.23) | -100.00% |
| | Interest Income | \$ 408,000.00 | \$ 280,149.13 | \$ 647,462.86 | \$ (239,462.86) | -58.69% |
| 01-50-510-481001 | Fac Fees-Wells | \$ 1,210,000.00 | \$ 149,072.00 | \$ 1,757,498.94 | \$ (547,498.94) | -45.25% |
| 01-50-510-481006 | Fac Fees-Water Rights (SWP) | \$ 766,000.00 | \$ - | \$ 520,378.82 | \$ 245,621.18 | 32.07% |
| 01-50-510-481012 | Fac Fees-Water Treatment Plant | \$ 576,000.00 | \$ 70,917.00 | \$ 836,082.92 | \$ (260,082.92) | -45.15% |
| 01-50-510-481018 | Fac Fees-Local Water Resources | \$ 304,000.00 | \$ - | \$ 206,027.53 | \$ 97,972.47 | 32.23% |
| 01-50-510-481024 | Fac Fees-Recycled Water | \$ 877,000.00 | \$ 107,954.00 | \$ 1,316,799.12 | \$ (439,799.12) | -50.15% |
| 01-50-510-481030 | Fac Fees-Transmission (16") | \$ 980,000.00 | \$ 120,736.00 | \$ 1,423,428.89 | \$ (443,428.89) | -45.25% |
| 01-50-510-481036 | Fac Fees-Storage | \$ 1,255,000.00 | \$ 154,616.00 | \$ 1,822,860.47 | \$ (567,860.47) | -45.25% |
| 01-50-510-481042 | Fac Fees-Booster | \$ 87,000.00 | \$ 10,703.00 | \$ 126,184.07 | \$ (39,184.07) | -45.04% |
| 01-50-510-481048 | Fac Fees-Pressure Reducing Stn | \$ 45,000.00 | \$ 5,467.00 | \$ 64,453.73 | \$ (19,453.73) | -43.23% |
| 01-50-510-481054 | Fac Fees-Miscellaneous Project | \$ 39,000.00 | \$ 4,774.00 | \$ 56,283.55 | \$ (17,283.55) | -44.32% |
| 01-50-510-481060 | Fac Fees-Financing Costs | \$ 191,000.00 | \$ 23,485.00 | \$ 278,206.61 | \$ (87,206.61) | -45.66% |
| 01-50-510-485001 | Front Footage Fees | \$ 24,000.00 | \$ - | \$ 38,428.00 | \$ (14,428.00) | -60.12% |
| | Non-Operating Revenue | \$ 6,354,000.00 | \$ 647,724.00 | \$ 8,446,632.65 | \$ (2,092,632.65) | -32.93% |
| 01-50-510-410100 | Sales | \$ 6,367,000.00 | \$ 353,848.90 | \$ 5,815,895.75 | \$ 551,104.25 | 8.66% |
| 01-50-510-410151 | Agricultural Irrigation Sales | \$ 29,000.00 | \$ (823.64) | \$ 18,907.84 | \$ 10,092.16 | 34.80% |
| 01-50-510-410171 | Construction Sales | \$ 203,000.00 | \$ 2,740.50 | \$ 165,131.52 | \$ 37,868.48 | 18.65% |
| 01-50-510-413001 | Backflow Administration Charge | \$ 51,000.00 | \$ 5,558.75 | \$ 51,110.11 | \$ (110.11) | -0.22% |
| 01-50-510-413011 | Fixed Meter Charges | \$ 4,243,000.00 | \$ 420,726.41 | \$ 4,729,568.57 | \$ (486,568.57) | -11.47% |
| 01-50-510-413021 | Meter Fees | \$ 300,000.00 | \$ 53,018.00 | \$ 790,215.00 | \$ (490,215.00) | -163.41% |
| 01-50-510-415001 | SGPWA Importation Charges | \$ 4,349,000.00 | \$ 250,763.76 | \$ 3,949,756.41 | \$ 399,243.59 | 9.18% |
| 01-50-510-415011 | SCE Power Charges | \$ 2,467,000.00 | \$ 146,278.86 | \$ 2,303,248.45 | \$ 163,751.55 | 6.64% |
| 01-50-510-417001 | 2nd Notice Penalties | \$ 61,000.00 | \$ 7,865.00 | \$ 60,595.00 | \$ 405.00 | 0.66% |
| 01-50-510-417011 | 3rd Notice Charges | \$ 14,000.00 | \$ 4,090.00 | \$ 32,025.00 | \$ (18,025.00) | -128.75% |
| 01-50-510-417021 | Account Reinstatement Fees | \$ 10,000.00 | \$ 7,900.00 | \$ 50,900.00 | \$ (40,900.00) | -409.00% |
| 01-50-510-417031 | Lien Processing Fees | \$ 2,000.00 | \$ 1,100.00 | \$ 5,100.00 | \$ (3,100.00) | -155.00% |
| 01-50-510-417041 | Credit Check Processing Fees | \$ 11,000.00 | \$ 805.00 | \$ 11,090.00 | \$ (90.00) | -0.82% |
| 01-50-510-417051 | Returned Check Fees | \$ 3,000.00 | \$ 425.00 | \$ 4,700.00 | \$ (1,700.00) | -56.67% |
| 01-50-510-417061 | Customer Damage/Upgrade Charge | \$ 22,000.00 | \$ 6,186.00 | \$ 23,841.34 | \$ (1,841.34) | -8.37% |
| 01-50-510-417071 | After-Hours Call Out Charges | \$ 1,000.00 | \$ 150.00 | \$ 1,200.00 | \$ (200.00) | -20.00% |
| 01-50-510-417081 | Bench Test Fees | \$ - | \$ - | \$ 90.00 | \$ (90.00) | #DIV/0! |
| 01-50-510-417091 | Credit Card Processing Fees | \$ 51,000.00 | \$ 5,349.75 | \$ 62,907.31 | \$ (11,907.31) | -23.35% |
| 01-50-510-419001 | Rebates and Reimbursements | \$ - | \$ - | \$ - | \$ - | 0.00% |
| 01-50-510-419011 | Development Income | \$ 226,000.00 | \$ 21,901.14 | \$ 317,342.40 | \$ (91,342.40) | -40.42% |
| 01-50-510-419012 | Development Income - GIS | \$ 308,000.00 | \$ - | \$ - | \$ 308,000.00 | 100.00% |
| 01-50-510-419031 | Well Maintenance Reimbursement | \$ 8,000.00 | \$ - | \$ 192,184.24 | \$ (184,184.24) | -2302.30% |
| 01-50-510-419061 | Miscellaneous Income | \$ 1,000.00 | \$ 10,589.20 | \$ 44,630.32 | \$ (43,630.32) | -4363.03% |
| | Operating Revenue | \$ 18,727,000.00 | \$ 1,298,472.63 | \$ 18,630,439.26 | \$ 96,560.74 | 0.52% |
| 01-50-510-471001 | Maint Fees - 12303 Oak Glen Rd | \$ 9,000.00 | \$ 830.16 | \$ 9,331.76 | \$ (331.76) | -3.69% |
| 01-50-510-471011 | Maint Fees - 13695 Oak Glen Rd | \$ 6,000.00 | \$ 521.36 | \$ 5,934.96 | \$ 65.04 | 1.08% |
| 01-50-510-471021 | Maint Fees - 13697 Oak Glen Rd | \$ 7,000.00 | \$ 585.52 | \$ 6,640.72 | \$ 359.28 | 5.13% |
| 01-50-510-471031 | Maint Fees - 9781 AveMiravilla | \$ 5,000.00 | \$ 481.26 | \$ 5,493.86 | \$ (493.86) | -9.88% |
| 01-50-510-471101 | Utilities - 12303 Oak Glen Rd | \$ 5,000.00 | \$ 333.41 | \$ 4,122.72 | \$ 877.28 | 17.55% |
| 01-50-510-471111 | Utilities - 13695 Oak Glen Rd | \$ 4,000.00 | \$ 482.47 | \$ 4,756.86 | \$ (756.86) | -18.92% |
| 01-50-510-471121 | Utilities - 13697 Oak Glen Rd | \$ 6,000.00 | \$ 688.53 | \$ 5,004.30 | \$ 995.70 | 16.60% |
| 01-50-510-471131 | Utilities - 9781 Ave Miravilla | \$ 4,000.00 | \$ 479.72 | \$ 4,305.05 | \$ (305.05) | -7.63% |
| | Rent/Utilities | \$ 46,000.00 | \$ 4,402.43 | \$ 45,590.23 | \$ 409.77 | 0.89% |
| Revenue Total | | \$ 26,175,000.00 | \$ 2,230,748.19 | \$ 28,098,763.02 | \$ (1,923,763.02) | -7.35% |

General Ledger
Budget Variance Expense

User: wclayton
Printed: 1/26/2023 5:37:59 PM
Period 12 - 12
Fiscal Year 2022



| Account Number | Description | Budget | Period Amt | End Bal | Variance | Encumbered | % Avail/ Uncollect |
|----------------------|--|----------------------|---------------------|----------------------|----------------------|------------|-----------------------|
| 10 | BOARD OF DIRECTORS | | | | | | |
| 01-10-110-500101 | Board of Directors Fees | \$ 86,800.00 | \$ 5,460.00 | \$ 85,280.00 | \$ 1,520.00 | \$ - | 1.75% |
| 01-10-110-500115 | Social Security | \$ 5,500.00 | \$ 338.52 | \$ 5,287.36 | \$ 212.64 | \$ - | 3.87% |
| 01-10-110-500120 | Medicare | \$ 2,200.00 | \$ 79.17 | \$ 1,236.56 | \$ 963.44 | \$ - | 43.79% |
| 01-10-110-500125 | Health Insurance | \$ 67,200.00 | \$ 3,899.09 | \$ 46,789.08 | \$ 20,410.92 | \$ - | 30.37% |
| 01-10-110-500140 | Life Insurance | \$ 1,200.00 | \$ 9.71 | \$ 131.68 | \$ 1,068.32 | \$ - | 89.03% |
| 01-10-110-500143 | EAP Program | \$ 1,100.00 | \$ 7.75 | \$ 93.00 | \$ 1,007.00 | \$ - | 91.55% |
| 01-10-110-500145 | Workers' Compensation | \$ 1,000.00 | \$ 32.16 | \$ 483.41 | \$ 516.59 | \$ - | 51.66% |
| 01-10-110-500175 | Training/Education/Mtgs/Travel | \$ 21,000.00 | \$ 55.00 | \$ 15,287.67 | \$ 5,712.33 | \$ - | 27.20% |
| | Board of Directors Personnel | \$ 186,000.00 | \$ 9,881.40 | \$ 154,588.76 | \$ 31,411.24 | \$ - | 16.89% |
| 01-10-110-550042 | Supplies-Other | \$ 1,000.00 | \$ - | \$ 349.38 | \$ 650.62 | \$ - | 65.06% |
| | Board of Directors Materials & Supplies | \$ 1,000.00 | \$ - | \$ 349.38 | \$ 650.62 | \$ - | 65.06% |
| 01-10-110-550012 | Election Expenses | \$ 6,000.00 | \$ - | \$ 6.00 | \$ 5,994.00 | \$ - | 99.90% |
| 01-10-110-550051 | Advertising/Legal Notices | \$ 4,000.00 | \$ - | \$ 3,049.45 | \$ 950.55 | \$ - | 23.76% |
| | Board of Directors Services | \$ 10,000.00 | \$ - | \$ 3,055.45 | \$ 6,944.55 | \$ - | 69.45% |
| Expense Total | BOARD OF DIRECTORS | \$ 197,000.00 | \$ 9,881.40 | \$ 157,993.59 | \$ 39,006.41 | \$ - | 19.80% |
| 20 | ENGINEERING | | | | | | |
| 01-20-210-500105 | Labor | \$ 525,500.00 | \$ 22,400.41 | \$ 398,534.38 | \$ 126,965.62 | \$ - | 24.16% |
| 01-20-210-500115 | Social Security | \$ 40,000.00 | \$ 913.03 | \$ 24,698.50 | \$ 15,301.50 | \$ - | 38.25% |
| 01-20-210-500120 | Medicare | \$ 10,000.00 | \$ 406.70 | \$ 6,217.79 | \$ 3,782.21 | \$ - | 37.82% |
| 01-20-210-500125 | Health Insurance | \$ 101,000.00 | \$ 6,298.37 | \$ 66,079.30 | \$ 34,920.70 | \$ - | 34.57% |
| 01-20-210-500140 | Life Insurance | \$ 2,000.00 | \$ 49.84 | \$ 591.47 | \$ 1,408.53 | \$ - | 70.43% |
| 01-20-210-500143 | EAP Program | \$ 1,000.00 | \$ 7.75 | \$ 93.00 | \$ 907.00 | \$ - | 90.70% |
| 01-20-210-500145 | Workers' Compensation | \$ 5,000.00 | \$ 216.38 | \$ 2,913.66 | \$ 2,086.34 | \$ - | 41.73% |
| 01-20-210-500150 | Unemployment Insurance | \$ 20,000.00 | \$ - | \$ - | \$ 20,000.00 | \$ - | 100.00% |
| 01-20-210-500155 | Retirement/CalPERS | \$ 90,000.00 | \$ 3,126.67 | \$ 54,476.24 | \$ 35,523.76 | \$ - | 39.47% |
| 01-20-210-500165 | Uniforms & Employee Benefits | \$ 1,000.00 | \$ - | \$ - | \$ 1,000.00 | \$ - | 100.00% |
| 01-20-210-500175 | Training/Education/Mtgs/Travel | \$ 6,000.00 | \$ 908.98 | \$ 1,593.98 | \$ 4,406.02 | \$ - | 73.43% |
| 01-20-210-500180 | Accrued Sick Leave Expense | \$ 29,000.00 | \$ 878.40 | \$ 4,443.81 | \$ 24,556.19 | \$ - | 84.68% |
| 01-20-210-500185 | Accrued Vacation Leave Expense | \$ 23,000.00 | \$ 4,749.60 | \$ 13,486.51 | \$ 9,513.49 | \$ - | 41.36% |
| 01-20-210-500187 | Accrual Leave Payments | \$ 16,000.00 | \$ - | \$ 11,916.00 | \$ 4,084.00 | \$ - | 25.53% |
| 01-20-210-500195 | CIP Related Labor | \$ (225,000.00) | \$ (1,205.72) | \$ (46,308.78) | \$ (178,691.22) | \$ - | 79.42% |
| | Engineering Personnel | \$ 644,500.00 | \$ 38,750.41 | \$ 538,735.86 | \$ 105,764.14 | \$ - | 16.41% |
| 01-20-210-540048 | Permits, Fees & Licensing | \$ 3,000.00 | \$ - | \$ - | \$ 3,000.00 | \$ - | 100.00% |
| | Engineering Materials & Supplies | \$ 3,000.00 | \$ - | \$ - | \$ 3,000.00 | \$ - | 100.00% |
| 01-20-210-500190 | Temporary Labor | \$ 41,500.00 | \$ 4,700.46 | \$ 33,129.04 | \$ 8,370.96 | \$ - | 20.17% |
| 01-20-210-540014 | Development Reimbursable GIS | \$ 75,000.00 | \$ - | \$ 12,800.00 | \$ 62,200.00 | \$ - | 82.93% |
| 01-20-210-550030 | Membership Dues | \$ 2,000.00 | \$ - | \$ 588.00 | \$ 1,412.00 | \$ - | 70.60% |
| 01-20-210-550051 | Advertising/Legal Notices | \$ 10,000.00 | \$ 160.00 | \$ 1,171.14 | \$ 8,828.86 | \$ - | 88.29% |
| 01-20-210-580031 | Outside Engineering | \$ 57,149.93 | \$ - | \$ - | \$ 57,149.93 | \$ - | 100.00% |
| 01-20-210-580032 | CIP Related Outside Engineering | \$ (42,000.00) | \$ - | \$ - | \$ (42,000.00) | \$ - | 100.00% |
| | Engineering Services | \$ 143,649.93 | \$ 4,860.46 | \$ 47,688.18 | \$ 95,961.75 | \$ - | 66.80% |
| Expense Total | ENGINEERING | \$ 791,149.93 | \$ 43,610.87 | \$ 586,424.04 | \$ 204,725.89 | \$ - | 25.88% |
| 30 | FINANCE & ADMIN SERVICES | | | | | | |
| 01-30-310-500105 | Labor | \$ 1,217,000.00 | \$ 83,211.89 | \$ 1,081,560.09 | \$ 135,439.91 | \$ - | 11.13% |
| 01-30-310-500110 | Overtime | \$ 15,000.00 | \$ 482.69 | \$ 8,770.51 | \$ 6,229.49 | \$ - | 41.53% |
| 01-30-310-500111 | Double Time | \$ 3,000.00 | \$ 163.10 | \$ 2,983.22 | \$ 16.78 | \$ - | 0.56% |
| 01-30-310-500115 | Social Security | \$ 92,000.00 | \$ 4,614.71 | \$ 66,856.03 | \$ 25,143.97 | \$ - | 27.33% |
| 01-30-310-500120 | Medicare | \$ 22,000.00 | \$ 1,613.74 | \$ 17,325.58 | \$ 4,674.42 | \$ - | 21.25% |
| 01-30-310-500125 | Health Insurance | \$ 347,000.00 | \$ 19,642.59 | \$ 225,172.47 | \$ 121,827.53 | \$ - | 35.11% |
| 01-30-310-500130 | CalPERS Health Admin Costs | \$ 3,000.00 | \$ 238.01 | \$ 2,514.32 | \$ 485.68 | \$ - | 16.19% |
| 01-30-310-500140 | Life Insurance | \$ 4,000.00 | \$ 145.22 | \$ 1,728.14 | \$ 2,271.86 | \$ - | 56.80% |
| 01-30-310-500143 | EAP Program | \$ 2,000.00 | \$ 20.15 | \$ 254.13 | \$ 1,745.87 | \$ - | 87.29% |
| 01-30-310-500145 | Workers' Compensation | \$ 10,000.00 | \$ 613.28 | \$ 6,936.50 | \$ 3,063.50 | \$ - | 30.64% |
| 01-30-310-500150 | Unemployment Insurance | \$ 42,000.00 | \$ - | \$ - | \$ 42,000.00 | \$ - | 100.00% |
| 01-30-310-500155 | Retirement/CalPERS | \$ 244,000.00 | \$ 15,957.68 | \$ 208,084.69 | \$ 35,915.31 | \$ - | 14.72% |
| 01-30-310-500161 | Estimated Current Year OPEB | \$ 213,000.00 | \$ - | \$ - | \$ 213,000.00 | \$ - | 100.00% |
| 01-30-310-500165 | Uniforms & Employee Benefits | \$ 1,000.00 | \$ - | \$ 614.17 | \$ 385.83 | \$ - | 38.58% |
| 01-30-310-500175 | Training/Education/Mtgs/Travel | \$ 31,000.00 | \$ 253.87 | \$ 22,305.81 | \$ 8,694.19 | \$ - | 28.05% |
| 01-30-310-500180 | Accrued Sick Leave Expense | \$ 63,000.00 | \$ 5,475.24 | \$ 33,915.55 | \$ 29,084.45 | \$ - | 46.17% |
| 01-30-310-500185 | Accrued Vacation Leave Expense | \$ 89,000.00 | \$ 4,041.20 | \$ 31,280.67 | \$ 57,719.33 | \$ - | 64.85% |
| 01-30-310-500187 | Accrual Leave Payments | \$ 93,000.00 | \$ 19,885.91 | \$ 59,378.33 | \$ 33,621.67 | \$ - | 36.15% |
| 01-30-310-500195 | CIP Related Labor | \$ (16,000.00) | \$ - | \$ - | \$ (16,000.00) | \$ - | 100.00% |
| 01-30-310-560000 | GASB 68 Pension Expense | \$ 283,000.00 | \$ - | \$ - | \$ 283,000.00 | \$ - | 100.00% |
| 01-30-320-500105 | Labor | \$ 75,400.00 | \$ 5,482.35 | \$ 74,449.16 | \$ 950.84 | \$ - | 1.26% |
| 01-30-320-500110 | Overtime | \$ 1,500.00 | \$ - | \$ 1,039.00 | \$ 461.00 | \$ - | 30.73% |
| 01-30-320-500111 | Double Time | \$ 1,600.00 | \$ - | \$ 553.58 | \$ 1,046.42 | \$ - | 65.40% |
| 01-30-320-500115 | Social Security | \$ 6,000.00 | \$ 415.32 | \$ 5,109.97 | \$ 890.03 | \$ - | 14.83% |
| 01-30-320-500120 | Medicare | \$ 2,000.00 | \$ 97.14 | \$ 1,195.13 | \$ 804.87 | \$ - | 40.24% |
| 01-30-320-500125 | Health Insurance | \$ 17,800.00 | \$ 1,352.96 | \$ 16,321.56 | \$ 1,478.44 | \$ - | 8.31% |
| 01-30-320-500140 | Life Insurance | \$ 1,000.00 | \$ 10.91 | \$ 123.44 | \$ 876.56 | \$ - | 87.66% |
| 01-30-320-500143 | EAP Program | \$ 1,000.00 | \$ 1.55 | \$ 18.67 | \$ 981.33 | \$ - | 98.13% |

| Account Number | Description | Budget | Period Amt | End Bal | Variance | Encumbered | % Avail/ Uncollect |
|----------------------|--|------------------------|----------------------|------------------------|------------------------|-------------|-----------------------|
| 01-30-320-500145 | Workers' Compensation | \$ 1,000.00 | \$ 42.32 | \$ 469.27 | \$ 530.73 | \$ - | 53.07% |
| 01-30-320-500150 | Unemployment Insurance | \$ 3,000.00 | \$ - | \$ - | \$ 3,000.00 | \$ - | 100.00% |
| 01-30-320-500155 | Retirement/CalPERS | \$ 9,200.00 | \$ 805.59 | \$ 9,130.48 | \$ 69.52 | \$ - | 0.76% |
| 01-30-320-500165 | Uniforms & Employee Benefits | \$ 200.00 | \$ - | \$ 48.49 | \$ 151.51 | \$ - | 75.76% |
| 01-30-320-500175 | Training/Education/Mtgs/Travel | \$ 13,000.00 | \$ - | \$ 6,738.04 | \$ 6,261.96 | \$ - | 48.17% |
| 01-30-320-500176 | Professional Development | \$ 41,000.00 | \$ - | \$ 7,588.36 | \$ 33,411.64 | \$ - | 81.49% |
| 01-30-320-500177 | General Safety Trng & Supplies | \$ 31,000.00 | \$ 500.00 | \$ 15,207.10 | \$ 15,792.90 | \$ - | 50.94% |
| 01-30-320-500180 | Accrued Sick Leave Expense | \$ 5,000.00 | \$ 1,213.65 | \$ 3,143.37 | \$ 1,856.63 | \$ - | 37.13% |
| 01-30-320-500185 | Accrued Vacation Leave Expense | \$ 5,500.00 | \$ - | \$ 3,205.45 | \$ 2,294.55 | \$ - | 41.72% |
| 01-30-320-500187 | Accrual Leave Payments | \$ 2,000.00 | \$ - | \$ - | \$ 2,000.00 | \$ - | 100.00% |
| 01-30-320-550024 | Employment Testing | \$ 5,000.00 | \$ - | \$ 764.52 | \$ 4,235.48 | \$ - | 84.71% |
| | Finance & Admin Services Personnel | \$ 2,980,200.00 | \$ 166,281.07 | \$ 1,914,785.80 | \$ 1,065,414.20 | \$ - | 35.75% |
| 01-30-310-550006 | Cashiering Shortages/Overages | \$ 100.00 | \$ 15.00 | \$ 6.44 | \$ 93.56 | \$ - | 93.56% |
| 01-30-310-550042 | Office Supplies | \$ 12,000.00 | \$ 434.93 | \$ 10,965.14 | \$ 1,034.86 | \$ - | 8.62% |
| 01-30-310-550046 | Office Equipment | \$ 7,075.07 | \$ 3,125.97 | \$ 5,563.13 | \$ 1,511.94 | \$ - | 21.37% |
| 01-30-310-550048 | Postage | \$ 36,000.00 | \$ 4.00 | \$ 12,625.57 | \$ 23,374.43 | \$ - | 64.93% |
| 01-30-310-550072 | Miscellaneous Operating Exp | \$ 3,000.00 | \$ - | \$ 2,595.14 | \$ 404.86 | \$ - | 13.50% |
| 01-30-310-550078 | Bad Debt Expense | \$ 25,000.00 | \$ - | \$ - | \$ 25,000.00 | \$ - | 100.00% |
| 01-30-310-550084 | Depreciation | \$ 3,000,000.00 | \$ 248,548.71 | \$ 3,074,584.30 | \$ (74,584.30) | \$ - | -2.49% |
| 01-30-320-550028 | District Certification | \$ 4,000.00 | \$ - | \$ 2,506.38 | \$ 1,493.62 | \$ - | 37.34% |
| 01-30-320-550042 | Office Supplies | \$ 3,000.00 | \$ - | \$ 1,331.26 | \$ 1,668.74 | \$ - | 55.62% |
| | Finance & Admin Services Materials & Supplies | \$ 3,090,175.07 | \$ 252,128.61 | \$ 3,110,177.36 | \$ (20,002.29) | \$ - | -0.65% |
| 01-30-310-500190 | Temporary Labor | \$ 35,000.00 | \$ - | \$ 688.20 | \$ 34,311.80 | \$ - | 98.03% |
| 01-30-310-550001 | Bank/Financial Service Fees | \$ 7,000.00 | \$ 196.69 | \$ 1,491.60 | \$ 5,508.40 | \$ - | 78.69% |
| 01-30-310-550008 | Transaction/Return Fees | \$ 3,000.00 | \$ 95.58 | \$ 1,183.46 | \$ 1,816.54 | \$ - | 60.55% |
| 01-30-310-550010 | Transaction/Credit Card Fees | \$ 102,000.00 | \$ 9,320.86 | \$ 102,655.56 | \$ (655.56) | \$ - | -0.64% |
| 01-30-310-550014 | Credit Check Fees | \$ 7,000.00 | \$ 515.44 | \$ 6,577.58 | \$ 422.42 | \$ - | 6.03% |
| 01-30-310-550030 | Membership Dues | \$ 40,000.00 | \$ 1,936.67 | \$ 38,012.00 | \$ 1,988.00 | \$ - | 4.97% |
| 01-30-310-550036 | Notary and Lien Fees | \$ 3,000.00 | \$ 330.00 | \$ 2,078.00 | \$ 922.00 | \$ - | 30.73% |
| 01-30-310-550050 | Utility Billing Service | \$ 86,500.00 | \$ 7,508.41 | \$ 86,225.37 | \$ 274.63 | \$ - | 0.32% |
| 01-30-310-550051 | Advertising/Legal Notices | \$ 7,000.00 | \$ - | \$ 4,579.59 | \$ 2,420.41 | \$ - | 34.58% |
| 01-30-310-550054 | Property, Auto, General Ins | \$ 145,000.00 | \$ 14,664.05 | \$ 144,044.99 | \$ 955.01 | \$ - | 0.66% |
| 01-30-310-580001 | Accounting and Audit | \$ 31,500.00 | \$ - | \$ 29,925.00 | \$ 1,575.00 | \$ - | 5.00% |
| 01-30-310-580011 | General Legal | \$ 107,000.00 | \$ 8,592.74 | \$ 63,390.13 | \$ 43,609.87 | \$ - | 40.76% |
| 01-30-310-580036 | Other Professional Services | \$ 275,200.00 | \$ 23,570.55 | \$ 92,363.54 | \$ 182,836.46 | \$ - | 66.44% |
| 01-30-320-550025 | Employee Retention | \$ 5,000.00 | \$ 1,185.19 | \$ 2,519.69 | \$ 2,480.31 | \$ - | 49.61% |
| 01-30-320-550026 | Recruitment Expense | \$ 13,000.00 | \$ - | \$ 2,225.00 | \$ 10,775.00 | \$ - | 82.88% |
| 01-30-320-550030 | Membership Dues | \$ 3,000.00 | \$ - | \$ 2,253.00 | \$ 747.00 | \$ - | 24.90% |
| 01-30-320-550051 | Advertising/Legal Notices | \$ 4,000.00 | \$ - | \$ 1,093.49 | \$ 2,906.51 | \$ - | 72.66% |
| 01-30-320-580036 | Other Professional Services | \$ 63,500.00 | \$ - | \$ 21,766.49 | \$ 41,733.51 | \$ - | 65.72% |
| | Finance & Admin Services Services | \$ 937,700.00 | \$ 67,916.18 | \$ 603,072.69 | \$ 334,627.31 | \$ - | 35.69% |
| Expense Total | FINANCE & ADMIN SERVICES | \$ 7,008,075.07 | \$ 486,325.86 | \$ 5,628,035.85 | \$ 1,380,039.22 | \$ - | 19.69% |
| 35 | INFORMATION TECHNOLOGY | | | | | | |
| 01-35-315-500105 | Labor | \$ 152,000.00 | \$ 11,796.80 | \$ 146,722.70 | \$ 5,277.30 | \$ - | 3.47% |
| 01-35-315-500115 | Social Security | \$ 12,000.00 | \$ - | \$ 8,774.75 | \$ 3,225.25 | \$ - | 26.88% |
| 01-35-315-500120 | Medicare | \$ 3,000.00 | \$ 171.20 | \$ 2,300.37 | \$ 699.63 | \$ - | 23.32% |
| 01-35-315-500125 | Health Insurance | \$ 26,000.00 | \$ 2,027.66 | \$ 24,331.92 | \$ 1,668.08 | \$ - | 6.42% |
| 01-35-315-500140 | Life Insurance | \$ 1,000.00 | \$ 19.10 | \$ 229.54 | \$ 770.46 | \$ - | 77.05% |
| 01-35-315-500143 | EAP Program | \$ 1,000.00 | \$ 1.55 | \$ 18.60 | \$ 981.40 | \$ - | 98.14% |
| 01-35-315-500145 | Workers' Compensation | \$ 2,000.00 | \$ 74.56 | \$ 847.78 | \$ 1,152.22 | \$ - | 57.61% |
| 01-35-315-500150 | Unemployment Insurance | \$ 6,000.00 | \$ - | \$ - | \$ 6,000.00 | \$ - | 100.00% |
| 01-35-315-500155 | Retirement/CalPERS | \$ 18,000.00 | \$ 559.91 | \$ 16,763.24 | \$ 1,236.76 | \$ - | 6.87% |
| 01-35-315-500175 | Training/Education/Mtgs/Travel | \$ 5,000.00 | \$ - | \$ 4,597.10 | \$ 402.90 | \$ - | 8.06% |
| 01-35-315-500180 | Accrued Sick Leave Expense | \$ 9,000.00 | \$ - | \$ - | \$ 9,000.00 | \$ - | 100.00% |
| 01-35-315-500185 | Accrued Vacation Leave Expense | \$ 16,000.00 | \$ - | \$ 1,843.25 | \$ 14,156.75 | \$ - | 88.48% |
| 01-35-315-500187 | Accrual Leave Payments | \$ 15,000.00 | \$ - | \$ 9,954.29 | \$ 5,045.71 | \$ - | 33.64% |
| 01-35-315-500195 | CIP Related Labor | \$ (33,000.00) | \$ - | \$ - | \$ (33,000.00) | \$ - | 100.00% |
| | Information Technology Personnel | \$ 233,000.00 | \$ 14,650.78 | \$ 216,383.54 | \$ 16,616.46 | \$ - | 7.13% |
| 01-35-315-550044 | Printing/Toner and Maintenance | \$ 28,000.00 | \$ 1,850.16 | \$ 20,877.85 | \$ 7,122.15 | \$ - | 25.44% |
| 01-35-315-580016 | Computer Hardware | \$ 30,000.00 | \$ 26.81 | \$ 19,465.85 | \$ 10,534.15 | \$ - | 35.11% |
| 01-35-315-580028 | Cybersecurity Soft & Hardware | \$ 50,000.00 | \$ 4,122.90 | \$ 49,958.63 | \$ 41.37 | \$ - | 0.08% |
| | Information Technology Materials & Supplies | \$ 108,000.00 | \$ 5,999.87 | \$ 90,302.33 | \$ 17,697.67 | \$ - | 16.39% |
| 01-35-315-501511 | Telephone/Internet Service | \$ 56,000.00 | \$ 5,260.19 | \$ 60,107.36 | \$ (4,107.36) | \$ - | -7.33% |
| 01-35-315-501521 | Building Alarms and Security | \$ 10,000.00 | \$ 1,974.00 | \$ 9,465.84 | \$ 534.16 | \$ - | 5.34% |
| 01-35-315-540014 | GIS Maintenance and Updates | \$ 10,000.00 | \$ - | \$ 2,400.00 | \$ 7,600.00 | \$ - | 76.00% |
| 01-35-315-550030 | Membership Dues | \$ 3,000.00 | \$ - | \$ 1,838.88 | \$ 1,161.12 | \$ - | 38.70% |
| 01-35-315-580021 | IT/Software Support | \$ 8,000.00 | \$ 8,000.00 | \$ 8,000.00 | \$ - | \$ - | 0.00% |
| 01-35-315-580026 | License/Maintenance/Support | \$ 209,000.00 | \$ 10,028.21 | \$ 177,070.26 | \$ 31,929.74 | \$ - | 15.28% |
| | Information Technology Services | \$ 296,000.00 | \$ 25,262.40 | \$ 258,882.34 | \$ 37,117.66 | \$ - | 12.54% |
| Expense Total | INFORMATION TECHNOLOGY | \$ 637,000.00 | \$ 45,913.05 | \$ 565,568.21 | \$ 71,431.79 | \$ - | 11.21% |
| 40 | OPERATIONS | | | | | | |
| 410 | Source of Supply Personnel | | | | | | |
| 01-40-410-500105 | Labor | \$ 448,900.00 | \$ 22,322.68 | \$ 284,463.60 | \$ 164,436.40 | \$ - | 36.63% |
| 01-40-410-500109 | FLSA Overtime | \$ 100.00 | \$ - | \$ - | \$ 100.00 | \$ - | 100.00% |
| 01-40-410-500110 | Overtime | \$ 17,000.00 | \$ 156.54 | \$ 5,119.13 | \$ 11,880.87 | \$ - | 69.89% |
| 01-40-410-500111 | Double Time | \$ 3,000.00 | \$ - | \$ 738.60 | \$ 2,261.40 | \$ - | 75.38% |
| 01-40-410-500113 | Standby/On-Call | \$ 13,000.00 | \$ 1,800.00 | \$ 12,440.00 | \$ 560.00 | \$ - | 4.31% |

| Account Number | Description | Budget | Period Amt | End Bal | Variance | Encumbered | % Avail/ Uncollect |
|------------------|---|------------------------|----------------------|------------------------|----------------------|-------------|-----------------------|
| 01-40-410-500114 | Incentive Pay | \$ 2,000.00 | \$ 200.00 | \$ 1,800.00 | \$ 200.00 | \$ - | 10.00% |
| 01-40-410-500115 | Social Security | \$ 34,000.00 | \$ 2,122.37 | \$ 21,593.95 | \$ 12,406.05 | \$ - | 36.49% |
| 01-40-410-500120 | Medicare | \$ 8,000.00 | \$ 496.37 | \$ 5,050.28 | \$ 2,949.72 | \$ - | 36.87% |
| 01-40-410-500125 | Health Insurance | \$ 151,000.00 | \$ 7,820.98 | \$ 94,458.88 | \$ 56,541.12 | \$ - | 37.44% |
| 01-40-410-500140 | Life Insurance | \$ 2,000.00 | \$ 41.30 | \$ 488.53 | \$ 1,511.47 | \$ - | 75.57% |
| 01-40-410-500143 | EAP Program | \$ 1,000.00 | \$ 6.20 | \$ 74.16 | \$ 925.84 | \$ - | 92.58% |
| 01-40-410-500145 | Workers' Compensation | \$ 19,000.00 | \$ 938.00 | \$ 10,209.23 | \$ 8,790.77 | \$ - | 46.27% |
| 01-40-410-500150 | Unemployment Insurance | \$ 26,000.00 | \$ - | \$ - | \$ 26,000.00 | \$ - | 100.00% |
| 01-40-410-500155 | Retirement/CalPERS | \$ 105,000.00 | \$ 7,060.55 | \$ 83,326.75 | \$ 21,673.25 | \$ - | 20.64% |
| 01-40-410-500165 | Uniforms & Employee Benefits | \$ 4,000.00 | \$ 404.06 | \$ 1,113.43 | \$ 2,886.57 | \$ - | 72.16% |
| 01-40-410-500175 | Training/Education/Mtgs/Travel | \$ 6,000.00 | \$ - | \$ 3,395.74 | \$ 2,604.26 | \$ - | 43.40% |
| 01-40-410-500180 | Accrued Sick Leave Expense | \$ 21,000.00 | \$ 1,488.40 | \$ 16,555.84 | \$ 4,444.16 | \$ - | 21.16% |
| 01-40-410-500185 | Accrued Vacation Leave Expense | \$ 31,000.00 | \$ 2,284.93 | \$ 19,076.37 | \$ 11,923.63 | \$ - | 38.46% |
| 01-40-410-500187 | Accrual Leave Payments | \$ 11,000.00 | \$ 5,696.26 | \$ 5,696.26 | \$ 5,303.74 | \$ - | 48.22% |
| 01-40-410-500195 | CIP Related Labor | \$ (20,000.00) | \$ - | \$ - | \$ (20,000.00) | \$ - | 100.00% |
| 01-40-410-550024 | Employment Testing | \$ 1,000.00 | \$ - | \$ - | \$ 1,000.00 | \$ - | 100.00% |
| 440 | Transmission & Distribution Personnel | | | | | | |
| 01-40-440-500105 | Labor | \$ 1,044,000.00 | \$ 81,458.09 | \$ 823,498.14 | \$ 220,501.86 | \$ - | 21.12% |
| 01-40-440-500110 | Overtime | \$ 66,000.00 | \$ 6,489.53 | \$ 63,398.36 | \$ 2,601.64 | \$ - | 3.94% |
| 01-40-440-500111 | Double Time | \$ 36,000.00 | \$ 2,327.91 | \$ 30,730.04 | \$ 5,269.96 | \$ - | 14.64% |
| 01-40-440-500113 | Standby/On-Call | \$ 28,000.00 | \$ 1,280.00 | \$ 21,670.00 | \$ 6,330.00 | \$ - | 22.61% |
| 01-40-440-500115 | Social Security | \$ 81,700.00 | \$ 7,970.61 | \$ 64,724.90 | \$ 16,975.10 | \$ - | 20.78% |
| 01-40-440-500120 | Medicare | \$ 19,000.00 | \$ 1,872.77 | \$ 14,863.61 | \$ 4,136.39 | \$ - | 21.77% |
| 01-40-440-500125 | Health Insurance | \$ 334,600.00 | \$ 16,597.17 | \$ 211,689.76 | \$ 122,910.24 | \$ - | 36.73% |
| 01-40-440-500140 | Life Insurance | \$ 4,000.00 | \$ 122.60 | \$ 1,345.12 | \$ 2,654.88 | \$ - | 66.37% |
| 01-40-440-500143 | EAP Program | \$ 2,000.00 | \$ 31.71 | \$ 256.41 | \$ 1,743.59 | \$ - | 87.18% |
| 01-40-440-500145 | Workers' Compensation | \$ 35,000.00 | \$ 2,649.49 | \$ 23,814.68 | \$ 11,185.32 | \$ - | 31.96% |
| 01-40-440-500155 | Retirement/CalPERS | \$ 216,000.00 | \$ 16,058.55 | \$ 173,971.07 | \$ 42,028.93 | \$ - | 19.46% |
| 01-40-440-500165 | Uniforms & Employee Benefits | \$ 14,000.00 | \$ 1,560.48 | \$ 6,858.88 | \$ 7,141.12 | \$ - | 51.01% |
| 01-40-440-500175 | Training/Education/Mtgs/Travel | \$ 5,000.00 | \$ 128.50 | \$ 2,276.04 | \$ 2,723.96 | \$ - | 54.48% |
| 01-40-440-500177 | General Safety Supplies | \$ 15,000.00 | \$ 1,174.35 | \$ 14,813.37 | \$ 186.63 | \$ - | 1.24% |
| 01-40-440-500180 | Accrued Sick Leave Expense | \$ 54,000.00 | \$ 2,948.40 | \$ 34,912.10 | \$ 19,087.90 | \$ - | 35.35% |
| 01-40-440-500185 | Accrued Vacation Leave Expense | \$ 64,000.00 | \$ 6,124.63 | \$ 37,697.80 | \$ 26,302.20 | \$ - | 41.10% |
| 01-40-440-500187 | Accrual Leave Payments | \$ 63,000.00 | \$ 27,781.68 | \$ 32,742.52 | \$ 30,257.48 | \$ - | 48.03% |
| 01-40-440-500195 | CIP Related Labor | \$ (111,000.00) | \$ - | \$ - | \$ (111,000.00) | \$ - | 100.00% |
| 01-40-440-550024 | Employment Testing | \$ 1,000.00 | \$ - | \$ - | \$ 1,000.00 | \$ - | 100.00% |
| 450 | Inspections Personnel | | | | | | |
| 01-40-450-500105 | Labor | \$ 70,000.00 | \$ 3,342.39 | \$ 64,969.54 | \$ 5,030.46 | \$ - | 7.19% |
| 01-40-450-500110 | Overtime | \$ 28,000.00 | \$ 238.80 | \$ 26,240.68 | \$ 1,759.32 | \$ - | 6.28% |
| 01-40-450-500111 | Double Time | \$ 2,000.00 | \$ - | \$ 329.60 | \$ 1,670.40 | \$ - | 83.52% |
| 01-40-450-500115 | Social Security | \$ 6,300.00 | \$ 222.19 | \$ 5,684.17 | \$ 615.83 | \$ - | 9.78% |
| 01-40-450-500120 | Medicare | \$ 2,000.00 | \$ 51.96 | \$ 1,329.42 | \$ 670.58 | \$ - | 33.53% |
| 01-40-450-500125 | Health Insurance | \$ 29,400.00 | \$ 1,673.20 | \$ 24,458.72 | \$ 4,941.28 | \$ - | 16.81% |
| 01-40-450-500140 | Life Insurance | \$ 1,000.00 | \$ 9.12 | \$ 130.00 | \$ 870.00 | \$ - | 87.00% |
| 01-40-450-500143 | EAP Program | \$ 1,000.00 | \$ 1.59 | \$ 21.35 | \$ 978.65 | \$ - | 97.87% |
| 01-40-450-500145 | Workers' Compensation | \$ 3,000.00 | \$ 101.60 | \$ 2,535.24 | \$ 464.76 | \$ - | 15.49% |
| 01-40-450-500155 | Retirement/CalPERS | \$ 18,000.00 | \$ 866.99 | \$ 14,468.73 | \$ 3,531.27 | \$ - | 19.62% |
| 460 | Customer Svc & Meter Reading Personnel | | | | | | |
| 01-40-460-500105 | Labor | \$ 197,000.00 | \$ 14,152.23 | \$ 185,060.86 | \$ 11,939.14 | \$ - | 6.06% |
| 01-40-460-500110 | Overtime | \$ 16,000.00 | \$ 68.24 | \$ 3,108.03 | \$ 12,891.97 | \$ - | 80.57% |
| 01-40-460-500111 | Double Time | \$ 4,000.00 | \$ 557.20 | \$ 1,926.96 | \$ 2,073.04 | \$ - | 51.83% |
| 01-40-460-500113 | Standby/On-Call | \$ 5,000.00 | \$ - | \$ - | \$ 5,000.00 | \$ - | 100.00% |
| 01-40-460-500115 | Social Security | \$ 16,000.00 | \$ 1,110.98 | \$ 13,328.08 | \$ 2,671.92 | \$ - | 16.70% |
| 01-40-460-500120 | Medicare | \$ 4,000.00 | \$ 259.83 | \$ 3,117.11 | \$ 882.89 | \$ - | 22.07% |
| 01-40-460-500125 | Health Insurance | \$ 76,000.00 | \$ 6,248.53 | \$ 61,136.54 | \$ 14,863.46 | \$ - | 19.56% |
| 01-40-460-500140 | Life Insurance | \$ 1,000.00 | \$ 27.15 | \$ 275.19 | \$ 724.81 | \$ - | 72.48% |
| 01-40-460-500143 | EAP Program | \$ 1,000.00 | \$ 5.45 | \$ 54.77 | \$ 945.23 | \$ - | 94.52% |
| 01-40-460-500145 | Workers' Compensation | \$ 8,000.00 | \$ 561.82 | \$ 6,340.21 | \$ 1,659.79 | \$ - | 20.75% |
| 01-40-460-500155 | Retirement/CalPERS | \$ 55,000.00 | \$ 4,396.25 | \$ 53,265.78 | \$ 1,734.22 | \$ - | 3.15% |
| 01-40-460-500165 | Uniforms & Employee Benefits | \$ 3,000.00 | \$ 161.57 | \$ 715.36 | \$ 2,284.64 | \$ - | 76.15% |
| 01-40-460-500175 | Training/Education/Mtgs/Travel | \$ 1,000.00 | \$ - | \$ - | \$ 1,000.00 | \$ - | 100.00% |
| 01-40-460-500180 | Accrued Sick Leave Expense | \$ 10,000.00 | \$ 748.24 | \$ 7,979.38 | \$ 2,020.62 | \$ - | 20.21% |
| 01-40-460-500185 | Accrued Vacation Leave Expense | \$ 18,500.00 | \$ 1,110.64 | \$ 15,453.05 | \$ 3,046.95 | \$ - | 16.47% |
| 01-40-460-500187 | Accrual Leave Payments | \$ 7,500.00 | \$ 1,224.57 | \$ 1,224.57 | \$ 6,275.43 | \$ - | 83.67% |
| 01-40-460-500195 | CIP Related Labor | \$ (31,000.00) | \$ (2,181.54) | \$ (40,266.98) | \$ 9,266.98 | \$ - | -29.89% |
| 01-40-460-550024 | Employment Testing | \$ 1,000.00 | \$ - | \$ - | \$ 1,000.00 | \$ - | 100.00% |
| 470 | Maintenance & General Plant Personnel | | | | | | |
| 01-40-470-500105 | Labor | \$ 90,000.00 | \$ 5,395.26 | \$ 63,269.95 | \$ 26,730.05 | \$ - | 29.70% |
| 01-40-470-500110 | Overtime | \$ 4,000.00 | \$ - | \$ 542.45 | \$ 3,457.55 | \$ - | 86.44% |
| 01-40-470-500111 | Double Time | \$ 2,000.00 | \$ - | \$ 334.18 | \$ 1,665.82 | \$ - | 83.29% |
| 01-40-470-500115 | Social Security | \$ 7,000.00 | \$ 342.81 | \$ 4,162.48 | \$ 2,837.52 | \$ - | 40.54% |
| 01-40-470-500120 | Medicare | \$ 2,000.00 | \$ 80.17 | \$ 934.68 | \$ 1,065.32 | \$ - | 53.27% |
| 01-40-470-500125 | Health Insurance | \$ 38,000.00 | \$ 1,871.43 | \$ 25,117.16 | \$ 12,882.84 | \$ - | 33.90% |
| 01-40-470-500140 | Life Insurance | \$ 1,000.00 | \$ 8.31 | \$ 112.59 | \$ 887.41 | \$ - | 88.74% |
| 01-40-470-500143 | EAP Program | \$ 1,000.00 | \$ 1.55 | \$ 21.11 | \$ 978.89 | \$ - | 97.89% |
| 01-40-470-500145 | Workers' Compensation | \$ 4,000.00 | \$ 183.99 | \$ 2,032.98 | \$ 1,967.02 | \$ - | 49.18% |
| 01-40-470-500155 | Retirement/CalPERS | \$ 16,000.00 | \$ 564.85 | \$ 6,827.67 | \$ 9,172.33 | \$ - | 57.33% |
| 01-40-470-500165 | Uniforms & Employee Benefits | \$ 1,000.00 | \$ - | \$ 870.02 | \$ 129.98 | \$ - | 13.00% |
| 01-40-470-500175 | Training/Education/Mtgs/Travel | \$ 2,000.00 | \$ - | \$ 318.38 | \$ 1,681.62 | \$ - | 84.08% |
| 01-40-470-500180 | Accrued Sick Leave Expenses | \$ 3,000.00 | \$ 127.60 | \$ 2,318.18 | \$ 681.82 | \$ - | 22.73% |
| 01-40-470-500185 | Accrued Vacation Expenses | \$ 2,900.00 | \$ - | \$ 650.67 | \$ 2,249.33 | \$ - | 77.56% |
| 01-40-470-500187 | Accrual Leave Payments | \$ 100.00 | \$ 5.42 | \$ 5.42 | \$ 94.58 | \$ - | 94.58% |
| 01-40-470-550024 | Employment Testing | \$ 500.00 | \$ - | \$ - | \$ 500.00 | \$ - | 100.00% |
| | Operations Personnel | \$ 3,583,500.00 | \$ 272,955.50 | \$ 2,685,267.83 | \$ 898,232.17 | \$ - | 25.07% |
| 410 | Source of Supply Materials & Supplies | | | | | | |
| 01-40-410-501101 | Electricity - Wells | \$ 2,669,000.00 | \$ 181,332.55 | \$ 2,650,566.01 | \$ 18,433.99 | \$ - | 0.69% |
| 01-40-410-501201 | Gas - Wells | \$ 1,000.00 | \$ 14.79 | \$ 179.48 | \$ 820.52 | \$ - | 82.05% |

| Account Number | Description | Budget | Period Amt | End Bal | Variance | Encumbered | % Avail/ Uncollect |
|----------------------|---|-------------------------|------------------------|-------------------------|------------------------|-------------|-----------------------|
| 01-40-410-510011 | Treatment & Chemicals | \$ 150,000.00 | \$ 23,362.50 | \$ 137,983.70 | \$ 12,016.30 | \$ - | 8.01% |
| 01-40-410-510021 | Lab Testing | \$ 133,500.00 | \$ 17,948.61 | \$ 132,823.39 | \$ 676.61 | \$ - | 0.51% |
| 01-40-410-510031 | Tools, Parts, & Maintenance | \$ 13,500.00 | \$ 425.76 | \$ 5,387.16 | \$ 8,112.84 | \$ - | 60.10% |
| 01-40-410-520021 | Maint & Repair-Telemetry | \$ 5,000.00 | \$ - | \$ 3,882.55 | \$ 1,117.45 | \$ - | 22.35% |
| 01-40-410-520061 | Maint & Repair-Pumping Equip | \$ 229,400.00 | \$ 29,473.15 | \$ 154,229.48 | \$ 75,170.52 | \$ - | 32.77% |
| 01-40-410-550066 | Subscriptions | \$ 3,000.00 | \$ - | \$ 1,128.75 | \$ 1,871.25 | \$ - | 62.38% |
| 440 | Transmission & Distribution Materials & Supplies | | | | | | |
| 01-40-440-510031 | Tools, Parts, & Maintenance | \$ 19,000.00 | \$ 947.24 | \$ 18,849.75 | \$ 150.25 | \$ - | 0.79% |
| 01-40-440-520071 | Maint & Repair-Pipeline/FireHyd | \$ 62,500.00 | \$ 333.47 | \$ 47,610.46 | \$ 14,889.54 | \$ - | 23.82% |
| 01-40-440-520081 | Maint & Repair-Hydraulic Valve | \$ 25,000.00 | \$ 6,128.90 | \$ 13,580.07 | \$ 11,419.93 | \$ - | 45.68% |
| 01-40-440-540001 | Backflow Maintenance | \$ 5,000.00 | \$ - | \$ 1,769.06 | \$ 3,230.94 | \$ - | 64.62% |
| 01-40-440-540024 | Inventory Adjustments | \$ 38,500.00 | \$ - | \$ 15,331.62 | \$ 23,168.38 | \$ - | 60.18% |
| 01-40-440-540036 | Line Locates | \$ 4,000.00 | \$ 204.25 | \$ 3,016.73 | \$ 983.27 | \$ - | 24.58% |
| 01-40-440-540042 | Meters Maintenance & Services | \$ 101,000.00 | \$ 1,475.59 | \$ 64,289.25 | \$ 36,710.75 | \$ - | 36.35% |
| 01-40-440-540078 | Reservoir Maintenance | \$ 83,500.00 | \$ 4,528.26 | \$ 26,177.53 | \$ 57,322.47 | \$ - | 68.65% |
| 470 | Maintenance & General Plant Materials & Supplies | | | | | | |
| 01-40-470-501111 | Electricity -560 Magnolia Ave | \$ 36,000.00 | \$ 1,800.34 | \$ 32,863.19 | \$ 3,136.81 | \$ - | 8.71% |
| 01-40-470-501121 | Electricity -12303 Oak Glen Rd | \$ 5,000.00 | \$ 333.41 | \$ 4,122.72 | \$ 877.28 | \$ - | 17.55% |
| 01-40-470-501131 | Electricity -13695 Oak Glen Rd | \$ 3,000.00 | \$ 62.55 | \$ 2,546.47 | \$ 453.53 | \$ - | 15.12% |
| 01-40-470-501141 | Electricity -13697 Oak Glen Rd | \$ 3,000.00 | \$ 183.22 | \$ 2,735.41 | \$ 264.59 | \$ - | 8.82% |
| 01-40-470-501151 | Electricity -9781 AveMiravilla | \$ 3,000.00 | \$ 139.20 | \$ 2,740.12 | \$ 259.88 | \$ - | 8.66% |
| 01-40-470-501161 | Electricity -815 E 12th St | \$ 13,000.00 | \$ 574.90 | \$ 9,536.41 | \$ 3,463.59 | \$ - | 26.64% |
| 01-40-470-501171 | Electricity -851 E 6th St | \$ 5,000.00 | \$ 182.49 | \$ 2,697.76 | \$ 2,302.24 | \$ - | 46.04% |
| 01-40-470-501321 | Propane -12303 Oak Glen Rd | \$ 1,000.00 | \$ - | \$ - | \$ 1,000.00 | \$ - | 100.00% |
| 01-40-470-501331 | Propane -13695 Oak Glen Rd | \$ 3,000.00 | \$ 419.92 | \$ 2,210.39 | \$ 789.61 | \$ - | 26.32% |
| 01-40-470-501341 | Propane -13697 Oak Glen Rd | \$ 3,000.00 | \$ 505.31 | \$ 2,268.89 | \$ 731.11 | \$ - | 24.37% |
| 01-40-470-501351 | Propane -9781 AveMiravilla | \$ 2,000.00 | \$ 340.52 | \$ 1,564.93 | \$ 435.07 | \$ - | 21.75% |
| 01-40-470-501411 | Sanitation -560 Magnolia Ave | \$ 4,500.00 | \$ 763.79 | \$ 5,012.03 | \$ (512.03) | \$ - | -11.38% |
| 01-40-470-501461 | Sanitation -815 E 12th Ave | \$ 6,000.00 | \$ 493.26 | \$ 5,926.08 | \$ 73.92 | \$ - | 1.23% |
| 01-40-470-501471 | Sanitation -11083 Cherry Ave | \$ 4,000.00 | \$ 310.41 | \$ 3,577.44 | \$ 422.56 | \$ - | 10.56% |
| 01-40-470-501611 | Maint & Repair-560 Magnolia | \$ 27,275.00 | \$ 5,080.30 | \$ 25,842.56 | \$ 1,432.44 | \$ - | 5.25% |
| 01-40-470-501621 | Maint & Repair-12303 Oak Glen | \$ 33,000.00 | \$ 327.64 | \$ 31,895.55 | \$ 1,104.45 | \$ - | 3.35% |
| 01-40-470-501631 | Maint & Repair-13695 Oak Glen | \$ 31,000.00 | \$ - | \$ 30,297.09 | \$ 702.91 | \$ - | 2.27% |
| 01-40-470-501641 | Maint & Repair-13697 Oak Glen | \$ 9,000.00 | \$ - | \$ 7,547.89 | \$ 1,452.11 | \$ - | 16.13% |
| 01-40-470-501651 | Maint & Repair-9781 Avenida | \$ 9,000.00 | \$ 1,665.27 | \$ 2,648.11 | \$ 6,351.89 | \$ - | 70.58% |
| 01-40-470-501661 | Maint & Repair-815 E 12th St | \$ 14,000.00 | \$ 269.74 | \$ 12,741.47 | \$ 1,258.53 | \$ - | 8.99% |
| 01-40-470-501671 | Maint & Repair-851 E 6th St | \$ 4,000.00 | \$ 477.52 | \$ 3,698.79 | \$ 301.21 | \$ - | 7.53% |
| 01-40-470-501691 | Maint & Repair-Buildings(Gen) | \$ 38,000.00 | \$ 1,690.02 | \$ 25,709.43 | \$ 12,290.57 | \$ - | 32.34% |
| 01-40-470-510001 | Auto/Fuel | \$ 136,000.00 | \$ 11,381.14 | \$ 135,666.38 | \$ 333.62 | \$ - | 0.25% |
| 01-40-470-520011 | Maint & Repair-Safety Equip | \$ 18,000.00 | \$ 129.29 | \$ 7,167.66 | \$ 10,832.34 | \$ - | 60.18% |
| 01-40-470-520031 | Maint & Repair-General Equip | \$ 50,000.00 | \$ 3,356.14 | \$ 32,696.21 | \$ 17,303.79 | \$ - | 34.61% |
| 01-40-470-520041 | Maintenance & Repair-Fleet | \$ 110,000.00 | \$ 3,366.86 | \$ 81,807.15 | \$ 28,192.85 | \$ - | 25.63% |
| 01-40-470-520051 | Maintenance & Repair-Paving | \$ 83,000.00 | \$ - | \$ 38,198.84 | \$ 44,801.16 | \$ - | 53.98% |
| 01-40-470-520053 | Maint & Repair-Paving-Beaumont | \$ 379,000.00 | \$ - | \$ 370,522.25 | \$ 8,477.75 | \$ - | 2.24% |
| 01-40-470-520091 | Maint & Repair-Communication | \$ 7,000.00 | \$ - | \$ 7,000.00 | \$ - | \$ - | 100.00% |
| | Operations Materials & Supplies | \$ 4,582,675.00 | \$ 299,846.31 | \$ 4,161,046.21 | \$ 421,628.79 | \$ - | 9.20% |
| 410 | Source of Supply Services | | | | | | |
| 01-40-410-500501 | State Project Water Purchases | \$ 4,349,000.00 | \$ 556,206.00 | \$ 708,624.00 | \$ 3,640,376.00 | \$ - | 83.71% |
| 01-40-410-540084 | Regulations Mandates & Tariffs | \$ 123,000.00 | \$ 44,492.17 | \$ 121,999.53 | \$ 1,000.47 | \$ - | 0.81% |
| 440 | Transmission & Distribution Services | | | | | | |
| 01-40-440-500190 | Temporary Labor | \$ 131,000.00 | \$ - | \$ - | \$ 131,000.00 | \$ - | 100.00% |
| 01-40-440-550051 | Advertising/Legal Notices | \$ 5,000.00 | \$ - | \$ 2,118.81 | \$ 2,881.19 | \$ - | 57.62% |
| 470 | Maintenance & General Plant Services | | | | | | |
| 01-40-470-540030 | Landscape Maintenance | \$ 72,000.00 | \$ 5,164.14 | \$ 66,471.97 | \$ 5,528.03 | \$ - | 7.68% |
| 01-40-470-540072 | NCRF, Canyons, & Pond Maint | \$ 145,000.00 | \$ 2,073.16 | \$ 24,410.03 | \$ 120,589.97 | \$ - | 83.17% |
| 01-40-470-540084 | Encroachment Permits | \$ 46,000.00 | \$ 3,563.50 | \$ 42,809.43 | \$ 3,190.57 | \$ - | 6.94% |
| | Operations Services | \$ 4,871,000.00 | \$ 611,498.97 | \$ 966,433.77 | \$ 3,904,566.23 | \$ - | 80.16% |
| Expense Total | OPERATIONS | \$ 13,037,175.00 | \$ 1,184,300.78 | \$ 7,812,747.81 | \$ 5,224,427.19 | \$ - | 40.07% |
| 50 | GENERAL | | | | | | |
| 01-50-510-500112 | Stipend-Association Mtg Attend | \$ 1,000.00 | \$ - | \$ 525.00 | \$ 475.00 | \$ - | 47.50% |
| | Personnel | \$ 1,000.00 | \$ - | \$ 525.00 | \$ 475.00 | \$ - | 47.50% |
| 01-50-510-502001 | Rents/Leases | \$ 27,500.00 | \$ 2,317.96 | \$ 27,067.23 | \$ 432.77 | \$ - | 1.57% |
| 01-50-510-510031 | Tools, Parts, & Maintenance | \$ 1,000.00 | \$ - | \$ 906.90 | \$ 93.10 | \$ - | 9.31% |
| 01-50-510-540066 | Property Damage and Theft | \$ 23,000.00 | \$ 13.00 | \$ 18,250.50 | \$ 4,749.50 | \$ - | 20.65% |
| 01-50-510-550040 | General Supplies | \$ 16,500.00 | \$ 1,528.37 | \$ 11,801.92 | \$ 4,698.08 | \$ - | 28.47% |
| 01-50-510-550060 | Public Ed/Community Outreach | \$ 113,500.00 | \$ 3,221.25 | \$ 112,871.76 | \$ 628.24 | \$ - | 0.55% |
| 01-50-510-550072 | Miscellaneous Operating Exp | \$ 15,000.00 | \$ - | \$ 13,771.06 | \$ 1,228.94 | \$ - | 8.19% |
| 01-50-510-550074 | Disaster Preparedness Expenses | \$ 15,000.00 | \$ 618.06 | \$ 6,409.77 | \$ 8,590.23 | \$ - | 57.27% |
| | General Materials & Supplies | \$ 211,500.00 | \$ 7,698.64 | \$ 191,079.14 | \$ 20,420.86 | \$ - | 9.66% |
| 01-50-510-550096 | Beaumont Basin Watermaster | \$ 52,500.00 | \$ - | \$ 43,261.00 | \$ 9,239.00 | \$ - | 17.60% |
| 01-50-510-550097 | SAWPA Basin Monitoring Program | \$ 24,300.00 | \$ 2,048.57 | \$ 23,933.02 | \$ 366.98 | \$ - | 1.51% |
| | General Services | \$ 76,800.00 | \$ 2,048.57 | \$ 67,194.02 | \$ 9,605.98 | \$ - | 12.51% |
| Expense Total | GENERAL | \$ 289,300.00 | \$ 9,747.21 | \$ 258,798.16 | \$ 30,501.84 | \$ - | 10.54% |
| Expense Total | ALL EXPENSES | \$ 21,959,700.00 | \$ 1,779,779.17 | \$ 15,009,567.66 | \$ 6,950,132.34 | \$ - | 31.65% |



**Beaumont-Cherry Valley Water District
Finance and Audit Committee Meeting
February 2, 2023**

Item 4b

STAFF REPORT

TO: Finance and Audit Committee
FROM: Finance and Administration Department
SUBJECT: December 31, 2022, Cash Balance and Investment Report

Staff Recommendation

Approve the December 31, 2022, Cash Balance and Investment Report.

Summary

Attached is the Cash and Investment Report as of December 31, 2022. The District's total invested cash and marketable securities have a market value of \$84,901,267.59.

Analysis

The attached reports include the following elements following 5045.17 Investment Reporting:

- a. Listing of individual securities held at the end of the reporting period;
- b. Cost and market value of all securities, including realized and unrealized market value gains or losses per GASB requirements;
- c. Average weighted yield to maturity of the portfolio;
- d. Listing of investment by maturity date;
- e. Percentage of the total portfolio, which each type of investment represents;
- f. Statement of compliance with Investment Policy, including an explanation of any compliance exceptions (CGC Section 53646); and
- g. Certification of sufficient liquidity to meet budgeted expenditures over the ensuing six months (CGC Section 53646)

The investments, in type, maturity, and percentage of the total portfolio, follow the existing Board approved investment policy.

The weighted average maturity (WAM) of the portfolio is 305 days. The maximum WAM allowed by the Investment Policy is 1,825 days. The current portfolio and expected revenue cash flow will be sufficient to meet budgeted expenditure requirements for the next six months and the foreseeable future.

Attachment(s)

December 31, 2022 Cash and Investment Report
Chandler Asset Management Portfolio Summary as of December 31, 2022
Chandler Asset Management Statement of Compliance as of December 31, 2022
Chandler Asset Management Holdings Report as of December 31, 2022

Staff Report prepared by William Clayton, Finance Manager



**Beaumont-Cherry Valley Water District
Cash Balance & Investment Report
As of December 31, 2022**

Cash Balance Per Account

| Account Name | Account Ending # | Cash Balance Per Account | |
|--------------|-------------------|--------------------------|-------------------------|
| | | Balance | Prior Month Balance |
| Wells Fargo | | | |
| | General 4152 | \$16,084,274.42 | \$14,965,092.89 |
| | Total Cash | \$ 16,084,274.42 | \$ 14,965,092.89 |

Investment Summary

| Account Name | Market Value | Prior Month Balance | Actual % of | | | Par Amount | Rate | 2022 Interest to Date |
|--|--------------------------|-------------------------|-------------------------|----------------|----------|------------|-------|------------------------------------|
| | | | Total | Policy % Limit | Maturity | | | |
| Ca. State Treasurer's Office: Local Agency Investment Fund | \$32,208,375.17 | \$32,040,994.08 | 47% | No Limit | Liquid | N/A | 2.29% | \$379,601.99 ⁽¹⁾ |
| CalTRUST Short Term Fund | \$0.00 | \$0.00 | 0% | No Limit | Liquid | N/A | 3.57% | \$13,546.98 ⁽²⁾ |
| Chandler Investment Services | \$36,608,618.00 | \$36,523,821.00 | 53% | No Limit | Liquid | N/A | 3.17% | \$98,008.00 ⁽³⁾ |
| | Total Investments | \$68,816,993.17 | \$68,564,815.08 | | | | | \$491,156.97 ⁽⁴⁾ |
| Total Cash & Investments | | \$ 84,901,267.59 | \$ 83,529,907.97 | | | | | |

The investments above have been reviewed by the Director of Finance and Administration *[Signature]*

The investments above are in accordance with the District's investment policy. *[Signature]* 1/24/2023

BCVWD will be able to meet its cash flow obligations for the next 6 months. *[Signature]* 1/26/2023

- (1) Market Value and Interest to Date include 4th Quarter interest earned in 2022 received 1/13/2023; Removed 4th Quarter 2021 Interest of \$18,313.11 to reflect only 2022 Interest earnings
- (2) Redemption of full investment March 2022
- (3) Market Value includes Unrealized Gains and Losses that will be recorded at year end
- (4) Difference between Consolidated Portfolio Summary Accrued Interest and Cash Balance Report total is CalTRUST interest YTD as has a zero balance with account closure



PORTFOLIO CHARACTERISTICS

| | |
|---------------------------|----------|
| Average Modified Duration | 0.88 |
| Average Coupon | 2.11% |
| Average Purchase YTM | 2.73% |
| Average Market YTM | 3.53% |
| Average S&P/Moody Rating | AA/Aa2 |
| Average Final Maturity | 1.03 yrs |
| Average Life | 0.92 yrs |

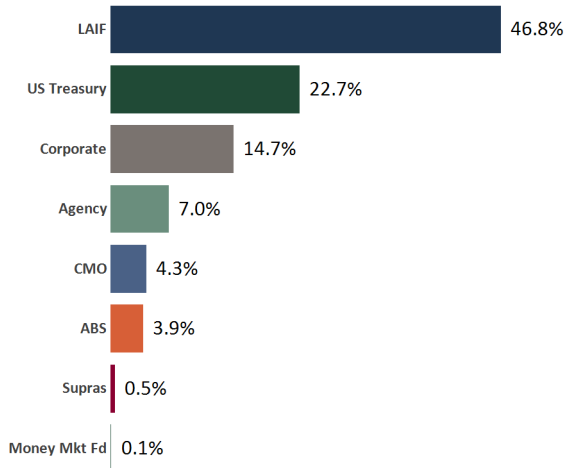
ACCOUNT SUMMARY

| | Beg. Values as of 11/30/22 | End Values as of 12/31/22 |
|---------------------------|-------------------------------|------------------------------|
| Market Value | 68,425,706 | 68,506,317 |
| Accrued Interest | 239,884 | 302,535 |
| Total Market Value | 68,665,591 | 68,808,852 |
| Income Earned | 146,681 | 156,472 |
| Cont/WD | | |
| Par | 69,892,499 | 69,967,564 |
| Book Value | 69,193,179 | 69,283,879 |
| Cost Value | 68,984,839 | 69,041,999 |

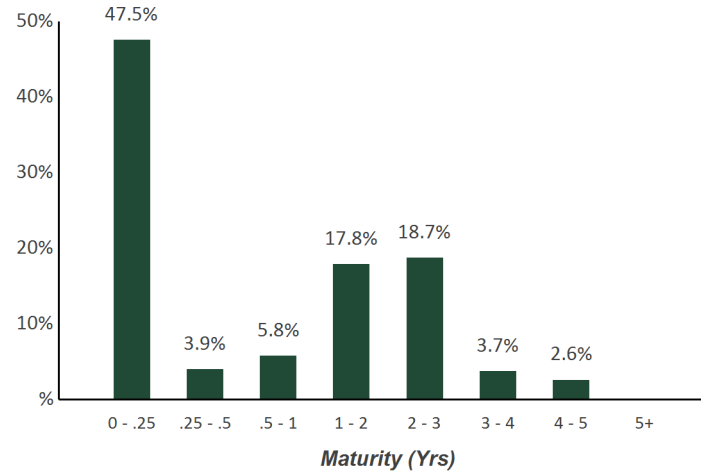
TOP ISSUERS

| | |
|---------------------------------|--------------|
| Local Agency Investment Fund | 46.8% |
| Government of United States | 22.7% |
| Federal Home Loan Mortgage Corp | 5.0% |
| Federal Home Loan Bank | 3.5% |
| Federal Farm Credit Bank | 2.1% |
| American Express ABS | 0.9% |
| Federal National Mortgage Assoc | 0.7% |
| Home Depot | 0.7% |
| Total | 82.2% |

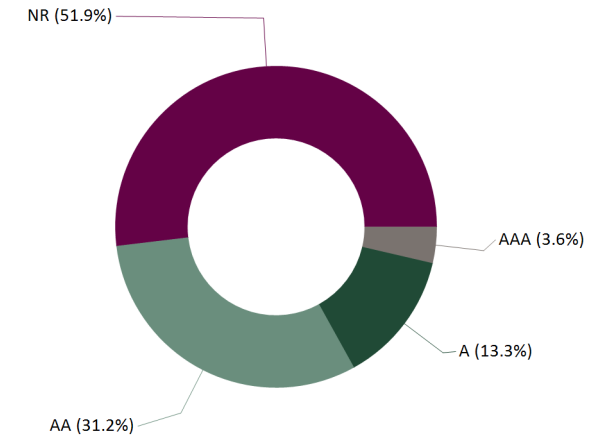
SECTOR ALLOCATION



MATURITY DISTRIBUTION



CREDIT QUALITY (S&P)



Statement of Compliance

As of December 31, 2022



BCVWD - Consolidated Portfolio

This portfolio is a consolidation of assets managed by Chandler Asset Management and assets managed internally by Client. Chandler relies on Client to provide accurate information for reporting assets and producing this compliance statement.

| Category | Standard | Comment |
|--|--|----------|
| U.S. Treasuries | No limitation; Full faith and credit of the U.S. are pledged for the payment of principal and interest | Complies |
| Federal Agencies | No limitation; Federal agencies or U.S. government-sponsored enterprise obligations, participations, or other instruments, including those issued or fully guaranteed as to principal and interest by federal agencies or U.S. government sponsored enterprises. | Complies |
| Supranational Obligations | "AA" rating category or higher by a NRSRO; 30% max; 10% max per issuer; USD denominated senior unsecured unsubordinated obligations; Issued or unconditionally guaranteed by International Bank for Reconstruction & Development (IBRD), International Finance Corporation (IFC), or Inter-American Development Bank (IADB) | Complies |
| Municipal Securities (CA, Other States) | 5% max per issuer; Registered treasury notes or bonds of this state or any of the other 49 United States, including bonds payable solely out of the revenues from a revenue-producing property owned, controlled, or operated by a state or by a department, board, agency, or authority of this state or any of the other 49 United States. Bonds, notes, warrants, or other evidence of indebtedness of any local agency, including the District's own bonds, within this state, including bonds payable solely out of the revenues from a revenue-producing property owned, controlled, or operated by the local agency, or by a department, board, agency, or authority of the local agency. | Complies |
| Corporate Medium Term Notes | "A" rating category or better by a NRSRO; 30% max; 5% max per issuer; Issuer is a corporation organized and operating within the U.S. or by depository institutions licensed by the U.S. or any state and operating within the U.S | Complies |
| Asset-Backed, Mortgage-Backed, Mortgage Pass-Through Securities, and Collateralized Mortgage Obligations | "AA" rating category or higher by a NRSRO; 20% max (combined ABS/MBS/CMO); 5% max per issuer that is not a U.S. Government Agency; Asset-Backed, Mortgage-Backed, Mortgage Pass-Through Securities, and Collateralized Mortgage Obligations limited to mortgage-backed pass-through securities issued by a US government agency or consumer receivable pass-through certificates or bonds | Complies |
| Negotiable Certificates of Deposit (NCD) | 30% max; 5% max per issuer; Issued by a nationally or state-chartered bank, or a federal or state association, a state or federal credit union, or by a federally-licensed or state-licensed branch of a foreign bank. | Complies |
| Certificate of Deposit Placement Service (CDARS) | 50% max (combined with Negotiable Certificates of Deposit) | Complies |
| Collateralized Bank Deposits | Deposits with financial institutions will be collateralized with pledged securities per California Government Code | Complies |
| Banker's Acceptances | "A-1" short-term rating or better by a NRSRO; 40% max; 30% max per commercial bank; 5% max per issuer; 180 days max maturity; Issued by domestic or foreign banks, which are eligible for purchase by the Federal Reserve System. | Complies |
| Commercial Paper | "Prime" quality of the highest rating by a NRSRO; The entity that issues the commercial paper shall meet all conditions: (i) Organized and operating in the U.S. as a general corporation; (ii) Has total assets >\$500 million; (iii) Has debt other than commercial paper, if any, that is "A" rating category or higher by a NRSRO; 25% max; 5% max per issuer; 10% max of the outstanding paper of an issuing corporation; 270 days max maturity | Complies |
| Money Market Mutual Funds | 20% max; Registered with SEC under Investment Company Act of 1940 and issued by diversified management companies and meet either of the following criteria: (i) Highest rating by two NRSROs; or (ii) Retained an investment adviser registered or exempt from SEC registration with > 5 years experience managing money market mutual funds with AUM >\$500 million | Complies |
| Local Agency Investment Fund (LAIF) | Maximum amount permitted by LAIF; Not used by investment adviser | Complies |

| | | |
|---|--|-----------------|
| Local Government Investment Pool (LGIP) | No limitation; However, the amount invested may not exceed the current maximum allowed by the pool; "AAm", or its equivalent, by a NRSRO; Shares of beneficial interest issued by a joint powers authority organized pursuant to Government Code Section; must meet the requirements of California Government Code Section 53601(p); the pool must seek to maintain a stable Net Asset Value ("NAV") | <i>Complies</i> |
| Repurchase Agreements | 10% max; 102% Collateralized; 1 year max maturity; Not used by investment adviser | <i>Complies</i> |
| Max Per Issuer | 5% max per issuer, except U.S. Treasuries, Federal Agency securities, LGIPs, and LAIF | <i>Complies</i> |
| Maximum Maturity | 5 years maximum maturity | <i>Complies</i> |

Holdings Report

As of December 31, 2022



| CUSIP | Security Description | Par Value/Units | Purchase Date Book Yield | Cost Value Book Value | Mkt Price Mkt YTM | Market Value Accrued Int. | % of Port. Gain/Loss | Moody/S&P Fitch | Maturity Duration |
|------------|--|-----------------|-----------------------------|--------------------------|----------------------|------------------------------|-------------------------|--------------------|----------------------|
| ABS | | | | | | | | | |
| 36262XAC8 | GM Financial Auto Lease Trust 2021-3 A2 0.39% Due 10/21/2024 | 130,000.00 | 05/04/2022 2.99% | 125,764.84 127,393.75 | 97.16 5.38% | 126,304.17 15.49 | 0.18% (1,089.58) | NR / AAA AAA | 1.81 0.57 |
| 43813GAC5 | Honda Auto Receivables Trust 2021-1 A3 0.27% Due 4/21/2025 | 183,725.50 | Various 2.37% | 179,543.20 181,043.09 | 96.73 6.22% | 177,718.68 13.78 | 0.26% (3,324.41) | Aaa / NR AAA | 2.31 0.55 |
| 36266FAC3 | GM Financial Auto Lease Trust 2022-2 A3 3.42% Due 6/20/2025 | 130,000.00 | 05/03/2022 3.45% | 129,986.44 129,990.42 | 97.83 5.23% | 127,179.18 135.85 | 0.19% (2,811.24) | NR / AAA AAA | 2.47 1.22 |
| 44933LAC7 | Hyundai Auto Receivables Trust 2021-A A3 0.38% Due 9/15/2025 | 256,959.68 | 04/25/2022 2.62% | 249,652.39 252,081.65 | 96.71 5.51% | 248,504.16 43.40 | 0.36% (3,577.49) | NR / AAA AAA | 2.71 0.64 |
| 44934KAC8 | Hyundai Auto Receivables Trust 2021-B A3 0.38% Due 1/15/2026 | 40,000.00 | 05/19/2022 2.98% | 38,468.75 38,872.38 | 95.49 5.78% | 38,195.02 6.76 | 0.06% (677.36) | NR / AAA AAA | 3.04 0.84 |
| 47789QAC4 | John Deere Owner Trust 2021-B A3 0.52% Due 3/16/2026 | 118,000.00 | 05/02/2022 3.32% | 111,823.44 113,256.97 | 94.91 5.29% | 111,991.17 27.27 | 0.16% (1,265.80) | Aaa / NR AAA | 3.21 1.08 |
| 89238JAC9 | Toyota Auto Receivables Trust 2021-D A3 0.71% Due 4/15/2026 | 41,000.00 | 12/14/2022 5.48% | 38,612.07 38,660.31 | 94.21 5.70% | 38,626.10 12.94 | 0.06% (34.21) | NR / AAA AAA | 3.29 1.18 |
| 43815PAC3 | Honda Auto Receivables 2022-2 A3 3.73% Due 7/20/2026 | 50,000.00 | 08/15/2022 3.76% | 49,997.02 49,997.37 | 97.91 4.84% | 48,954.88 67.35 | 0.07% (1,042.49) | NR / AAA AAA | 3.55 1.94 |
| 89238FAD5 | Toyota Auto Receivables OT 2022-B A3 2.93% Due 9/15/2026 | 209,000.00 | Various 3.26% | 207,519.11 207,825.95 | 96.70 5.00% | 202,113.25 272.16 | 0.29% (5,712.70) | Aaa / AAA NR | 3.71 1.62 |
| 02582JIR2 | American Express 2021-1 A 0.9% Due 11/15/2026 | 386,000.00 | Various 3.23% | 364,484.53 370,051.68 | 92.83 4.98% | 358,333.17 154.40 | 0.52% (11,718.51) | Aaa / NR AAA | 3.88 1.80 |
| 362585AC5 | GM Financial Securitized ART 2022-2 A3 3.1% Due 2/16/2027 | 40,000.00 | 04/05/2022 3.13% | 39,991.64 39,993.40 | 96.88 5.05% | 38,752.30 51.67 | 0.06% (1,241.10) | Aaa / AAA NR | 4.13 1.63 |
| 47800AAC4 | John Deere Owner Trust 2022-B A3 3.74% Due 2/16/2027 | 115,000.00 | 07/12/2022 3.77% | 114,989.02 114,990.41 | 97.70 4.93% | 112,355.90 191.16 | 0.16% (2,634.51) | Aaa / NR AAA | 4.13 1.99 |
| 89231CAD9 | Toyota Auto Receivables Owner 2022-C A3 3.76% Due 4/15/2027 | 140,000.00 | 08/08/2022 3.80% | 139,976.61 139,979.26 | 97.61 4.95% | 136,660.68 233.96 | 0.20% (3,318.58) | NR / AAA AAA | 4.29 2.07 |



| CUSIP | Security Description | Par Value/Units | Purchase Date Book Yield | Cost Value Book Value | Mkt Price Mkt YTM | Market Value Accrued Int. | % of Port. Gain/Loss | Moody/S&P Fitch | Maturity Duration |
|------------------|---|---------------------|-----------------------------|--|----------------------|--|------------------------------------|--------------------------------|----------------------------|
| ABS | | | | | | | | | |
| 36265WAD5 | GM Financial Securitized Auto 2022-3 A3 3.64% Due 4/16/2027 | 55,000.00 | 07/06/2022 3.67% | 54,999.62 54,999.68 | 97.77 4.87% | 53,774.40 83.42 | 0.08% (1,225.28) | Aaa / NR AAA | 4.29 1.87 |
| 02582JIT8 | American Express Credit Trust 2022-2 A 3.39% Due 5/17/2027 | 235,000.00 | 05/17/2022 3.42% | 234,948.02 234,958.64 | 97.14 4.72% | 228,274.37 354.07 | 0.33% (6,684.27) | NR / AAA AAA | 4.38 2.22 |
| 92348KAA1 | Verizon Master Trust 2021-1 A 0.5% Due 5/20/2027 | 300,000.00 | 10/21/2022 4.28% | 279,093.75 280,768.22 | 93.95 4.13% | 281,847.00 45.83 | 0.41% 1,078.78 | Aaa / AAA AAA | 4.39 1.70 |
| 47800BAC2 | John Deere Owner Trust 2022-C A3 5.09% Due 6/15/2027 | 210,000.00 | 10/12/2022 5.15% | 209,983.70 209,984.60 | 100.38 4.97% | 210,791.26 475.07 | 0.31% 806.66 | Aaa / NR AAA | 4.46 2.15 |
| 92348KAV5 | Verizon Master Trust 2022-5 A1A 3.72% Due 7/20/2027 | 140,000.00 | 08/02/2022 3.75% | 139,993.84 139,994.71 | 98.48 5.00% | 137,876.74 159.13 | 0.20% (2,117.97) | NR / AAA AAA | 4.55 1.54 |
| Total ABS | | 2,779,685.18 | 3.52% | 2,709,827.99 2,724,842.49 | 5.06% | 2,678,252.43 2,343.71 | 3.90% (46,590.06) | Aaa / AAA AAA | 3.65 1.52 |

| | | | | | | | | | |
|---------------|------------------------------------|------------|---------------------|--------------------------|----------------|------------------------|----------------------|------------------|--------------|
| AGENCY | | | | | | | | | |
| 3130ALRG1 | FHLB Note 0.125% Due 3/17/2023 | 400,000.00 | 05/09/2022 2.04% | 393,559.60 398,446.85 | 99.13 4.31% | 396,500.05 144.44 | 0.58% (1,946.80) | Aaa / AA+ AAA | 0.21 0.21 |
| 3137EAEQ8 | FHLMC Note 0.375% Due 4/20/2023 | 500,000.00 | 04/21/2022 2.09% | 491,613.00 497,481.59 | 98.75 4.57% | 493,732.27 369.79 | 0.72% (3,749.32) | Aaa / AA+ AAA | 0.30 0.30 |
| 3133EJYL7 | FFCB Note 2.8% Due 9/5/2023 | 95,000.00 | 04/07/2022 2.27% | 95,688.47 95,330.20 | 98.72 4.74% | 93,780.51 857.11 | 0.14% (1,549.69) | Aaa / AA+ AAA | 0.68 0.66 |
| 313383YJ4 | FHLB Note 3.375% Due 9/8/2023 | 500,000.00 | 04/26/2022 2.35% | 506,845.00 503,429.36 | 98.99 4.88% | 494,951.35 5,296.88 | 0.73% (8,478.01) | Aaa / AA+ NR | 0.69 0.66 |
| 3130APU29 | FHLB Note 0.5% Due 11/9/2023 | 400,000.00 | 06/28/2022 3.06% | 386,424.00 391,494.55 | 96.44 4.80% | 385,760.02 288.89 | 0.56% (5,734.53) | Aaa / AA+ NR | 0.86 0.83 |
| 3130AAHE1 | FHLB Note 2.5% Due 12/8/2023 | 150,000.00 | 04/07/2022 2.43% | 150,159.30 150,089.20 | 97.80 4.93% | 146,702.12 239.58 | 0.21% (3,387.08) | Aaa / AA+ NR | 0.94 0.91 |
| 3133ENWP1 | FFCB Note 2.625% Due 5/16/2024 | 270,000.00 | 05/10/2022 2.69% | 269,635.50 269,750.19 | 97.24 4.72% | 262,540.18 885.94 | 0.38% (7,210.01) | Aaa / AA+ AAA | 1.38 1.32 |
| 3133ENYX2 | FFCB Note 3.25% Due 6/17/2024 | 460,000.00 | 06/15/2022 3.40% | 458,707.40 459,057.52 | 98.00 4.68% | 450,778.60 581.39 | 0.66% (8,278.92) | Aaa / AA+ AAA | 1.46 1.40 |
| 3130ASDS5 | FHLB Note 2.75% Due 6/28/2024 | 500,000.00 | 06/28/2022 3.22% | 495,520.00 496,661.48 | 97.29 4.65% | 486,453.92 114.58 | 0.71% (10,207.56) | Aaa / AA+ NR | 1.49 1.44 |



| CUSIP | Security Description | Par Value/Units | Purchase Date Book Yield | Cost Value Book Value | Mkt Price Mkt YTM | Market Value Accrued Int. | % of Port. Gain/Loss | Moody/S&P Fitch | Maturity Duration |
|---------------------|--|---------------------|-----------------------------|--|----------------------|---|------------------------------------|--------------------------------|----------------------------|
| AGENCY | | | | | | | | | |
| 3133EN4N7 | FFCB Note 4.25% Due 12/20/2024 | 625,000.00 | 12/15/2022 4.40% | 623,181.25 623,211.11 | 99.44 4.55% | 621,469.58 811.63 | 0.90% (1,741.53) | Aaa / AA+ AA+ | 1.97 1.87 |
| 3130AQMR1 | FHLB Callable Note Annual 1/27/2023 1.25% Due 1/27/2025 | 150,000.00 | 04/18/2022 2.75% | 144,043.95 145,553.52 | 93.17 4.75% | 139,755.48 802.08 | 0.20% (5,798.04) | Aaa / AA+ NR | 2.08 1.99 |
| 3135G05X7 | FNMA Note 0.375% Due 8/25/2025 | 500,000.00 | 06/22/2022 3.27% | 456,750.00 463,914.80 | 90.27 4.30% | 451,341.08 656.25 | 0.66% (12,573.72) | Aaa / AA+ AAA | 2.65 2.58 |
| 3130ALEM2 | FHLB Callable Note Qtrly 11/25/2025 0.79% Due 2/25/2026 | 400,000.00 | 05/12/2022 2.96% | 369,200.00 374,385.26 | 89.29 4.47% | 357,150.63 1,106.00 | 0.52% (17,234.63) | Aaa / AA+ NR | 3.16 3.04 |
| Total Agency | | 4,950,000.00 | 2.97% | 4,841,327.47 4,868,805.63 | 4.61% | 4,780,915.79 12,154.56 | 6.97% (87,889.84) | Aaa / AA+ AAA | 1.40 1.35 |
| CMO | | | | | | | | | |
| 3137B5KW2 | FHLMC K035 A2 3.458% Due 8/25/2023 | 393,900.84 | 04/29/2022 1.85% | 397,609.04 395,731.67 | 99.07 4.94% | 390,228.89 1,135.09 | 0.57% (5,502.78) | NR / NR AAA | 0.65 0.48 |
| 3137BTU25 | FHLMC K724 A2 3.062% Due 11/25/2023 | 389,067.37 | 06/13/2022 3.46% | 387,198.02 387,903.90 | 98.34 5.19% | 382,627.22 992.77 | 0.56% (5,276.68) | NR / NR AAA | 0.90 0.69 |
| 3137BEVH4 | FHLMC K040 A2 3.241% Due 9/25/2024 | 150,000.00 | 04/21/2022 2.94% | 150,726.56 150,520.85 | 97.48 4.79% | 146,215.49 405.13 | 0.21% (4,305.36) | NR / NR AAA | 1.74 1.53 |
| 3137BFE98 | FHLMC K041 A2 3.171% Due 10/25/2024 | 150,000.00 | 04/21/2022 2.96% | 150,480.47 150,345.35 | 96.89 4.99% | 145,336.84 396.38 | 0.21% (5,008.51) | Aaa / AAA AAA | 1.82 1.63 |
| 3137BFXT3 | FHLMC K042 A2 2.67% Due 12/25/2024 | 450,000.00 | 06/22/2022 3.52% | 441,070.31 442,960.83 | 95.93 4.93% | 431,687.48 200.25 | 0.63% (11,273.35) | Aaa / NR NR | 1.99 1.76 |
| 3137BHCV1 | FHLMC K044 A2 2.811% Due 1/25/2025 | 373,046.39 | 06/16/2022 4.46% | 364,477.98 366,267.70 | 96.25 4.79% | 359,062.60 873.86 | 0.52% (7,205.10) | NR / NR AAA | 2.07 1.84 |
| 3137F4WZ1 | FHLMC K731 A2 3.6% Due 2/25/2025 | 395,123.57 | 05/03/2022 2.67% | 399,630.44 398,550.95 | 97.69 4.78% | 386,004.04 1,185.37 | 0.56% (12,546.91) | NR / NR AAA | 2.16 1.81 |
| 3137BM7C4 | FHLMC K051 A2 3.308% Due 9/25/2025 | 400,000.00 | 05/18/2022 3.06% | 402,031.25 401,652.83 | 96.63 4.65% | 386,509.92 1,102.67 | 0.56% (15,142.91) | NR / NR AAA | 2.74 2.42 |
| 3137BNGT5 | FHLMC K054 A2 2.745% Due 1/25/2026 | 350,000.00 | 12/15/2022 4.49% | 334,742.19 334,907.44 | 94.89 4.59% | 332,114.80 800.63 | 0.48% (2,792.64) | NR / AAA NR | 3.07 2.75 |
| Total CMO | | 3,051,138.17 | 3.29% | 3,027,966.26 3,028,841.52 | 4.85% | 2,959,787.28 7,092.15 | 4.31% (69,054.24) | Aaa / AAA AAA | 1.90 1.65 |



| CUSIP | Security Description | Par Value/Units | Purchase Date Book Yield | Cost Value Book Value | Mkt Price Mkt YTM | Market Value Accrued Int. | % of Port. Gain/Loss | Moody/S&P Fitch | Maturity Duration |
|------------------|--|-----------------|-----------------------------|--------------------------|----------------------|------------------------------|-------------------------|--------------------|----------------------|
| CORPORATE | | | | | | | | | |
| 14913R2D8 | Caterpillar Financial Service Note 0.65% Due 7/7/2023 | 400,000.00 | Various 2.41% | 391,684.00 396,457.25 | 97.98 4.66% | 391,909.44 1,256.67 | 0.57% (4,547.81) | A2 / A A | 0.52 0.50 |
| 02665WCT6 | American Honda Finance Note 3.55% Due 1/12/2024 | 400,000.00 | Various 2.77% | 405,283.50 403,116.56 | 98.66 4.90% | 394,625.85 6,666.11 | 0.58% (8,490.71) | A3 / A- A | 1.03 0.98 |
| 24422EVN6 | John Deere Capital Corp Note 0.45% Due 1/17/2024 | 400,000.00 | Various 2.68% | 385,011.00 390,983.88 | 95.64 4.78% | 382,559.09 820.00 | 0.56% (8,424.79) | A2 / A A | 1.05 1.02 |
| 91159HHV5 | US Bancorp Callable Note Cont 1/5/2024 3.375% Due 2/5/2024 | 150,000.00 | 04/20/2022 2.95% | 151,047.00 150,620.13 | 98.24 5.04% | 147,363.68 2,053.13 | 0.22% (3,256.45) | A2 / A+ A+ | 1.10 1.04 |
| 637432NL5 | National Rural Utilities Callable Note Cont 12/7/2023 2.95% Due 2/7/2024 | 150,000.00 | 04/06/2022 2.77% | 150,441.00 150,246.61 | 97.74 5.08% | 146,615.73 1,770.00 | 0.22% (3,630.88) | A1 / A- A+ | 1.10 1.05 |
| 06051GHF9 | Bank of America Corp Callable Note 1X 3/5/2023 3.55% Due 3/5/2024 | 400,000.00 | Various 3.24% | 401,089.50 400,210.43 | 99.64 5.47% | 398,574.85 4,575.55 | 0.59% (1,635.58) | A2 / A- AA- | 1.18 0.18 |
| 89114QCB2 | Toronto Dominion Bank Note 3.25% Due 3/11/2024 | 400,000.00 | Various 3.02% | 401,620.50 401,029.56 | 97.87 5.11% | 391,480.95 3,972.22 | 0.57% (9,548.61) | A1 / A AA- | 1.19 1.14 |
| 037833CU2 | Apple Inc Callable Note Cont 3/11/2024 2.85% Due 5/11/2024 | 450,000.00 | 06/22/2022 3.23% | 446,895.00 447,758.25 | 97.39 4.85% | 438,270.81 1,781.25 | 0.64% (9,487.44) | Aaa / AA+ NR | 1.36 1.31 |
| 747525AT0 | Qualcomm Inc Callable Note Cont 3/20/2024 2.9% Due 5/20/2024 | 400,000.00 | Various 2.72% | 401,320.00 400,832.17 | 97.58 4.72% | 390,337.79 1,321.11 | 0.57% (10,494.38) | A2 / A NR | 1.39 1.33 |
| 69371RR81 | Paccar Financial Corp Note 3.15% Due 6/13/2024 | 290,000.00 | 06/06/2022 3.16% | 289,933.30 289,951.73 | 97.68 4.82% | 283,274.65 456.75 | 0.41% (6,677.08) | A1 / A+ NR | 1.45 1.39 |
| 06367TQW3 | Bank of Montreal Note 0.625% Due 7/9/2024 | 425,000.00 | 04/27/2022 3.22% | 401,846.00 408,976.97 | 93.49 5.12% | 397,343.75 1,269.10 | 0.58% (11,633.22) | A2 / A- AA- | 1.52 1.47 |
| 79466LAG9 | Salesforce.com Inc Callable Note Cont 7/15/2022 0.625% Due 7/15/2024 | 375,000.00 | Various 2.99% | 356,177.25 361,912.10 | 93.84 4.83% | 351,903.36 1,080.73 | 0.51% (10,008.74) | A2 / A+ NR | 1.54 1.49 |
| 05531FBH5 | Truist Financial Corporation Callable Note Cont 7/1/2024 2.5% Due 8/1/2024 | 400,000.00 | Various 3.07% | 395,039.00 396,527.04 | 96.12 5.08% | 384,478.64 4,166.67 | 0.56% (12,048.40) | A3 / A- A | 1.59 1.51 |
| 693475AY1 | PNC Financial Services Callable Note Cont 10/2/2024 2.2% Due 11/1/2024 | 150,000.00 | 04/11/2022 2.99% | 147,117.00 147,929.68 | 95.59 4.74% | 143,388.71 550.00 | 0.21% (4,540.97) | A3 / A- A | 1.84 1.76 |



| CUSIP | Security Description | Par Value/Units | Purchase Date Book Yield | Cost Value Book Value | Mkt Price Mkt YTM | Market Value Accrued Int. | % of Port. Gain/Loss | Moody/S&P Fitch | Maturity Duration |
|------------------|---|-----------------|-----------------------------|--------------------------|----------------------|------------------------------|-------------------------|--------------------|----------------------|
| CORPORATE | | | | | | | | | |
| 89236TJT3 | Toyota Motor Credit Corp Note 1.45% Due 1/13/2025 | 150,000.00 | 04/18/2022 3.00% | 143,931.00 145,486.22 | 93.69 4.74% | 140,539.16 1,015.00 | 0.21% (4,947.06) | A1 / A+ A+ | 2.04 1.95 |
| 00440EAS6 | Chubb INA Holdings Inc Note 3.15% Due 3/15/2025 | 450,000.00 | Various 3.67% | 443,992.50 445,131.41 | 96.63 4.78% | 434,832.63 4,173.75 | 0.64% (10,298.78) | A3 / A A | 2.21 2.08 |
| 69371RR73 | Paccar Financial Corp Note 2.85% Due 4/7/2025 | 120,000.00 | 03/31/2022 2.86% | 119,968.80 119,976.46 | 95.96 4.75% | 115,149.95 798.00 | 0.17% (4,826.51) | A1 / A+ NR | 2.27 2.14 |
| 023135CE4 | Amazon.com Inc Note 3% Due 4/13/2025 | 450,000.00 | Various 3.22% | 447,451.25 447,886.94 | 96.57 4.60% | 434,550.67 2,925.00 | 0.64% (13,336.27) | A1 / AA AA- | 2.28 2.16 |
| 78016EZ59 | Royal Bank of Canada Note 3.375% Due 4/14/2025 | 400,000.00 | Various 3.64% | 397,033.20 397,698.92 | 96.70 4.91% | 386,815.46 2,887.50 | 0.57% (10,883.46) | A1 / A AA- | 2.29 2.15 |
| 06406RBC0 | Bank of NY Mellon Corp Callable Note Cont 3/25/2025 3.35% Due 4/25/2025 | 400,000.00 | Various 3.27% | 400,918.40 400,703.18 | 96.89 4.78% | 387,577.99 2,456.66 | 0.57% (13,125.19) | A1 / A AA- | 2.32 2.18 |
| 808513AX3 | Charles Schwab Corp Callable Note Cont 3/21/2025 3.85% Due 5/21/2025 | 450,000.00 | 06/22/2022 3.80% | 450,561.98 450,454.74 | 97.71 4.88% | 439,677.75 1,925.00 | 0.64% (10,776.99) | A2 / A A | 2.39 2.24 |
| 46647PCH7 | JP Morgan Chase & Co Callable Note Cont 6/1/2024 0.824% Due 6/1/2025 | 400,000.00 | Various 3.95% | 378,688.50 383,343.80 | 93.23 5.28% | 372,910.70 274.67 | 0.54% (10,433.10) | A1 / A- AA- | 2.42 2.32 |
| 63743HFE7 | National Rural Utilities Note 3.45% Due 6/15/2025 | 60,000.00 | 04/27/2022 3.46% | 59,983.80 59,987.24 | 96.54 4.96% | 57,921.87 92.00 | 0.08% (2,065.37) | A2 / A- A | 2.46 2.31 |
| 26442UAA2 | Duke Energy Progress LLC Callable Note Cont 5/15/25 3.25% Due 8/15/2025 | 400,000.00 | Various 3.26% | 399,859.00 399,880.04 | 96.43 4.71% | 385,734.29 4,911.11 | 0.57% (14,145.75) | Aa3 / A NR | 2.62 2.44 |
| 89236TKF1 | Toyota Motor Credit Corp Note 3.65% Due 8/18/2025 | 180,000.00 | 08/15/2022 3.68% | 179,838.00 179,858.10 | 97.25 4.77% | 175,049.26 2,427.25 | 0.26% (4,808.84) | A1 / A+ A+ | 2.63 2.44 |
| 931142EW9 | Wal-Mart Stores Note 3.9% Due 9/9/2025 | 100,000.00 | 09/06/2022 3.92% | 99,930.00 99,937.28 | 98.48 4.50% | 98,481.74 1,213.33 | 0.14% (1,455.54) | Aa2 / AA AA | 2.69 2.49 |
| 437076CR1 | Home Depot Callable Note Cont 8/15/2025 4% Due 9/15/2025 | 450,000.00 | 09/14/2022 4.12% | 448,560.00 448,697.14 | 98.79 4.48% | 444,573.36 5,100.00 | 0.65% (4,123.78) | A2 / A A | 2.71 2.51 |
| 63743HFF4 | National Rural Utilities Note 5.45% Due 10/30/2025 | 145,000.00 | 10/20/2022 5.50% | 144,805.70 144,816.70 | 101.28 4.96% | 146,862.37 1,339.03 | 0.22% 2,045.67 | A2 / A- A | 2.83 2.58 |



| CUSIP | Security Description | Par Value/Units | Purchase Date Book Yield | Cost Value Book Value | Mkt Price Mkt YTM | Market Value Accrued Int. | % of Port. Gain/Loss | Moody/S&P Fitch | Maturity Duration |
|--------------------------------|--|----------------------|-----------------------------|--|----------------------|---|--------------------------------------|--------------------------------|----------------------------|
| CORPORATE | | | | | | | | | |
| 637432NG6 | National Rural Utilities Callable Note Cont 8/1/2025 3.25% Due 11/1/2025 | 60,000.00 | 04/14/2022 3.31% | 59,880.00 59,903.87 | 95.09 5.13% | 57,054.59 325.00 | 0.08% (2,849.28) | A1 / A- A+ | 2.84 2.64 |
| 756109BE3 | Realty Income Corp Callable Note Cont 9/1/2025 4.625% Due 11/1/2025 | 400,000.00 | 09/20/2022 4.64% | 399,764.00 399,784.98 | 98.95 5.03% | 395,796.96 3,083.33 | 0.58% (3,988.02) | A3 / A- NR | 2.84 2.60 |
| 61747YET8 | Morgan Stanley Callable Note Cont 7/17/2025 4.679% Due 7/17/2026 | 400,000.00 | 09/20/2022 5.35% | 395,440.00 395,770.39 | 98.37 5.37% | 393,460.13 8,370.21 | 0.58% (2,310.26) | A1 / A- A+ | 3.55 2.32 |
| 665859AW4 | Northern Trust Company Callable Note Cont 4/10/2027 4% Due 5/10/2027 | 450,000.00 | Various 3.99% | 450,269.40 450,245.00 | 97.78 4.57% | 439,990.62 2,550.00 | 0.64% (10,254.38) | A2 / A+ A+ | 4.36 3.93 |
| 91324PEG3 | United Health Group Inc Callable Note Cont 4/15/2027 3.7% Due 5/15/2027 | 115,000.00 | 05/17/2022 3.69% | 115,055.80 115,048.88 | 96.84 4.50% | 111,361.81 543.69 | 0.16% (3,687.07) | A3 / A+ A | 4.37 3.96 |
| Total Corporate | | 10,370,000.00 | 3.44% | 10,260,435.38 10,291,163.65 | 4.88% | 10,060,468.61 78,149.82 | 14.73% (230,695.04) | A1 / A A+ | 2.05 1.85 |
| LAIF | | | | | | | | | |
| 90LAIF\$00 | Local Agency Investment Fund State Pool | 32,040,994.08 | Various 2.23% | 32,040,994.08 32,040,994.08 | 1.00 2.23% | 32,040,994.08 159,239.72 | 46.80% 0.00 | NR / NR NR | 0.00 0.00 |
| Total LAIF | | 32,040,994.08 | 2.23% | 32,040,994.08 | 2.23% | 32,040,994.08 159,239.72 | 46.80% 0.00 | NR / NR NR | 0.00 0.00 |
| MONEY MARKET FUND | | | | | | | | | |
| 31846V807 | First American Treasury MMF Class Y | 70,747.04 | Various 3.88% | 70,747.04 70,747.04 | 1.00 3.88% | 70,747.04 0.00 | 0.10% 0.00 | Aaa / AA+ AAA | 0.00 0.00 |
| Total Money Market Fund | | 70,747.04 | 3.88% | 70,747.04 | 3.88% | 70,747.04 0.00 | 0.10% 0.00 | Aaa / AA+ AAA | 0.00 0.00 |



| CUSIP | Security Description | Par Value/Units | Purchase Date Book Yield | Cost Value Book Value | Mkt Price Mkt YTM | Market Value Accrued Int. | % of Port. Gain/Loss | Moody/S&P Fitch | Maturity Duration |
|----------------------------|--|-------------------|-----------------------------|--|----------------------|--------------------------------------|-----------------------------------|--------------------------------|----------------------------|
| SUPRANATIONAL | | | | | | | | | |
| 4581X0EE4 | Inter-American Dev Bank Note 3.25% Due 7/1/2024 | 365,000.00 | 06/22/2022 3.26% | 364,963.50 364,972.69 | 97.85 4.75% | 357,146.30 5,931.25 | 0.53% (7,826.39) | Aaa / AAA AAA | 1.50 1.42 |
| Total Supranational | | 365,000.00 | 3.26% | 364,963.50 364,972.69 | 4.75% | 357,146.30 5,931.25 | 0.53% (7,826.39) | Aaa / AAA AAA | 1.50 1.42 |
| US TREASURY | | | | | | | | | |
| 912828ZH6 | US Treasury Note 0.25% Due 4/15/2023 | 750,000.00 | Various 2.31% | 736,835.93 745,674.47 | 98.84 4.33% | 741,269.25 401.79 | 1.08% (4,405.22) | Aaa / AA+ AAA | 0.29 0.28 |
| 912828VB3 | US Treasury Note 1.75% Due 5/15/2023 | 750,000.00 | Various 2.29% | 746,220.70 748,527.71 | 98.95 4.60% | 742,148.25 1,704.06 | 1.08% (6,379.46) | Aaa / AA+ AAA | 0.37 0.37 |
| 912828ZU7 | US Treasury Note 0.25% Due 6/15/2023 | 750,000.00 | Various 2.42% | 732,832.04 742,775.59 | 98.06 4.59% | 735,468.75 87.57 | 1.07% (7,306.84) | Aaa / AA+ AAA | 0.45 0.45 |
| 91282CAF8 | US Treasury Note 0.125% Due 8/15/2023 | 750,000.00 | Various 2.44% | 728,574.22 739,446.07 | 97.23 4.67% | 729,228.75 354.12 | 1.06% (10,217.32) | Aaa / AA+ AAA | 0.62 0.61 |
| 91282CAP6 | US Treasury Note 0.125% Due 10/15/2023 | 220,000.00 | 05/04/2022 2.62% | 212,274.22 215,800.57 | 96.47 4.74% | 212,239.94 58.93 | 0.31% (3,560.63) | Aaa / AA+ AAA | 0.79 0.77 |
| 91282CAW1 | US Treasury Note 0.25% Due 11/15/2023 | 750,000.00 | Various 2.62% | 723,837.89 734,933.02 | 96.16 4.80% | 721,171.50 243.45 | 1.05% (13,761.52) | Aaa / AA+ AAA | 0.87 0.85 |
| 91282CBV2 | US Treasury Note 0.375% Due 4/15/2024 | 750,000.00 | Various 2.70% | 717,480.47 728,300.90 | 94.66 4.69% | 709,980.75 602.67 | 1.03% (18,320.15) | Aaa / AA+ AAA | 1.29 1.26 |
| 91282CCG4 | US Treasury Note 0.25% Due 6/15/2024 | 775,000.00 | Various 2.92% | 733,680.66 746,065.50 | 93.89 4.64% | 727,652.15 90.49 | 1.06% (18,413.35) | Aaa / AA+ AAA | 1.46 1.42 |
| 91282CCT6 | US Treasury Note 0.375% Due 8/15/2024 | 750,000.00 | Various 2.78% | 711,445.31 721,807.84 | 93.46 4.60% | 700,927.50 1,062.33 | 1.02% (20,880.34) | Aaa / AA+ AAA | 1.62 1.58 |
| 91282CCX7 | US Treasury Note 0.375% Due 9/15/2024 | 750,000.00 | Various 2.83% | 708,437.50 719,808.34 | 93.25 4.53% | 699,404.25 839.10 | 1.02% (20,404.09) | Aaa / AA+ AAA | 1.71 1.66 |
| 91282CDB4 | US Treasury Note 0.625% Due 10/15/2024 | 750,000.00 | Various 2.88% | 711,455.08 720,950.08 | 93.44 4.48% | 700,810.50 1,004.46 | 1.02% (20,139.58) | Aaa / AA+ AAA | 1.79 1.74 |
| 91282CDH1 | US Treasury Note 0.75% Due 11/15/2024 | 750,000.00 | Various 2.93% | 710,820.32 720,754.80 | 93.39 4.47% | 700,429.50 730.32 | 1.02% (20,325.30) | Aaa / AA+ AAA | 1.88 1.82 |



| CUSIP | Security Description | Par Value/Units | Purchase Date Book Yield | Cost Value Book Value | Mkt Price Mkt YTM | Market Value Accrued Int. | % of Port. Gain/Loss | Moody/S&P Fitch | Maturity Duration |
|--|--|----------------------|-----------------------------|--|----------------------|---|---------------------------------------|--------------------------------|----------------------------|
| US TREASURY | | | | | | | | | |
| 91282CDN8 | US Treasury Note 1% Due 12/15/2024 | 750,000.00 | Various 3.13% | 711,869.14 720,140.58 | 93.65 4.42% | 702,392.26 350.27 | 1.02% (17,748.32) | Aaa / AA+ AAA | 1.96 1.90 |
| 91282CDS7 | US Treasury Note 1.125% Due 1/15/2025 | 775,000.00 | Various 3.01% | 737,794.93 746,528.72 | 93.64 4.42% | 725,684.43 4,027.68 | 1.06% (20,844.29) | Aaa / AA+ AAA | 2.04 1.97 |
| 91282CDZ1 | US Treasury Note 1.5% Due 2/15/2025 | 750,000.00 | Various 2.88% | 723,125.00 728,981.74 | 94.19 4.39% | 706,435.50 4,249.32 | 1.03% (22,546.24) | Aaa / AA+ AAA | 2.13 2.04 |
| 91282CED9 | US Treasury Note 1.75% Due 3/15/2025 | 750,000.00 | Various 2.93% | 726,035.16 731,407.64 | 94.56 4.36% | 709,218.75 3,915.75 | 1.04% (22,188.89) | Aaa / AA+ AAA | 2.21 2.11 |
| 91282CEH0 | US Treasury Note 2.625% Due 4/15/2025 | 500,000.00 | 06/28/2022 3.23% | 491,933.59 493,403.08 | 96.31 4.33% | 481,562.50 2,812.50 | 0.70% (11,840.58) | Aaa / AA+ AAA | 2.29 2.18 |
| 912828XB1 | US Treasury Note 2.125% Due 5/15/2025 | 750,000.00 | Various 3.09% | 729,971.68 733,757.00 | 95.10 4.32% | 713,232.76 2,069.23 | 1.04% (20,524.24) | Aaa / AA+ AAA | 2.37 2.27 |
| 91282CEU1 | US Treasury Note 2.875% Due 6/15/2025 | 670,000.00 | 06/28/2022 3.22% | 663,457.03 664,581.79 | 96.73 4.29% | 648,068.22 899.62 | 0.94% (16,513.57) | Aaa / AA+ AAA | 2.46 2.33 |
| 91282CAB7 | US Treasury Note 0.25% Due 7/31/2025 | 800,000.00 | Various 3.08% | 732,058.59 744,764.57 | 90.31 4.25% | 722,468.80 836.96 | 1.05% (22,295.77) | Aaa / AA+ AAA | 2.58 2.52 |
| 91282CFP1 | US Treasury Note 4.25% Due 10/15/2025 | 600,000.00 | 10/18/2022 4.46% | 596,554.69 596,788.16 | 100.01 4.24% | 600,046.80 5,464.29 | 0.88% 3,258.64 | Aaa / AA+ AAA | 2.79 2.58 |
| 91282CFW6 | US Treasury Note 4.5% Due 11/15/2025 | 750,000.00 | 11/09/2022 4.55% | 748,945.31 748,990.54 | 100.69 4.24% | 755,156.25 4,381.91 | 1.10% 6,165.71 | Aaa / AA+ AAA | 2.88 2.66 |
| 91282CBT7 | US Treasury Note 0.75% Due 3/31/2026 | 750,000.00 | Various 2.97% | 690,097.65 699,323.55 | 89.73 4.16% | 673,008.00 1,437.15 | 0.98% (26,315.55) | Aaa / AA+ AAA | 3.25 3.14 |
| Total US Treasury | | 16,340,000.00 | 2.96% | 15,725,737.11 15,893,512.26 | 4.46% | 15,558,005.36 37,623.97 | 22.67% (335,506.90) | Aaa / AA+ AAA | 1.75 1.68 |
| TOTAL PORTFOLIO | | 69,967,564.47 | 2.73% | 69,041,998.83 69,283,879.36 | 3.53% | 68,506,316.89 302,535.18 | 100.00% (777,562.47) | Aa2 / AA AAA | 1.03 0.88 |
| TOTAL MARKET VALUE PLUS ACCRUED | | | | | | 68,808,852.07 | | | |

Accounts Payable

Checks by Date - Detail by Check Date

User: wclayton
 Printed: 1/26/2023 5:48 PM

Beaumont-Cherry Valley Water District

560 Magnolia Avenue
 Beaumont CA 92223
 (951) 845-9581
 www.bcvwd.org



| Check No | Vendor No Invoice No | Vendor Name Description | Check Date Reference | Void Checks | Check Amount |
|--|-------------------------|--|-------------------------|----------------|-----------------|
| ACH | 10085 | CalPERS Retirement System | 01/05/2023 | | |
| | 1002278508 | PR Batch 00001.01.2023 CalPERS 7% EE Deduction | | | 1,512.10 |
| | 1002278508 | PR Batch 00001.01.2023 CalPERS 8% EE Paid | | | 1,939.16 |
| | 1002278508 | PR Batch 00001.01.2023 CalPERS 8% ER Paid | | | 1,014.46 |
| | 1002278508 | PR Batch 00001.01.2023 CalPERS ER Paid Classic | | | 9,304.95 |
| | 1002278508 | PR Batch 00001.01.2023 CalPERS ER PEPRA | | | 5,699.11 |
| | 1002278508 | PR Batch 00001.01.2023 CalPERS 7.5% EE PEPRA | | | 5,218.95 |
| | 1002278508 | PR Batch 00001.01.2023 CalPERS Payment Adj (PT) | | | 94.15 |
| | 1002278508 | PR Batch 00001.01.2023 CalPERS 1% ER Paid | | | 216.00 |
| | 1002278508 | PR Batch 00001.01.2023 CalPERS ER PEPRA ADJ | | | -1,563.44 |
| | 1002278508 | PR Batch 00001.01.2023 CalPERS Payment Adj (PT) | | | -94.15 |
| | 1002278508 | PR Batch 00001.01.2023 CalPERS 7.5% EE PEPRA ADJ | | | -1,431.72 |
| Total for this ACH Check for Vendor 10085: | | | | 0.00 | 21,909.57 |
| ACH | 10087 | EDD | 01/05/2023 | | |
| | 1-370-757-600 | PR Batch 00001.01.2023 State Income Tax | | | 5,827.24 |
| | 1-370-757-600 | PR Batch 00001.01.2023 CA SDI | | | 1,568.64 |
| Total for this ACH Check for Vendor 10087: | | | | 0.00 | 7,395.88 |
| ACH | 10094 | U.S. Treasury | 01/05/2023 | | |
| | 270340581728977 | PR Batch 00001.01.2023 FICA Employer Portion | | | 8,801.97 |
| | 270340581728977 | PR Batch 00001.01.2023 Medicare Employee Portion | | | 2,058.54 |
| | 270340581728977 | PR Batch 00001.01.2023 FICA Employee Portion | | | 8,801.97 |
| | 270340581728977 | PR Batch 00001.01.2023 Medicare Employer Portion | | | 2,058.54 |
| | 270340581728977 | PR Batch 00001.01.2023 Federal Income Tax | | | 14,733.07 |
| Total for this ACH Check for Vendor 10094: | | | | 0.00 | 36,454.09 |
| ACH | 10141 | Ca State Disbursement Unit | 01/05/2023 | | |
| | 42515218 | PR Batch 00001.01.2023 Garnishment | | | 288.46 |
| | 42515224 | PR Batch 00001.01.2023 Garnishment | | | 487.84 |
| Total for this ACH Check for Vendor 10141: | | | | 0.00 | 776.30 |
| ACH | 10203 | Voya Financial | 01/05/2023 | | |
| | VB1450PP01 2023 | PR Batch 00001.01.2023 Deferred Comp | | | 350.00 |
| Total for this ACH Check for Vendor 10203: | | | | 0.00 | 350.00 |
| ACH | 10264 | CalPERS Supplemental Income Plans | 01/05/2023 | | |
| | 1002278504 | PR Batch 00001.01.2023 ROTH-Post-Tax | | | 965.38 |
| | 1002278504 | PR Batch 00001.01.2023 457 Loan Repayment | | | 170.83 |
| | 1002278504 | PR Batch 00001.01.2023 CalPERS 457 % | | | 93.79 |
| | 1002278504 | PR Batch 00001.01.2023 CalPERS 457 | | | 1,573.84 |
| | 1002278504 | PR Batch 00001.01.2023 457 Catch-Up | | | 417.49 |
| Total for this ACH Check for Vendor 10264: | | | | 0.00 | 3,221.33 |
| ACH | 10984 | MidAmerica Administrative & Retirement Solutions | 01/05/2023 | | |
| | 1673211880864 | PR Batch 00001.01.2023 401(a) Deferred Comp | | | 1,043.60 |
| Total for this ACH Check for Vendor 10984: | | | | 0.00 | 1,043.60 |
| Total for 1/5/2023: | | | | 0.00 | 71,150.77 |

| Check No | Vendor No Invoice No | Vendor Name Description | Check Date Reference | Void Checks | Check Amount |
|--|--|--|-------------------------|----------------|--|
| ACH | 10901 01012023 01012023 Dental | Ameritas Life Insurance Corp. Ameritas Vision Jan 2023 Ameritas Dental Jan 2023 | 01/10/2023 | | 532.16 2,364.20 |
| Total for this ACH Check for Vendor 10901: | | | | 0.00 | 2,896.36 |
| ACH | 10902 53743681213244 | Colonial Life Col Life Premiums Dec 2022 | 01/10/2023 | | 4,740.24 |
| Total for this ACH Check for Vendor 10902: | | | | 0.00 | 4,740.24 |
| ACH | 10903 4495785625 | The Lincoln National Life Insurance Company Life & ADD EE/ER Insurance Jan 2023 | 01/10/2023 | | 741.74 |
| Total for this ACH Check for Vendor 10903: | | | | 0.00 | 741.74 |
| ACH | 10288 143516061 143516061 143516061 143516061 143516062 143516062 | CalPERS Health Fiscal Services Division Admin Fee for Retired Emp Health Ins Jan 2023 Retired Employees Health Ins Jan 2023 Active Employees Health Ins Jan 2023 Admin Fee for Health Ins Jan 2023 Active Non CalPERS Member Health Ins Jan 2023 Admin Fee Non CalPERS Member Health Ins Jan 2023 | 01/10/2023 | | 17.86 2,370.00 64,962.64 214.38 1,962.06 6.47 |
| Total for this ACH Check for Vendor 10288: | | | | 0.00 | 69,533.41 |
| Total for 1/10/2023: | | | | 0.00 | 77,911.75 |
| 2063 | 10387 PP01 2023 | Franchise Tax Board PR Batch 00001.01.2023 Garnishment FTB | 01/11/2023 | | 109.07 |
| Total for Check Number 2063: | | | | 0.00 | 109.07 |
| Total for 1/11/2023: | | | | 0.00 | 109.07 |
| ACH | 10030 700154530138Dec 700154530138Dec 700154530138Dec 700154530138Dec 700154530138Dec 700154530138Dec 700154530138Dec 700154530138Dec 700359906319Dec 700359906319Dec 700359906319Dec | Southern California Edison Electricity 11/22-12/21/2022 - 9781 Avenida Miravilla Electricity 11/22-12/21/2022 - Well 25 Electricity 11/18-12/21/2022 - Wells Electricity 09/20-11/22/2022 - Wells (Prior Month) Electricity 11/18-12/18/2022 - 815 E 12th Ave Electricity 11/22-12/21/2022 - 560 Magnolia Ave Electricity 11/15-12/14/2022 - 851 E 6th St Electricity 11/22-12/21/2022 - 13695 Oak Glen Rd Electricity 11/22-12/21/2022 - 13697 Oak Glen Rd Electricity 11/22-12/21/2022 - 12303 Oak Glen Rd | 01/12/2023 | | 139.20 30,994.76 131,464.20 3,469.59 574.90 1,800.34 182.49 62.55 183.22 333.41 |
| Total for this ACH Check for Vendor 10030: | | | | 0.00 | 169,204.66 |
| ACH | 10031 3524803865 3524803866 3524803867 3525288171 3525288172 3525288173 3525793959 3525793960 3525793961 3526219410 3526219412 3526219413 | Staples Business Advantage Office Supplies Office Supplies Office Supplies Office Supplies Office Supplies Office Supplies Office Supplies Office Supplies IT Office Supplies IT Office Supplies Return Office Supplies Office Supplies | 01/12/2023 | | 21.11 28.33 21.54 49.65 23.40 11.52 154.72 23.23 134.09 -107.28 90.25 11.18 |
| Total for this ACH Check for Vendor 10031: | | | | 0.00 | 461.74 |

| Check No | Vendor No Invoice No | Vendor Name Description | Check Date Reference | Void Checks | Check Amount |
|--|-------------------------|---|-------------------------|----------------|-----------------|
| ACH | 10042 07132135000Dec | Southern California Gas Company Monthly Gas Charges 11/28-12/28/2022 | 01/12/2023 | | 14.79 |
| Total for this ACH Check for Vendor 10042: | | | | 0.00 | 14.79 |
| ACH | 10052 | Home Depot Credit Services | 01/12/2023 | | |
| | 12312022 | Bushing - Sample Sites | | | 51.16 |
| | 12312022 | Trailer Hitch - Trailer | | | 52.22 |
| | 12312022 | Electrical Wires - Well 18 | | | 301.53 |
| | 12312022 | Light Bulbs - District Buildings | | | 82.19 |
| | 12312022 | General Supplies | | | 137.36 |
| | 12312022 | Lumber for Patio Repairs - 12303 Oak Glen Rd | | | 102.28 |
| | 12312022 | Tools - Maintenance Repairs | | | 493.50 |
| | 12312022 | Pest Control - District Buildings | | | 29.57 |
| | 12312022 | Lumber for Patio Repairs - 12303 Oak Glen Rd | | | 196.54 |
| | 12312022 | Parts - Rebuild Sample Sites | | | 127.26 |
| | 12312022 | Tools - Leak Repairs | | | 126.88 |
| | 12312022 | Stucco - Well 22 Building | | | 62.16 |
| | 12312022 | Light Bulbs - 12th/Palm | | | 82.19 |
| | 12312022 | General Supplies | | | 199.73 |
| | 12312022 | Disinfecting Wipes - 12th/Palm | | | 70.17 |
| | 12312022 | Skid Steer Rental - Well 25 Landscaping | | | 440.67 |
| Total for this ACH Check for Vendor 10052: | | | | 0.00 | 2,555.41 |
| ACH | 10132 | South Coast AQMD | 01/12/2023 | | |
| | 4097364 | ICE (50-500 HP) Em Elec Gen - Diesel - Fac ID 129302 Well 16 | | | 468.76 |
| | 4097365 | ICE (50-500 HP) Em Elec Gen - Diesel - Fac ID 129305 Well 21 | | | 468.76 |
| | 4099891 | Flat Fe for Last Fiscal Year Emissions - Fac ID 129302 Well 16 | | | 151.85 |
| | 4099893 | Flat Fe for Last Fiscal Year Emissions - Fac ID 129305 Well 21 | | | 151.85 |
| Total for this ACH Check for Vendor 10132: | | | | 0.00 | 1,241.22 |
| ACH | 10138 | ARCO Business Solutions | 01/12/2023 | | |
| | HW201 Jan 2023 | ARCO Fuel Charges 01/03-01/09/2023 | | | 2,101.75 |
| Total for this ACH Check for Vendor 10138: | | | | 0.00 | 2,101.75 |
| ACH | 10147 | Online Information Services, Inc | 01/12/2023 | | |
| | 1162579 | 164 Credit Reports for Dec 2022 | | | 515.44 |
| Total for this ACH Check for Vendor 10147: | | | | 0.00 | 515.44 |
| ACH | 10350 | NAPA Auto Parts | 01/12/2023 | | |
| | 191558 | Compressor Battery | | | 216.95 |
| | 191667 | Oil/Shop Towels/Brake Cleaner/Starter Fluid - Fleet | | | 183.51 |
| | 192255 | Socket Set - Unit 41 | | | 117.44 |
| | 192303 | Headlamp Lens - Unit 8 | | | 26.39 |
| Total for this ACH Check for Vendor 10350: | | | | 0.00 | 544.29 |
| ACH | 10743 | Townsend Public Affairs, Inc | 01/12/2023 | | |
| | 19388 | Consulting Services - Jan 2023 | | | 5,000.00 |
| Total for this ACH Check for Vendor 10743: | | | | 0.00 | 5,000.00 |
| ACH | 10087 | EDD | 01/12/2023 | | |
| | 1-577-943-776 | PR Batch 00003.12.2022 State Income Tax | | | 3.68 |
| | 1-577-943-776 | PR Batch 00003.12.2022 CA SDI | | | 3.68 |
| Total for this ACH Check for Vendor 10087: | | | | 0.00 | 7.36 |

| Check No | Vendor No Invoice No | Vendor Name Description | Check Date Reference | Void Checks | Check Amount |
|--|-------------------------|--|-------------------------|----------------|-----------------|
| ACH | 10094 | U.S. Treasury | 01/12/2023 | | |
| | 270340510283383 | PR Batch 00003.12.2022 FICA Employer Portion | | | 20.72 |
| | 270340510283383 | PR Batch 00003.12.2022 Medicare Employer Portion | | | 4.85 |
| | 270340510283383 | PR Batch 00003.12.2022 Medicare Employee Portion | | | 4.85 |
| | 270340510283383 | PR Batch 00003.12.2022 FICA Employee Portion | | | 20.72 |
| | 270340510283383 | PR OT Batch Tax Withholding | | | 0.01 |
| Total for this ACH Check for Vendor 10094: | | | | 0.00 | 51.15 |
| 13506 | UB*05155 | Armando Arce | 01/12/2023 | | |
| | | Refund Check | | | 22.52 |
| | | Refund Check | | | 10.44 |
| | | Refund Check | | | 34.43 |
| | | Refund Check | | | 37.37 |
| | | Refund Check | | | 21.80 |
| | | Refund Check | | | 16.18 |
| Total for Check Number 13506: | | | | 0.00 | 142.74 |
| 13507 | UB*05061 | Mayra Chittenden | 01/12/2023 | | |
| | 01112023 | Refund Check | | | 53.13 |
| | 01112023 | Refund Check | | | 4.43 |
| | 01112023 | Refund Check | | | 9.83 |
| | 01112023 | Refund Check | | | 9.96 |
| Total for Check Number 13507: | | | | 0.00 | 77.35 |
| 13508 | UB*05179 | Coffman Specialties Inc. (gal x100) | 01/12/2023 | | |
| | | Refund Check | | | 319.83 |
| | | Refund Check | | | 316.36 |
| | | Refund Check | | | 230.16 |
| Total for Check Number 13508: | | | | 0.00 | 866.35 |
| 13509 | UB*05164 | Mindi Cull | 01/12/2023 | | |
| | | Refund Check | | | 250.00 |
| Total for Check Number 13509: | | | | 0.00 | 250.00 |
| 13510 | UB*05160 | Kyle Dawson | 01/12/2023 | | |
| | | Refund Check | | | 4.78 |
| | | Refund Check | | | 25.75 |
| | | Refund Check | | | 39.45 |
| | | Refund Check | | | 18.51 |
| | | Refund Check | | | 23.01 |
| | | Refund Check | | | 39.37 |
| Total for Check Number 13510: | | | | 0.00 | 150.87 |
| 13511 | UB*05168 | Concettina Domico | 01/12/2023 | | |
| | | Refund Check | | | 2.03 |
| | | Refund Check | | | 2.14 |
| | | Refund Check | | | 35.50 |
| | | Refund Check | | | 1.18 |
| Total for Check Number 13511: | | | | 0.00 | 40.85 |
| 13512 | UB*05158 | Jared Ehresmann | 01/12/2023 | | |
| | | Refund Check | | | 10.20 |
| | | Refund Check | | | 17.48 |
| | | Refund Check | | | 57.10 |
| | | Refund Check | | | 18.45 |
| Total for Check Number 13512: | | | | 0.00 | 103.23 |

| Check No | Vendor No Invoice No | Vendor Name Description | Check Date Reference | Void Checks | Check Amount |
|-------------------------------|--|--|-------------------------|----------------|--|
| 13513 | UB*05173 | Sundos Elfaqir Refund Check Refund Check Refund Check Refund Check Refund Check | 01/12/2023 | | 38.34 19.20 2.79 11.21 18.03 |
| Total for Check Number 13513: | | | | 0.00 | 89.57 |
| 13514 | UB*05176 | Janessa Esquivel Refund Check Refund Check Refund Check Refund Check Refund Check | 01/12/2023 | | 227.71 26.14 32.91 44.82 17.81 |
| Total for Check Number 13514: | | | | 0.00 | 349.39 |
| 13515 | UB*05157 | Sandra Flamenco Hernandez Refund Check Refund Check Refund Check Refund Check | 01/12/2023 | | 34.41 112.41 36.33 20.08 |
| Total for Check Number 13515: | | | | 0.00 | 203.23 |
| 13516 | UB*05156 | Vanessa Flores-Bates Refund Check | 01/12/2023 | | 4.84 |
| Total for Check Number 13516: | | | | 0.00 | 4.84 |
| 13517 | UB*05152 | Corazon Gumban Refund Check | 01/12/2023 | | 250.00 |
| Total for Check Number 13517: | | | | 0.00 | 250.00 |
| 13518 | UB*05150 | Jorge Hernandez Refund Check | 01/12/2023 | | 224.13 |
| Total for Check Number 13518: | | | | 0.00 | 224.13 |
| 13519 | UB*05149 | Dustin Kato Refund Check | 01/12/2023 | | 150.00 |
| Total for Check Number 13519: | | | | 0.00 | 150.00 |
| 13520 | UB*05148 | Stephen Kazmer Refund Check | 01/12/2023 | | 150.00 |
| Total for Check Number 13520: | | | | 0.00 | 150.00 |
| 13521 | UB*05060 01112023 01112023 01112023 01112023 | Latham Homes Inc Refund Check Refund Check Refund Check Refund Check | 01/12/2023 | | 949.17 85.54 192.44 312.73 |
| Total for Check Number 13521: | | | | 0.00 | 1,539.88 |
| 13522 | UB*05169 | Laurie Mitchell Refund Check | 01/12/2023 | | 250.00 |
| Total for Check Number 13522: | | | | 0.00 | 250.00 |

| Check No | Vendor No Invoice No | Vendor Name Description | Check Date Reference | Void Checks | Check Amount |
|-------------------------------|-------------------------|---|-------------------------|----------------|--|
| 13523 | UB*05172 | Sherry Mounts Refund Check Refund Check Refund Check Refund Check Refund Check | 01/12/2023 | | 2.27 1.93 58.10 3.63 2.11 |
| Total for Check Number 13523: | | | | 0.00 | 68.04 |
| 13524 | UB*05165 | Stephanie Munoz Refund Check | 01/12/2023 | | 150.00 |
| Total for Check Number 13524: | | | | 0.00 | 150.00 |
| 13525 | UB*05167 | Carlos Nava Refund Check | 01/12/2023 | | 250.00 |
| Total for Check Number 13525: | | | | 0.00 | 250.00 |
| 13526 | UB*05162 | Runnel Navas Refund Check Refund Check Refund Check Refund Check | 01/12/2023 | | 53.59 7.68 8.11 4.48 |
| Total for Check Number 13526: | | | | 0.00 | 73.86 |
| 13527 | UB*05151 | Travis Nelson Refund Check Refund Check Refund Check Refund Check Refund Check | 01/12/2023 | | 27.45 3.27 8.23 4.80 6.05 |
| Total for Check Number 13527: | | | | 0.00 | 49.80 |
| 13528 | UB*05174 | Ginger Nicks Refund Check Refund Check Refund Check Refund Check Refund Check | 01/12/2023 | | 159.49 11.91 19.50 33.44 25.66 |
| Total for Check Number 13528: | | | | 0.00 | 250.00 |
| 13529 | UB*05154 | Nicole Pene Refund Check Refund Check Refund Check Refund Check | 01/12/2023 | | 6.87 3.80 6.50 62.39 |
| Total for Check Number 13529: | | | | 0.00 | 79.56 |
| 13530 | UB*05166 | Terri Ramirez Refund Check | 01/12/2023 | | 150.00 |
| Total for Check Number 13530: | | | | 0.00 | 150.00 |
| 13531 | UB*05177 | Richmond American Homes Refund Check | 01/12/2023 | | 104.52 |
| Total for Check Number 13531: | | | | 0.00 | 104.52 |

| Check No | Vendor No Invoice No | Vendor Name Description | Check Date Reference | Void Checks | Check Amount |
|-------------------------------|-------------------------|---|-------------------------|----------------|--|
| 13532 | UB*05178 | Richmond American Homes Refund Check | 01/12/2023 | | 14,001.66 |
| Total for Check Number 13532: | | | | 0.00 | 14,001.66 |
| 13533 | UB*05153 | Juan Roque Refund Check Refund Check Refund Check Refund Check Refund Check | 01/12/2023 | | 8.25 5.74 12.22 7.12 63.19 |
| Total for Check Number 13533: | | | | 0.00 | 96.52 |
| 13534 | UB*05175 | Miguel Roque Refund Check Refund Check Refund Check Refund Check Refund Check | 01/12/2023 | | 14.56 79.78 17.56 24.96 10.86 |
| Total for Check Number 13534: | | | | 0.00 | 147.72 |
| 13535 | UB*05147 | Swapna Roy Refund Check | 01/12/2023 | | 121.80 |
| Total for Check Number 13535: | | | | 0.00 | 121.80 |
| 13536 | UB*05171 | Adrina Salgado Refund Check | 01/12/2023 | | 250.00 |
| Total for Check Number 13536: | | | | 0.00 | 250.00 |
| 13537 | UB*05161 | Brenda Valdez Refund Check | 01/12/2023 | | 250.00 |
| Total for Check Number 13537: | | | | 0.00 | 250.00 |
| 13538 | UB*05159 | Jesus & Jennifer Victoria Refund Check Refund Check Refund Check Refund Check Refund Check Refund Check | 01/12/2023 | | 12.86 22.43 8.35 9.24 13.09 41.98 |
| Total for Check Number 13538: | | | | 0.00 | 107.95 |
| 13539 | UB*05163 | Erika Ward Refund Check Refund Check Refund Check Refund Check Refund Check | 01/12/2023 | | 11.17 19.15 17.02 3.94 36.21 |
| Total for Check Number 13539: | | | | 0.00 | 87.49 |
| 13540 | UB*05170 | Malcom Warren Refund Check | 01/12/2023 | | 150.00 |
| Total for Check Number 13540: | | | | 0.00 | 150.00 |

| Check No | Vendor No Invoice No | Vendor Name Description | Check Date Reference | Void Checks | Check Amount |
|-------------------------------|-------------------------|---|-------------------------|----------------|-----------------|
| 13541 | 10001 | Action True Value Hardware | 01/12/2023 | | |
| | 12312022 | Chlorine to Disinfect - MDP Line 16 Replacement | | | 5.91 |
| | 12312022 | Chlorine to Disinfect - MDP Line 16 Replacement | | | 11.83 |
| | 12312022 | Sealant - Patio Repairs for 12303 Oak Glen Rd | | | 18.94 |
| | 12312022 | Tarp - Districtwide | | | 22.62 |
| | 12312022 | Tarp/Rubber Straps - Unit 12/18 | | | 45.24 |
| | 12312022 | Concrete - Oak Glen Rd Bollards | | | 109.74 |
| Total for Check Number 13541: | | | | 0.00 | 214.28 |
| 13542 | 10144 | Alsco Inc | 01/12/2023 | | |
| | LYUM1681134 | Cleaning Mats/Shop Towels 12th/Palm Dec 2022 | | | 37.55 |
| | LYUM1681135 | Cleaning Mats/Air Fresheners 560 Magnolia Dec 2022 | | | 56.87 |
| | LYUM1684555 | Cleaning Mats/Air Fresheners 560 Magnolia Dec 2022 | | | 56.87 |
| Total for Check Number 13542: | | | | 0.00 | 151.29 |
| 13543 | 10420 | Amazon Capital Services, Inc. | 01/12/2023 | | |
| | 1CQ4-6DLH-1MKK | Pressure Gauge Cases/Stylus for iPad - Districtwide | | | 213.90 |
| Total for Check Number 13543: | | | | 0.00 | 213.90 |
| 13544 | 10292 | Association of California Water Agencies | 01/12/2023 | | |
| | 01312023 | Prepaid 2023 Annual Membership Dues | | | 21,303.33 |
| | 01312023 | 2023 Annual Membership Dues - January 2023 | | | 1,936.67 |
| Total for Check Number 13544: | | | | 0.00 | 23,240.00 |
| 13545 | 10272 | Babcock Laboratories Inc | 01/12/2023 | | |
| | 12312022 | (79) Coliform Water Samples | | | 3,658.49 |
| | 12312022 | (16) SOC Samples | | | 6,491.60 |
| | 12312022 | (40) Title 22 Samples | | | 5,905.01 |
| | 12312022 | (6) Nitrate Samples | | | 105.84 |
| | 12312022 | (4) Asbestos Samples | | | 1,296.56 |
| Total for Check Number 13545: | | | | 0.00 | 17,457.50 |
| 13546 | 10271 | Beaumont Ace Home Center | 01/12/2023 | | |
| | 12312022 | Maint & Repair - 560 Magnolia Ave Supplies | | | 155.65 |
| | 12312022 | Operations Small Tools | | | 211.86 |
| | 12312022 | Chlorine to Disinfect - MDP Line 16 Replacement | | | 77.52 |
| | 12312022 | Maint & Repair - Pumping Equip Supplies | | | 55.61 |
| | 12312022 | Maint & Repair - General Building Supplies | | | 167.01 |
| | 12312022 | Maint & Repair - 12303 Oak Glen Rd | | | 9.88 |
| | 12312022 | Source of Supply Small Tools | | | 225.36 |
| | 12312022 | General Safety Supplies | | | 141.64 |
| | 12312022 | Maint & Repair - Fleet Supplies | | | 17.21 |
| | 12312022 | General Supplies | | | 885.38 |
| | 12312022 | Meter Maint & Service Supplies | | | 132.71 |
| | 12312022 | Maint & Repair - Pipeline & Hydrants Supplies | | | 5.16 |
| | 12312022 | Lab Testing | | | 312.69 |
| Total for Check Number 13546: | | | | 0.00 | 2,397.68 |
| 13547 | 10305 | Beaumont Basin Watermaster | 01/12/2023 | | |
| | B-254 | 2023 Groundwater Level Monitoring Services | | | 5,674.00 |
| Total for Check Number 13547: | | | | 0.00 | 5,674.00 |
| 13548 | 10382 | Beaumont Power Equipment Inc | 01/12/2023 | | |
| | 2102 | Chains for Pole Saw - Districtwide | | | 40.92 |
| Total for Check Number 13548: | | | | 0.00 | 40.92 |

| Check No | Vendor No Invoice No | Vendor Name Description | Check Date Reference | Void Checks | Check Amount |
|-------------------------------|-------------------------|--|-------------------------|----------------|-----------------|
| 13549 | 11075 | Bonafide Enterprises INC | 01/12/2023 | | |
| | 208865 | Oil/Filter/Coolant/Fuel Filter/Grease/Clamps - Unit 21/OD 33,833 | | | 824.05 |
| | 208865 | Labor - Oil/Filter/Coolant/Fuel Filter/Clamp - Unit 21/OD 33,833 | | | 1,783.50 |
| | 208868 | 90 Day Inspection - Unit 21 Flatbed Trailer | | | 145.00 |
| | 208868 | Labor - 90 Day Inspection - Unit 21 Flatbed Trailer | | | 145.00 |
| Total for Check Number 13549: | | | | 0.00 | 2,897.55 |
| 13550 | 10173 | California Society of Municipal Finance Officers | 01/12/2023 | | |
| | 300010929 | 2023 Membership Dues - W Clayton | | | 125.00 |
| | 300010930 | 2023 Membership Dues - E Gonzales | | | 50.00 |
| Total for Check Number 13550: | | | | 0.00 | 175.00 |
| 13551 | 10774 | Jesus Camacho | 01/12/2023 | | |
| | 3501 | (25) Truck Washes Dec 2022 | | | 315.00 |
| | 3504 | (25) Truck Washes Dec 2022 | | | 315.00 |
| Total for Check Number 13551: | | | | 0.00 | 630.00 |
| 13552 | 10728 | Cavanaugh & Associates, P.A. | 01/12/2023 | | |
| | WE.19.044-4 | 2021 AWWA Water Audit Level 1 Validation | | | 2,500.00 |
| Total for Check Number 13552: | | | | 0.00 | 2,500.00 |
| 13553 | 10614 | Cherry Valley Automotive | 01/12/2023 | | |
| | 40557 | Flat Repair - Unit 49/OD 5,135 | | | 20.00 |
| Total for Check Number 13553: | | | | 0.00 | 20.00 |
| 13554 | 10351 | Cherry Valley Nursery & Landscape Supply | 01/12/2023 | | |
| | T1-0257249 | Gravel - Service Repair | | | 13.95 |
| | T1-0270543 | Gravel/Weed Barrier - Landscape Improvements for 9781 Ave Mira | | | 1,019.29 |
| Total for Check Number 13554: | | | | 0.00 | 1,033.24 |
| 13555 | 10016 | City of Beaumont | 01/12/2023 | | |
| | EP2022-0302 | EP0302 - 573 W 7th St | | | 645.56 |
| | EP2022-0311 | EP0311 - 1149 Euclid Ave | | | 645.56 |
| | EP2022-0312 | EP0312 - Mickelson Park | | | 645.56 |
| | EP2022-0314 | EP0314 - 1679 Jon Gilbert Lane | | | 645.56 |
| | EP2022-0315 | EP0315 - 352 W 6th St in Alley | | | 490.63 |
| | EP2023-0336 | EP0336 - 9th St Alley Between Orange Ave and Magnolia Ave | | | 490.63 |
| Total for Check Number 13555: | | | | 0.00 | 3,563.50 |
| 13556 | 10098 | County of Riverside Dept of Environmental Health | 01/12/2023 | | |
| | IN0465173 | Annual Env Health Level II Permit - 560 Magnolia Ave | | | 618.00 |
| | IN0465174 | Annual Env Health Level II Permit - 10102 Bellflower Ave | | | 618.00 |
| | IN0465175 | Annual Env Health Level II Permit - Well 24 | | | 618.00 |
| | IN0465213 | Annual Env Health Level II Permit - Well 16 | | | 933.00 |
| | IN0465214 | Annual Env Health Level II Permit - Well 23 | | | 933.00 |
| | IN0465215 | Annual Env Health Level II Permit - Well 4A | | | 933.00 |
| | IN0465301 | Annual Env Health Level II Permit - Well 26 | | | 1,214.00 |
| | IN0465303 | Annual Env Health Level II Permit - Well 1 | | | 1,725.00 |
| | IN0465304 | Annual Env Health Level II Permit - Well 29 | | | 1,214.00 |
| | IN0465305 | Annual Env Health Level II Permit - Well 25 | | | 1,214.00 |
| Total for Check Number 13556: | | | | 0.00 | 10,020.00 |
| 13557 | 10266 | Cozad & Fox Inc. | 01/12/2023 | | |
| | 18226 | Design & Engineering Services - 2020/2021 Pipeline Rplcmnt Proj | | | 5,542.66 |
| | 18307 | Design & Engineering Services - B Line Replacement Project | | | 609.40 |
| Total for Check Number 13557: | | | | 0.00 | 6,152.06 |

| Check No | Vendor No Invoice No | Vendor Name Description | Check Date Reference | Void Checks | Check Amount |
|-------------------------------|---|---|-------------------------|----------------|--|
| 13558 | 10772 7110 | CV Strategies Strategic Communications Services - Dec 2022 (Contract) | 01/12/2023 | | 3,221.25 |
| Total for Check Number 13558: | | | | 0.00 | 3,221.25 |
| 13559 | 10942 0004367006 0004367007 | Diamond Environmental Services LP (1) Rental and Service Portable Restroom - 12/19/2022-01/15/2023 (2) Rental and Service Handicap Restroom - 12/19/2022-01/15/2023 | 01/12/2023 | | 102.06 271.10 |
| Total for Check Number 13559: | | | | 0.00 | 373.16 |
| 13560 | 11145 85560 85560 | Easi File, LLC Sales Tax - 2022 Hanging File Cabinet for Mylar Plans | 01/12/2023 | | -275.90 3,125.97 |
| Total for Check Number 13560: | | | | 0.00 | 2,850.07 |
| 13561 | 10600 01022023 | Gaucho Pest Control Inc. NCR I Rodent Control Jan 2023 | 01/12/2023 | | 1,000.00 |
| Total for Check Number 13561: | | | | 0.00 | 1,000.00 |
| 13562 | 10174 2387175 | GFOA Membership Dues - W Clayton - 02/01/2023-01/31/2024 | 01/12/2023 | | 150.00 |
| Total for Check Number 13562: | | | | 0.00 | 150.00 |
| 13563 | 10303 1466649079 | Grainger Inc Check Valves - Distribution System | 01/12/2023 | | 73.38 |
| Total for Check Number 13563: | | | | 0.00 | 73.38 |
| 13564 | 10337 19049 | Hilltop Geotechnical, Inc Soils/Compaction Testing - MDP Line 16 Pipeline Relocation Proj | 01/12/2023 | | 2,197.50 |
| Total for Check Number 13564: | | | | 0.00 | 2,197.50 |
| 13565 | 10398 226775 226775 226776 | Infosend, Inc Dec 2022 Supply Charges for Utility Billing Dec 2022 Processing Charges for Utility Billing Dec 2022 Postage Charges for Utility Billing | 01/12/2023 | | 836.00 1,161.22 5,511.19 |
| Total for Check Number 13565: | | | | 0.00 | 7,508.41 |
| 13566 | 10273 S1056105.003 S1056420.007 S1056854.005 S1056854.008 S1059626.021 S1060644.007 | Inland Water Works Supply Co. Materials - MDP Line 16 Pipeline Relocation Project Materials - 5th St from California Ave to Michigan Ave Materials - Apple Tree Lane Pipeline Replacement Project Materials - Apple Tree Lane Pipeline Replacement Project Materials - 5th St from California Ave to Michigan Ave Materials - 2022-2023 Service Line Replacements | 01/12/2023 | | 17,397.34 24,467.63 64,355.15 36.96 464.62 1,537.28 |
| Total for Check Number 13566: | | | | 0.00 | 108,258.98 |
| 13567 | 10809 3640 3640 | Inner-City Auto Repair & Tires Oil/Filter - Unit 36/OD 45,019 Labor - Oil/Filter - Unit 36/OD 45,019 | 01/12/2023 | | 110.64 20.00 |
| Total for Check Number 13567: | | | | 0.00 | 130.64 |
| 13568 | 10496 S-96782 S-96814 S-96827 | John Borden Heating & Air Conditioning Diagnose Heater Problem - 560 Magnolia Ave Diagnose Heater Problem - 560 Magnolia Ave Repair Coolant Leak in Board Room Heater - 560 Magnolia Ave | 01/12/2023 | | 39.00 445.00 1,873.00 |
| Total for Check Number 13568: | | | | 0.00 | 2,357.00 |

| Check No | Vendor No Invoice No | Vendor Name Description | Check Date Reference | Void Checks | Check Amount |
|-------------------------------|---|---|-------------------------|----------------|----------------------------|
| 13569 | 10894 0001602169 | Liberty Dental Plan Liberty Dental - Jan 2023 | 01/12/2023 | | 347.64 |
| Total for Check Number 13569: | | | | 0.00 | 347.64 |
| 13570 | 10148 222-33-02 222-33-02 | MCC Equipment Rentals Inc. Retention - Pipeline 6A, 7 & 8 Replacement Pipeline 6A, 7 & 8 Replacement | 01/12/2023 | | -11,970.03 239,400.52 |
| Total for Check Number 13570: | | | | 0.00 | 227,430.49 |
| 13571 | 10389 3829008 | Jaime Munoz Boot Reimbursement - J Munoz | 01/12/2023 | | 168.51 |
| Total for Check Number 13571: | | | | 0.00 | 168.51 |
| 13572 | 11144 50-2022 | Patrick Ibarra Workforce and Succession Planning Project - Aug - Dec 2022 | 01/12/2023 | | 18,570.55 |
| Total for Check Number 13572: | | | | 0.00 | 18,570.55 |
| 13573 | 10223 239759 240185 | Richards, Watson & Gershon Legal Services Oct 2022 Board Approval 12/14/2022 Legal Services Nov 2022 Board Approval 01/11/2023 | 01/12/2023 | | 4,110.00 4,482.74 |
| Total for Check Number 13573: | | | | 0.00 | 8,592.74 |
| 13574 | 10527 61309889 61344564 | Robert Half Talent Solutions Temp Engineering Admin - 12/19-12/22/2022 Temp Engineering Admin - 12/27-12/29/2022 | 01/12/2023 | | 1,181.67 394.02 |
| Total for Check Number 13574: | | | | 0.00 | 1,575.69 |
| 13575 | 10170 12312022 | Secretary of State Filing New Officers of the BCVWD Water Board 2023 | 01/12/2023 | | 6.00 |
| Total for Check Number 13575: | | | | 0.00 | 6.00 |
| 13576 | 10989 12282022 | Shannon Anglin Mobile Notary Service | 01/12/2023 | | 250.00 |
| Total for Check Number 13576: | | | | 0.00 | 250.00 |
| 13577 | 10341 LW-1039810 LW-1039810 | State Water Resources Control Board Title 22 System Annual Fee 07/01/2022-12/31/2022 Prepaid Title 22 System Annual Fee 01/01/2023-07/31/2023 | 01/12/2023 | | 37,476.95 37,476.95 |
| Total for Check Number 13577: | | | | 0.00 | 74,953.90 |
| 13578 | 10447 OP 52412 D2 OP 54880 D2 | State Water Resources Control Board - DWOCP D2 Certification Fee - J McCarty - Op# 52412 D2 Certification Fee - A Nelson - Op# 54880 | 01/12/2023 | | 60.00 60.00 |
| Total for Check Number 13578: | | | | 0.00 | 120.00 |
| 13579 | 10824 157940430 | U-Line Inventory Counting Scale - Inventory Warehouse Upgrade | 01/12/2023 | | 481.66 |
| Total for Check Number 13579: | | | | 0.00 | 481.66 |
| 13580 | 10255 0462818-IN 0462819-IN 0462956-IN | Unlimited Services Building Maintenance Jan 2023 Janitorial Services for 815 E 12th St Jan 2023 Janitorial Services for 560 Magnolia Ave Jan 2023 Janitorial Services for 851 E 6th St | 01/12/2023 | | 150.00 845.00 160.00 |
| Total for Check Number 13580: | | | | 0.00 | 1,155.00 |

| Check No | Vendor No Invoice No | Vendor Name Description | Check Date Reference | Void Checks | Check Amount |
|--|-------------------------|--|-------------------------|----------------|-----------------|
| 13581 | 10778 7814 | Urban Habitat Landscape Contract Service - Dec 2022 | 01/12/2023 | | 5,140.50 |
| Total for Check Number 13581: | | | | 0.00 | 5,140.50 |
| 13582 | 11146 1129477-00 | Western Water Works Supply Company Plug - MDP Line 16 Pipeline Relocation Project | 01/12/2023 | | 103.87 |
| Total for Check Number 13582: | | | | 0.00 | 103.87 |
| 13583 | 10035 218432 | USA Blue Book Sensors - Air Quality Monitor | 01/12/2023 | | 538.32 |
| Total for Check Number 13583: | | | | 0.00 | 538.32 |
| Total for 1/12/2023: | | | | 0.00 | 746,865.34 |
| ACH | 10085 | CalPERS Retirement System | 01/19/2023 | | |
| | 1002285087 | PR Batch 00002.01.2023 CalPERS 7% EE Deduction | | | 1,587.92 |
| | 1002285087 | PR Batch 00002.01.2023 CalPERS Payment Adj (PT) | | | 513.36 |
| | 1002285087 | PR Batch 00002.01.2023 CalPERS 8% EE Paid | | | 2,062.06 |
| | 1002285087 | PR Batch 00002.01.2023 CalPERS 7.5% EE PEPR | | | 5,098.60 |
| | 1002285087 | PR Batch 00002.01.2023 CalPERS ER Paid Classic | | | 9,822.33 |
| | 1002285087 | PR Batch 00002.01.2023 CalPERS ER PEPR | | | 6,128.25 |
| | 1002285087 | PR Batch 00002.01.2023 CalPERS 8% ER Paid | | | 1,065.22 |
| | 1002285087 | PR Batch 00002.01.2023 CalPERS 1% ER Paid | | | 226.84 |
| Total for this ACH Check for Vendor 10085: | | | | 0.00 | 26,504.58 |
| ACH | 10087 | EDD | 01/19/2023 | | |
| | 0-248-285-920 | PR Batch 00002.01.2023 State Income Tax | | | 7,142.68 |
| | 0-248-285-920 | PR Batch 00002.01.2023 CA SDI | | | 1,765.04 |
| Total for this ACH Check for Vendor 10087: | | | | 0.00 | 8,907.72 |
| ACH | 10094 | U.S. Treasury | 01/19/2023 | | |
| | 270341930536954 | PR Batch 00002.01.2023 FICA Employee Portion | | | 10,051.14 |
| | 270341930536954 | PR Batch 00002.01.2023 Medicare Employer Portion | | | 2,350.70 |
| | 270341930536954 | PR Batch 00002.01.2023 FICA Employer Portion | | | 10,051.14 |
| | 270341930536954 | PR Batch 00002.01.2023 Federal Income Tax | | | 17,899.64 |
| | 270341930536954 | PR Batch 00002.01.2023 Medicare Employee Portion | | | 2,350.70 |
| Total for this ACH Check for Vendor 10094: | | | | 0.00 | 42,703.32 |
| ACH | 10141 | Ca State Disbursement Unit | 01/19/2023 | | |
| | 42682578 | PR Batch 00002.01.2023 Garnishment | | | 288.46 |
| | 42682585 | PR Batch 00002.01.2023 Garnishment | | | 487.84 |
| Total for this ACH Check for Vendor 10141: | | | | 0.00 | 776.30 |
| ACH | 10203 | Voya Financial | 01/19/2023 | | |
| | VB1450PP02 2023 | PR Batch 00002.01.2023 Deferred Comp | | | 325.00 |
| Total for this ACH Check for Vendor 10203: | | | | 0.00 | 325.00 |
| ACH | 10264 | CalPERS Supplemental Income Plans | 01/19/2023 | | |
| | 1002284856 | PR Batch 00002.01.2023 ROTH-Post-Tax | | | 5,073.94 |
| | 1002284856 | PR Batch 00002.01.2023 100% Contribution | | | 240.11 |
| | 1002284856 | PR Batch 00002.01.2023 457 Loan Repayment | | | 170.83 |
| | 1002284856 | PR Batch 00002.01.2023 CalPERS 457 % | | | 102.29 |
| | 1002284856 | PR Batch 00002.01.2023 CalPERS 457 | | | 1,573.84 |
| | 1002284856 | PR Batch 00002.01.2023 457 Catch-Up | | | 417.49 |
| Total for this ACH Check for Vendor 10264: | | | | 0.00 | 7,578.50 |

| Check No | Vendor No Invoice No | Vendor Name Description | Check Date Reference | Void Checks | Check Amount |
|--|--|---|-------------------------|----------------|------------------|
| ACH | 10984 01192023 PP02 | MidAmerica Administrative & Retirement Solutions PR Batch 00002.01.2023 401(a) Deferred Comp | 01/19/2023 | | 1,043.60 |
| Total for this ACH Check for Vendor 10984: | | | | 0.00 | 1,043.60 |
| ACH | 10138 HW201 Jan 2023 | ARCO Business Solutions ARCO Fuel Charges 01/10-01/16/2023 | 01/19/2023 | | 1,383.82 |
| Total for this ACH Check for Vendor 10138: | | | | 0.00 | 1,383.82 |
| 2066 | 10387 PP02 2023 | Franchise Tax Board PR Batch 00002.01.2023 Garnishment FTB | 01/19/2023 | | 109.03 |
| Total for Check Number 2066: | | | | 0.00 | 109.03 |
| 13584 | 10718 10652 | Airwave Communication ENT (7) Motorola XPR3500e Radios/Programming to BCVWD Frequencies/MO | 01/19/2023 | | 6,802.28 |
| Total for Check Number 13584: | | | | 0.00 | 6,802.28 |
| 13585 | 10003 51960 | All Purpose Rental Extension Ladder Rental | 01/19/2023 | | 28.80 |
| Total for Check Number 13585: | | | | 0.00 | 28.80 |
| 13586 | 10929 1204 | Brent Billingsley (ICS) (120) 60lb Buckets of Accu-Tab Chlorine Tablets | 01/19/2023 | | 21,640.00 |
| Total for Check Number 13586: | | | | 0.00 | 21,640.00 |
| 13587 | 10249 NDLN129 | CDW Government LLC Internet Network Appliance | 01/19/2023 | | 9,953.75 |
| Total for Check Number 13587: | | | | 0.00 | 9,953.75 |
| 13588 | 10016 261701 Nov-Dec EP2023-0339 | City of Beaumont Monthly Sewer Charges 11/01/2022-01/01/2023 EP0339 - 1225 Michigan Ave in Alley | 01/19/2023 | | 539.06 490.63 |
| Total for Check Number 13588: | | | | 0.00 | 1,029.69 |
| 13589 | 10942 0004422485 0004422486 | Diamond Environmental Services LP (1) Rental and Service Portable Restroom - 01/16-02/12/2023 (2) Rental and Service Handicap Restroom - 01/16-02/12/2023 | 01/19/2023 | | 102.06 271.10 |
| Total for Check Number 13589: | | | | 0.00 | 373.16 |
| 13590 | 11128 134219 | Energy Management Electric Corporation 400 Hp Motor Inspection | 01/19/2023 | | 1,876.25 |
| Total for Check Number 13590: | | | | 0.00 | 1,876.25 |
| 13591 | 10174 3094733 | GFOA Conference Registration - S Molina - 05/21-05/24/2023 | 01/19/2023 | | 485.00 |
| Total for Check Number 13591: | | | | 0.00 | 485.00 |
| 13592 | 10303 542298980 | Grainger Inc (2) 2 Check Valves for Well 24 Sump Pump | 01/19/2023 | | 73.38 |
| Total for Check Number 13592: | | | | 0.00 | 73.38 |

| Check No | Vendor No Invoice No | Vendor Name Description | Check Date Reference | Void Checks | Check Amount |
|-------------------------------|-------------------------|--|-------------------------|----------------|-----------------|
| 13593 | 10273 | Inland Water Works Supply Co. | 01/19/2023 | | |
| | S1053281.004 | Meter Coupling 1 X 2-1/2 | | | 681.92 |
| | S1054837.006 | 1 x 5 U Branch | | | 8,059.01 |
| | S1054912.007 | 1 x 5 U Branch | | | 8,059.01 |
| | S1054916.007 | 1 x 5 U Branch | | | 644.72 |
| | S1054916.008 | 1 x 5 U Branch | | | 7,414.29 |
| | S1055868.001 | 1 x 5 U Branch | | | 8,703.73 |
| | S1055868.002 | 1 x 5 U Branch | | | 13,297.37 |
| | S1055871.007 | 1 MIL. UP509 Brass Swing Check Valve | | | 1,040.16 |
| | S1058896.003 | 12" Mueller Flgd S&L Check Valve | | | 5,198.10 |
| | S1059841.002 | 1 MIL. UP509 Brass Swing Check Valve | | | 1,087.49 |
| | S1062124.001 | 10 Tee X 6 DOM FLG | | | 663.24 |
| Total for Check Number 13593: | | | | 0.00 | 54,849.04 |
| 13594 | 10562 | Lorena Lopez | 01/19/2023 | | |
| | 01192023 | Holiday Decorations Reimbursement - L Lopez | | | 84.59 |
| Total for Check Number 13594: | | | | 0.00 | 84.59 |
| 13595 | 10026 | McCrometer Inc | 01/19/2023 | | |
| | 587354 | 4" Fire Hydrant Meter Repair Prop Retest w/1pt | | | 203.67 |
| | 587354 | 4" Fire Hydrant Meter Repair Kit | | | 121.55 |
| | 587354 | 4" Fire Hydrant Meter Repair Kit | | | 121.55 |
| | 587354 | 4" Fire Hydrant Meter Repair Shop Labor | | | 46.00 |
| | 587354 | 4" Fire Hydrant Meter Repair Tube | | | 526.71 |
| | 587354 | 4" Fire Hydrant Meter Repair Prop Retest w/1pt | | | 203.67 |
| | 587354 | 4" Fire Hydrant Meter Repair Shop Labor | | | 46.00 |
| Total for Check Number 13595: | | | | 0.00 | 1,269.15 |
| 13596 | 10095 | Riverside County Dept of Waste Resources | 01/19/2023 | | |
| | 202212000339 | Weeds/Trash Removal NCR I Dec 2022 | | | 23.64 |
| Total for Check Number 13596: | | | | 0.00 | 23.64 |
| 13597 | 11141 | Riverside Local Agency Formation Commission | 01/19/2023 | | |
| | BCVWD-01042023 | Research Dep - APN 407-160-007, 407-140-010, 418-280-019/021/023 | | | 118.40 |
| Total for Check Number 13597: | | | | 0.00 | 118.40 |
| 13598 | 10527 | Robert Half Talent Solutions | 01/19/2023 | | |
| | 61415994 | Temp Engineering Admin - 01/09-01/12/2023 | | | 1,078.56 |
| Total for Check Number 13598: | | | | 0.00 | 1,078.56 |
| 13599 | 10689 | Safety Compliance Company | 01/19/2023 | | |
| | 217499 | Safety Meeting - Trenching/Shoring/Excavation - 12/20/2022 | | | 250.00 |
| Total for Check Number 13599: | | | | 0.00 | 250.00 |
| 13600 | 10431 | Southern California West Coast Electric | 01/19/2023 | | |
| | 40682 | Inventory Warehouse Upgrade Progress Payment 2 | | | 38,980.00 |
| Total for Check Number 13600: | | | | 0.00 | 38,980.00 |
| Total for 1/19/2023: | | | | 0.00 | 228,247.56 |

| Check No | Vendor No Invoice No | Vendor Name Description | Check Date Reference | Void Checks | Check Amount |
|----------|-------------------------|---|-------------------------|----------------|-----------------|
| ACH | 10781 | Umpqua Bank | 01/20/2023 | | |
| | 10019 | C R & R Incorporated | | | |
| | | Monthly Charges 3 YD Commercial Bin Dec 2022 | | | 310.41 |
| | 10034 | US Postal Service | | | |
| | | Postage | | | 4.00 |
| | 10037 | Waste Management Of Inland Empire | | | |
| | | Yard Dumpsters - 815 E 12th Dec 2022 | | | 335.09 |
| | | Recycling Dumpster Charges - 815 E 12th Dec 2022 | | | 101.49 |
| | | Organics Cart Charges - 815 E 12th Dec 2022 | | | 56.68 |
| | | Monthly Sanitation - 560 Magnolia Dec 2022 | | | 123.24 |
| | | Recycling Dumpster Charges - 560 Magnolia Dec 2022 | | | 101.49 |
| | 10074 | American Water Works Association | | | |
| | | Training Materials - Engineering Dept | | | 908.98 |
| | 10083 | California Chamber of Commerce | | | |
| | | 2023 Required Labor Posters | | | 234.06 |
| | 10116 | Verizon Wireless Services LLC | | | |
| | | Cell Phone/iPad Charges for Dec 2022 | | | 1,233.16 |
| | 10135 | Big Time Design | | | |
| | | Credit Used - Field Staff Uniforms | | | -78.21 |
| | | Uniforms - Field Staff | | | 872.78 |
| | | Credit Used - Field Staff Uniforms | | | 404.06 |
| | 10173 | California Society of Municipal Finance Officers | | | |
| | | 2023 Membership Dues - K Bargas | | | 125.00 |
| | | 2023 Membership Dues - S Molina | | | 50.00 |
| | 10174 | GFOA | | | |
| | | GFOA Annual Conference - K Bargas - 05/21-05/24/2023 | | | 485.00 |
| | 10224 | Legal Shield | | | |
| | | Monthly Prepaid Legal for Employees Dec 2022 | | | 123.55 |
| | 10249 | CDW Government LLC | | | |
| | | Cyber Security Audit Software | | | 4,122.90 |
| | | Cyber Security Software | | | 793.40 |
| | | Cyber Security Software | | | 8,000.00 |
| | 10274 | Beaumont Chamber of Commerce | | | |
| | | Beaumont Chamber Breakfast - D Slawson | | | 25.00 |
| | | Beaumont Chamber Breakfast - J Covington | | | 25.00 |
| | | Beaumont Chamber Breakfast - D Hoffman | | | 25.00 |
| | 10284 | Underground Service Alert of Southern California | | | |
| | | Monthly Maintenance Fee | | | 10.00 |
| | | 111 New Ticket Charges Nov 2022 | | | 194.25 |
| | 10335 | Beaumont Safe & Lock | | | |
| | | Door Lock Replaced - 851 E 6th St | | | 255.57 |
| | 10338 | California Special Districts Association | | | |
| | | 2023 SD Leadership Academy - J Covington - 02/26-03/01/2023 | | | 625.00 |
| | | 2023 SD Leadership Academy - L Williams - 02/26-03/01/2023 | | | 625.00 |
| | | Records Retention Training - L Kerney - 01/11-01/12/2023 | | | 200.00 |
| | 10397 | Wal-Mart | | | |
| | | Boots - K Hester | | | 80.79 |
| | | Boots - A Estrada | | | 69.85 |
| | 10424 | Top-Line Industrial Supply, LLC | | | |
| | | Jack Hammer Spade | | | 176.66 |
| | | 2 Z Swivel Connectors - Air Compressor | | | 126.07 |
| | | Accessories - Air Compressor | | | 105.11 |
| | | Air Hose - Air Compressor | | | 34.25 |
| | | Return Air Hose - Air Compressor | | | -34.25 |
| | | Air Hose - Air Compressor | | | 28.80 |
| | 10457 | Jon's Flags & Poles Inc | | | |
| | | 8USA/CA State Flags - 560 Magnolia Ave | | | 1,198.43 |
| | 10495 | Best Buy | | | |
| | | Wireless Headphones for Use While Driving | | | 129.29 |
| | 10546 | Frontier Communications | | | |
| | | 11/25-12/24/2022 Dec 2022 FIOS/FAX 851 E 6th St | | | 354.99 |
| | | 11/10-12/09/2022 Nov 2022 FIOS/FAX 12th/Palm | | | 561.31 |
| | | 11/25-12/24/2022 Dec 2022 FIOS/FAX 560 Magnolia Ave | | | 510.24 |

| Check No | Vendor No Invoice No | Vendor Name Description | Check Date Reference | Void Checks | Check Amount |
|----------|-------------------------|--|-------------------------|----------------|-----------------|
| | 10572 | Southwest Airlines | | | |
| | | PARMA Conference Flight - S Foley - 02/07-02/10/2023 | | | 402.96 |
| | | Credit Used CMTA Conference Flight - S Molina - 04/25-04/28/2023 | | | -288.46 |
| | | CMTA Conference Flight - K Bargas/S Molina - 04/25-04/28/2023 | | | 636.92 |
| | | Credit Used CMTA Conference Flight - K Bargas - 04/25-04/28/2023 | | | -242.01 |
| | | PARMA Conference Flight - K Bargas - 02/07-02/10/2023 | | | 267.96 |
| | | GFOA Conference Flight - K Bargas - 05/21-05/24/2023 | | | 378.46 |
| | | GFOA Conference Flight - S Molina - 05/21-05/24/2023 | | | 348.46 |
| | 10588 | Marriot Hotels | | | |
| | | PARMA Conf Hotel - K Bargas - 02/07-02/10/2023 | | | 847.83 |
| | 10591 | Lowe's Home Centers, LLC | | | |
| | | Retaining Wall Blocks - 9781 Avenida Miravilla | | | 645.98 |
| | 10623 | WP Engine | | | |
| | | Web Host for BCVWD Website Dec 2022 | | | 115.00 |
| | 10652 | Society for Human Resource Management | | | |
| | | 2023 Membership Dues - K Bargas | | | 229.00 |
| | 10692 | MMSoft Design | | | |
| | | Network Monitoring Software Dec 2022 | | | 280.68 |
| | 10761 | BLS*Spamtitan | | | |
| | | Monthly Web Filter License Jan 2023 | | | 71.88 |
| | 10766 | Sam's Club | | | |
| | | Shelving Units - Inventory Warehouse Upgrade | | | 8,459.57 |
| | 10784 | Autodesk, Inc | | | |
| | | Auto CAD Software 851 E 6th St - Dec 2022 | | | 235.00 |
| | | Auto CAD Software 851 E 6th St - Dec 2022 | | | 960.00 |
| | 10790 | Microsoft | | | |
| | | Monthly Microsoft Exchange - Dec 2022 | | | 378.40 |
| | | Monthly Microsoft Office License - Dec 2022 | | | 16.40 |
| | | Monthly Microsoft Office License - Dec 2022 | | | 1,078.00 |
| | 10832 | Panera Bread | | | |
| | | Salads - Holiday Lunch | | | 474.92 |
| | 10840 | Ready Fresh (Arrowhead) | | | |
| | | Water - Dec 2022 - 851 E 6th | | | 61.95 |
| | 10845 | Harbor Freight Tools | | | |
| | | Solar Batteries - Air Compressor | | | 32.30 |
| | 10892 | Zoom Video Communications, Inc. | | | |
| | | (10) Video Conference - Jan 2023 | | | 205.90 |
| | 10909 | White Water Rock Supply | | | |
| | | Decomposed Granite/Sand/Rocks - Well 25 Landscape Improvements | | | 5,045.39 |
| | 10918 | Apple.com | | | |
| | | Cloud Storage - iPads | | | 9.99 |
| | 10926 | SSD Alarm | | | |
| | | Alarm Equip/Rent/Service/Monitor - 851 E. 6th St | | | 85.31 |
| | | Alarm Equip/Rent/Service/Monitor - 560 Magnolia Ave | | | 388.06 |
| | | Alarm Equip/Rent/Service/Monitor - 815 12th St | | | 137.25 |
| | | Alarm Equip/Rent/Service/Monitor - 11083 Cherry Ave | | | 65.33 |
| | 10952 | Eventbrite | | | |
| | | 2022 State of Riverside County - D Slawson - Credit | | | -50.00 |
| | 10953 | LinkedIn Corporation | | | |
| | | Annual Subscription Renewal - 12/09/2022-12/09/2023 | | | 479.88 |
| | 10977 | OnLogic, Inc. | | | |
| | | Workstations - Board Room and Conference Room | | | 4,260.91 |
| | 10978 | Nextiva, Inc. | | | |
| | | Monthly Phone Service Dec 2022 | | | 2,600.49 |
| | 11024 | Grammarly, Inc. | | | |
| | | Writing Assistance Software - K Bargas/S Foley | | | 450.00 |
| | 11029 | Public Agency Risk Management Association | | | |
| | | Annual Conference Registration - K Bargas - 02/07-02/10/2023 | | | 420.00 |
| | | Annual Conference Registration - S Foley - 02/07-02/10/2023 | | | 450.00 |
| | 11030 | Association for Talent Development | | | |
| | | Membership Dues - S Foley - 02/01/2023-01/31/2024 | | | 279.00 |
| | 11032 | International Public Management Assoc | | | |
| | | 2023 Membership Dues - S Foley | | | 156.00 |

| Check No | Vendor No Invoice No | Vendor Name Description | Check Date Reference | Void Checks | Check Amount |
|--|---------------------------|---|-------------------------|----------------|--------------------------------|
| | 11054 | MyMedic 2 First Aid Kits - Fleet | | | 494.39 |
| | | Trauma Kit - Disaster Preparedness | | | 618.06 |
| | 11112 | Monday.com Project Management Software - Jan 2023 | | | 60.00 |
| | 11148 | American Association for Access Equity & Diversity Membership Dues - S Foley - 12/28/2022-12/27/2023 | | | 175.00 |
| | 11149 | Dinosaur Tire Labor - Tire - John Deere Tractor | | | 35.00 |
| | | Tire - John Deere Tractor | | | 451.40 |
| | 11150 | Renaissance Esmeralda Parking - Training - K Dahlstrom 11/30/2022 | | | 8.50 |
| Total for this ACH Check for Vendor 10781: | | | | 0.00 | 55,850.50 |
| Total for 1/20/2023: | | | | 0.00 | 55,850.50 |
| 13601 | 11132 235077 | Paradise Chevrolet Cadillac 2023 Chevy Silverado 3500 Replace Unit #17 | 01/25/2023 | | 74,713.05 |
| Total for Check Number 13601: | | | | 0.00 | 74,713.05 |
| Total for 1/25/2023: | | | | 0.00 | 74,713.05 |
| ACH | 10030 700154530138Dec | Southern California Edison Electricity 11/22-12/21/2022 - Well 16 | 01/26/2023 | | 6,197.52 |
| Total for this ACH Check for Vendor 10030: | | | | 0.00 | 6,197.52 |
| ACH | 10138 HW201 Jan 2023 | ARCO Business Solutions ARCO Fuel Charges 01/17-01/23/2023 | 01/26/2023 | | 2,654.37 |
| Total for this ACH Check for Vendor 10138: | | | | 0.00 | 2,654.37 |
| ACH | 11152 671227 671251 | Sterling Health Services, Inc PR Batch 00002.01.2023 Flexible Spending Account PR Batch 00001.01.2023 Flexible Spending Account | 01/26/2023 | | 685.42 685.42 |
| Total for this ACH Check for Vendor 11152: | | | | 0.00 | 1,370.84 |
| 13602 | UB*05180 | Arturo Alcantar Refund Check | 01/26/2023 | | 137.91 |
| Total for Check Number 13602: | | | | 0.00 | 137.91 |
| 13603 | UB*05182 | Bias Diaz Refund Check | 01/26/2023 | | 93.39 |
| Total for Check Number 13603: | | | | 0.00 | 93.39 |
| 13604 | UB*05183 | Miguel Gutierrez Refund Check | 01/26/2023 | | 105.88 |
| Total for Check Number 13604: | | | | 0.00 | 105.88 |
| 13605 | UB*05184 | Highland Springs Carwash Refund Check Refund Check Refund Check | 01/26/2023 | | 1,817.20 693.84 1,189.44 |
| Total for Check Number 13605: | | | | 0.00 | 3,700.48 |

| Check No | Vendor No Invoice No | Vendor Name Description | Check Date Reference | Void Checks | Check Amount |
|-------------------------------|---|--|-------------------------|----------------|--|
| 13606 | UB*05051 01102023 | Mary Marquez Reissue Unclaimed Credit Refund | 01/26/2023 | | 7.52 |
| Total for Check Number 13606: | | | | 0.00 | 7.52 |
| 13607 | UB*05181 | Andres Mercado Refund Check | 01/26/2023 | | 69.91 |
| Total for Check Number 13607: | | | | 0.00 | 69.91 |
| 13608 | 10000 242264 242264 242264 242265 242266 242266 242266 | A C Propane Co Propane Refill Jan 2023 - 13697 Oak Glen Rd Propane Refill Jan 2023 - 13697 Oak Glen Rd Propane Refill Jan 2023 - 13697 Oak Glen Rd Propane Refill Jan 2023 - 13695 Oak Glen Rd Propane Refill Jan 2023 - 9781 Avenida Miravilla Propane Refill Jan 2023 - 9781 Avenida Miravilla Propane Refill Jan 2023 - 9781 Avenida Miravilla | 01/26/2023 | | 575.53 -370.24 370.24 412.34 347.30 -9.40 9.40 |
| Total for Check Number 13608: | | | | 0.00 | 1,335.17 |
| 13609 | 10792 02012023 | A-1 Financial Services Feb 2023 Rent - 851 E. 6th St Eng. Office | 01/26/2023 | | 2,317.96 |
| Total for Check Number 13609: | | | | 0.00 | 2,317.96 |
| 13610 | 10319 12312022 Q4 12312022 Q4 12312022 Q4 12312022 Q4 | ACWA Joint Powers Insurance Authority 2022/2023 2nd Qtr. Board WC Calculation Adj 2022/2023 2nd Qtr. Workers Comp 2022/2023 2nd Qtr. Operations WC Calculation Adj 2022/2023 2nd Qtr. Operations WC Calculation Adj | 01/26/2023 | | -0.01 18,042.29 -2.33 23.78 |
| Total for Check Number 13610: | | | | 0.00 | 18,063.73 |
| 13611 | 10144 LYUM1687819 LYUM1687820 LYUM1691241 LYUM1691242 | Alsco Inc Cleaning Mats/Shop Towels 12th/Palm Jan 2023 Cleaning Mats/Air Fresheners 560 Magnolia Jan 2023 Cleaning Mats/Shop Towels 12th/Palm Jan 2023 Cleaning Mats/Air Fresheners 560 Magnolia Jan 2023 | 01/26/2023 | | 37.55 56.87 37.55 56.87 |
| Total for Check Number 13611: | | | | 0.00 | 188.84 |
| 13612 | 10420 11N7-341Q-DF7H 1MCR-1GPT-1WKQ 1N4R-D6NP-DTRW 1N7F-4GVM-93M9 | Amazon Capital Services, Inc. Vinyl - District Signage Office Supplies Office Supplies Office Supplies | 01/26/2023 | | 95.59 107.72 43.32 80.79 |
| Total for Check Number 13612: | | | | 0.00 | 327.42 |
| 13613 | 10855 1549344 | Badger Meter, Inc 1" Encoder W/ITRON ILC | 01/26/2023 | | 256,445.00 |
| Total for Check Number 13613: | | | | 0.00 | 256,445.00 |
| 13614 | 10382 2238 | Beaumont Power Equipment Inc Air Filters for Blower | 01/26/2023 | | 19.37 |
| Total for Check Number 13614: | | | | 0.00 | 19.37 |
| 13615 | 10173 300011306 50 | California Society of Municipal Finance Officers 2023 Membership Dues - S Delgadillo 2023 Membership Dues - L Lopez | 01/26/2023 | | 125.00 50.00 |
| Total for Check Number 13615: | | | | 0.00 | 175.00 |

| Check No | Vendor No Invoice No | Vendor Name Description | Check Date Reference | Void Checks | Check Amount |
|-------------------------------|---|---|-------------------------|----------------|---|
| 13616 | 10822 29830208 29830208 29830208 29830208 29830219 29830219 | Canon Financial Services, Inc Contract Charge - 01/01-01/31/2023 - 560 Magnolia Ave Meter Usage - 12/01-12/31/2022 Contract Charge - 01/01-01/31/2023 - 851 E 6th St Meter Usage - 12/01-12/31/2022 Meter Usage - 12/01-12/31/2022 Contract Charge - 01/01-01/31/2023 - 12th/Palm | 01/26/2023 | | 329.33 901.47 238.56 47.92 103.25 235.78 |
| Total for Check Number 13616: | | | | 0.00 | 1,856.31 |
| 13617 | 11153 0048034 | CASC Engineering and Consulting, Inc Engineering Services - 5th St Pipeline Replacement Project | 01/26/2023 | | 14,441.00 |
| Total for Check Number 13617: | | | | 0.00 | 14,441.00 |
| 13618 | 11143 0229495 0229495 0229495 | Ferguson US Holdings, Inc (1) Valve Key (1) Valve Extension (1) Valve Exerciser | 01/26/2023 | | 500.00 275.00 6,049.32 |
| Total for Check Number 13618: | | | | 0.00 | 6,824.32 |
| 13619 | 10303 9562574047 | Grainger Inc (2) 1" PVC Ball Valve 3-way - Well 22 Chlorinator Repair | 01/26/2023 | | 420.43 |
| Total for Check Number 13619: | | | | 0.00 | 420.43 |
| 13620 | 10273 S1055868.003 S1058256.002 S1058257.001 | Inland Water Works Supply Co. 1 x 5 U Branch 1 x 5 U Branch 1 x 5 U Branch | 01/26/2023 | | 2,175.93 4,927.72 8,212.86 |
| Total for Check Number 13620: | | | | 0.00 | 15,316.51 |
| 13621 | 10894 0001607103 | Liberty Dental Plan Liberty Dental - Feb 2023 | 01/26/2023 | | 347.64 |
| Total for Check Number 13621: | | | | 0.00 | 347.64 |
| 13622 | 11100 13167378 | Loomis Armored US, LLC Armored Truck Service - Dec 2022 | 01/26/2023 | | 292.27 |
| Total for Check Number 13622: | | | | 0.00 | 292.27 |
| 13623 | 10143 15539 | Nobel Systems Inc GeoViewer Annual Subscription Renewal 01/01-12/31/2023 | 01/26/2023 | | 11,500.00 |
| Total for Check Number 13623: | | | | 0.00 | 11,500.00 |
| 13624 | 10171 22-411196 22-450617 | Riverside Assessor - County Recorder Nov 2022 Lien Fees Dec 2022 Lien Fees | 01/26/2023 | | 20.00 60.00 |
| Total for Check Number 13624: | | | | 0.00 | 80.00 |
| 13625 | 10527 61446723 | Robert Half Talent Solutions Temp Engineering Admin - 01/16-01/19/2023 | 01/26/2023 | | 1,186.21 |
| Total for Check Number 13625: | | | | 0.00 | 1,186.21 |
| 13626 | 10290 23-00252 23-00252 | San Gorgonio Pass Water Agency 308 AF @ \$399 for Oct 2022 1,086 AF @ \$399 for Nov 2022 | 01/26/2023 | | 122,892.00 433,314.00 |
| Total for Check Number 13626: | | | | 0.00 | 556,206.00 |

| Check No | Vendor No Invoice No | Vendor Name Description | Check Date Reference | Void Checks | Check Amount |
|-------------------------------|-------------------------|---|-------------------------|----------------|-----------------|
| 13627 | 10778 7907 | Urban Habitat Landscape Contract Service - Jan 2023 | 01/26/2023 | | 5,140.50 |
| Total for Check Number 13627: | | | | 0.00 | 5,140.50 |
| 13628 | 10035 220944 | USA Blue Book Calibration Gas Mixture - Air Monitor (Confined Space) | 01/26/2023 | | 316.40 |
| Total for Check Number 13628: | | | | 0.00 | 316.40 |
| 13629 | 10599 0011617-IN | West Coast Technology 1 Year Advance Exchange for PAC Storage | 01/26/2023 | | 4,100.00 |
| Total for Check Number 13629: | | | | 0.00 | 4,100.00 |
| Total for 1/26/2023: | | | | 0.00 | 911,237.90 |
| Report Total (160 checks): | | | | 0.00 | 2,166,085.94 |



**Beaumont-Cherry Valley Water District
Finance and Audit Committee Meeting
February 2, 2023**

Item 4d

STAFF REPORT

TO: Finance and Audit Committee
FROM: Finance and Administrative Services
SUBJECT: **January 2023 Invoices Pending Approval**

Staff Recommendation

Approve the pending invoice totaling \$3,220.00.

Background

Staff has reviewed the pending invoice and found the services rendered were acceptable to the District.

Fiscal Impact

There is a \$3,220.00 impact to the District which will be paid from the 2022 budget.

Attachment(s)

- Richards Watson Gershon Invoice #240681

Staff Report prepared by William Clayton, Finance Manager



T 213.626.8484
F 213.626.0078
Fed. I.D. No. 95-3292015

350 South Grand Avenue
37th Floor
Los Angeles, CA 90071

CONFIDENTIAL
This material is subject to the attorney-client privilege and/or attorney work product protection, or otherwise is privileged or confidential. Do not disclose the contents hereof. Do not file with publicly-accessible records.

DAN JAGGERS, GENERAL MANAGER
BEAUMONT- CHERRY VALLEY WATER DISTRICT
560 MAGNOLIA AVENUE
BEAUMONT, CA 92223-2258

January 11, 2023
Invoice # 240681

Re: [REDACTED] GENERAL COUNSEL SERVICES

For professional services rendered through December 31, 2022:

| | |
|--|---------------------------|
| Current Legal Fees | \$3,220.00 |
| Current Client Costs Advanced | <u>\$0.00</u> |
| TOTAL CURRENT FEES AND COSTS..... | <u>\$3,220.00</u> |
| Balance Due From Previous Statement | \$8,592.74 |
| TOTAL BALANCE DUE FOR THIS MATTER | <u>\$11,812.74</u> |

TERMS: PAYMENT DUE UPON RECEIPT

PLEASE RETURN THIS PAGE WITH YOUR REMITTANCE TO

RICHARDS, WATSON & GERSHON
350 South Grand Avenue, 37th Floor
Los Angeles, CA 90071

Payroll

Timecard Proof List

Date Range: 12/01/2022 to 12/31/2022

Beaumont-Cherry Valley Water District

560 Magnolia Avenue
Beaumont CA 92223
(951) 845-9581
www.bcvwd.org



| Pay | Date | Per Diem | Reimbursement Cost | # of Meetings YTD |
|--|------------------------------------|----------|--------------------------------------|-------------------|
| Employee No: 170 Slawson, Daniel | | | | |
| ACWA Fall Conference | 12/1/2022 | 260.00 | | |
| Regular Board Meeting | 12/14/2022 | 260.00 | | |
| San Geronio Pass Water Agency Meeting | 12/12/2022 | 260.00 | | |
| Mandatory Harassment Training | 12/29/2022 | 260.00 | | |
| Employee No: 170 | Total Meetings for December | 4 | 1,040.00 Total Reimbursements | 81 |
| Employee No: 178 Hoffman, David | | | | |
| Finance & Audit Committee | 12/1/2022 | 260.00 | | |
| Chamber of Commerce Breakfast | 12/9/2022 | 260.00 | | |
| Regular Board Meeting | 12/14/2022 | 260.00 | | |
| Employee No: 178 | Total Meetings for December | 3 | 780.00 Total Reimbursements | 64 |
| Employee No: 179 Covington, John | | | | |
| Regular Board Meeting | 12/14/2022 | 260.00 | | |
| Employee No: 179 | Total Meetings for December | 1 | 260.00 Total Reimbursements | 58 |
| Employee No: 193 Ramirez, Andy | | | | |
| ACWA Investing in Local Projects: Groundwater, Water Supplies and Infrastructure | 12/13/2022 | 260.00 | | |
| Regular Board Meeting | 12/14/2022 | 260.00 | | |
| Employee No: 193 | Total Meetings for December | 2 | 520.00 Total Reimbursements | 68 |
| Employee No: 214 Williams, Lona | | | | |
| Finance & Audit Committee | 12/1/2022 | 260.00 | | |
| ACWA Fall Conference ⁽¹⁾ | 12/1/2022 | 0.00 | | |
| CSDA SDLA Governance Foundations | 12/6/2022 | 260.00 | | |
| CSDA SDLA Governance Foundations | 12/7/2022 | 260.00 | | |
| Regular Board Meeting | 12/14/2022 | 260.00 | | |
| Employee No: 214 | Total Meetings for December | 5 | 1,040.00 Total Reimbursements | 75 |

(1) Two meetings attended on the same day will only be paid one (1) Per Diem disbursement per Water Code Section 20201-20203



Beaumont-Cherry Valley Water District
Finance & Audit Committee Meeting
December 1, 2022
Sign-In Sheet

By signing this document, I am verifying that I have attended the meeting and am authorized to receive per diem for my attendance in accordance with District Policy.

Name

Signature

| | |
|--|--|
| Secretary David Hoffman Employee #178 | |
| President Lona Williams Employee #214 | |
| Alternate Covington (Alternate) Employee #179 | |

The stipend for this meeting will be paid on 12/8/2022



Beaumont-Cherry Valley Water District
Regular Board Meeting
December 14, 2022
Sign-In Sheet

By signing this document, I am verifying that I have attended the meeting and am authorized to receive per diem for my attendance in accordance with District Policy.

Name


Signature

| | |
|---|--|
| President Lona Williams Employee #214 | |
| VP Andy Ramirez Employee #193 | |
| Secretary David Hoffman Employee #178 | |
| Treasurer John Covington Employee #179 | |
| Director Daniel Slawson Employee #170 | |

The stipend for this meeting will be paid on 12/22/2022

Beaumont-Cherry Valley Water District

Record of Board Member Expenses/Claim Form for Reimbursement
(Conferences, Meetings, Travels)

| | | | | | |
|---|---|---|------------------------------|--------------------------------------|---------------------------|
| Name | Director Daniel Slawson | | | Division 3 | Member ID- Director # 170 |
| Email (optional) | | | | Department- Board of Directors (110) | |
| BCVWD Meeting Type | Attended | Date | Location of Meeting | Amount | |
| Regular Board Meeting (including Engineering Workshop) | <input type="checkbox"/> | | | \$260 per diem per day | |
| Finance & Audit Committee Meeting | <input type="checkbox"/> | | | \$260 per diem per day | |
| Personnel Committee Meeting | <input type="checkbox"/> | | | \$260 per diem per day | |
| Ad Hoc Communications Meeting | <input type="checkbox"/> | | | \$260 per diem per day | |
| Collaborative Agency Meeting (BCV-Parks Admin) | <input type="checkbox"/> | | | \$260 per diem per day | |
| San Gorgonio Pass Water Alliance Meeting | <input type="checkbox"/> | | | \$260 per diem per day | |
| Special Board Meeting | <input type="checkbox"/> | | | \$260 per diem per day | |
| Director Training: _____ | <input type="checkbox"/> | | | \$260 per diem per day | |
| Other: ACWA Fall Conference | <input checked="" type="checkbox"/> | 11-29/11-30/12-1 | Indian Wells | \$260 per diem per day | |
| Other: _____ | <input type="checkbox"/> | | | \$260 per diem per day | |
| Is this request to be paid on a meeting not listed under the current Policy? <input type="checkbox"/> Yes <input type="checkbox"/> No | | | | | |
| Expenses | Dates | Details | | | Amount |
| Transportation | | <input type="checkbox"/> Taxi/Rental | <input type="checkbox"/> Air | <input type="checkbox"/> Other | \$ |
| | | <input type="checkbox"/> Taxi/Rental | <input type="checkbox"/> Air | <input type="checkbox"/> Other | \$ |
| Own Car | | Mileage at \$0.625 per mile (2022) _____ miles | | | \$ |
| Lodging | | Location: _____ | | | \$ |
| | | Location: _____ | | | \$ |
| Meals | | Not to exceed \$50/day; please attached receipts for each | | | \$ |
| Conference fees | | Purpose | | | \$ |
| | | Purpose | | | \$ |
| Other | | Purpose | | | \$ |
| | | Purpose | | | \$ |
| Subtotal | | | | | \$ |
| Less amount paid by company | | | | | \$ |
| Director Signature |  | | | | Date 12-2-22 |
| Approver Signature | | | | | Date |

Please attach original receipts for all listed expenses, sign the form and send to the Accounting Department. See information at the back of this form for approved Per Diems and Expenses for Board Members

Beaumont-Cherry Valley Water District


Record of Board Member Expenses/Claim Form for Reimbursement
(Conferences, Meetings, Travels)

| Name | Director Daniel Slawson | | | Division | 3 | Member ID- Director # | 170 | |
|---|-------------------------------------|---|------------------------------|--------------------------------------|-----------------------------|-----------------------|-----|--|
| Email (optional) | | | | Department- Board of Directors (110) | | | | |
| BCVWD Meeting Type | Attended | Date | Location of Meeting | Amount | | | | |
| Regular Board Meeting (including Engineering Workshop) | <input type="checkbox"/> | | | \$260 per diem per day | | | | |
| Finance & Audit Committee Meeting | <input type="checkbox"/> | | | \$260 per diem per day | | | | |
| Personnel Committee Meeting | <input type="checkbox"/> | | | \$260 per diem per day | | | | |
| Ad Hoc Communications Meeting | <input type="checkbox"/> | | | \$260 per diem per day | | | | |
| Collaborative Agency Meeting (BCV-Parks Admin) | <input type="checkbox"/> | | | \$260 per diem per day | | | | |
| San Gorgonio Pass Water Alliance Meeting | <input type="checkbox"/> | | | \$260 per diem per day | | | | |
| Special Board Meeting | <input type="checkbox"/> | | | \$260 per diem per day | | | | |
| Director Training: | <input type="checkbox"/> | | | \$260 per diem per day | | | | |
| Other: SGPWA | <input checked="" type="checkbox"/> | 12-12-22 | zoom | \$260 per diem per day | | | | |
| Other: | <input type="checkbox"/> | | | \$260 per diem per day | | | | |
| Is this request to be paid on a meeting not listed under the current Policy? <input type="checkbox"/> Yes <input type="checkbox"/> No | | | | | | | | |
| Expenses | Dates | Details | | | | Amount | | |
| Transportation | | <input type="checkbox"/> Taxi/Rental | <input type="checkbox"/> Air | <input type="checkbox"/> Other | \$ | | | |
| | | <input type="checkbox"/> Taxi/Rental | <input type="checkbox"/> Air | <input type="checkbox"/> Other | \$ | | | |
| Own Car | | Mileage at \$0.625 per mile (2022) _____ miles | | | | \$ | | |
| Lodging | | Location: _____ | | | | \$ | | |
| | | Location: _____ | | | | \$ | | |
| Meals | | Not to exceed \$50/day; please attached receipts for each | | | | \$ | | |
| Conference fees | | Purpose _____ | | | | \$ | | |
| | | Purpose _____ | | | | \$ | | |
| Other | | Purpose _____ | | | | \$ | | |
| | | Purpose _____ | | | | \$ | | |
| | | | | | Subtotal | \$ | | |
| | | | | | Less amount paid by company | \$ | | |
| Director Signature | | | | | | Date 12-15-22 | | |
| Approver Signature _____ | | | | | | Date _____ | | |

Please attach original receipts for all listed expenses, sign the form and send to the Accounting Department. See information at the back of this form for approved Per Diems and Expenses for Board Members

Beaumont-Cherry Valley Water District


Record of Board Member Expenses/Claim Form for Reimbursement
(Conferences, Meetings, Travels)

| | | | | | | | | | | |
|---|---|---|------------------------------|--------------------------------------|---|--|-----------------------|-----------------------------|----|----|
| Name | Director Daniel Slawson | | | Division | 3 | | Member ID- Director # | 170 | | |
| Email (optional) | | | | Department- Board of Directors (110) | | | | | | |
| BCVWD Meeting Type | Attended | Date | Location of Meeting | Amount | | | | | | |
| Regular Board Meeting (including Engineering Workshop) | <input checked="" type="checkbox"/> | 12-14-22 | zoom | \$260 per diem per day | | | | | | |
| Finance & Audit Committee Meeting | <input type="checkbox"/> | | | \$260 per diem per day | | | | | | |
| Personnel Committee Meeting | <input type="checkbox"/> | | | \$260 per diem per day | | | | | | |
| Ad Hoc Communications Meeting | <input type="checkbox"/> | | | \$260 per diem per day | | | | | | |
| Collaborative Agency Meeting (BCV-Parks Admin) | <input type="checkbox"/> | | | \$260 per diem per day | | | | | | |
| San Gorgonio Pass Water Alliance Meeting | <input type="checkbox"/> | | | \$260 per diem per day | | | | | | |
| Special Board Meeting | <input type="checkbox"/> | | | \$260 per diem per day | | | | | | |
| Director Training: _____ | <input type="checkbox"/> | | | \$260 per diem per day | | | | | | |
| Other: _____ | <input type="checkbox"/> | | | \$260 per diem per day | | | | | | |
| Other: _____ | <input type="checkbox"/> | | | \$260 per diem per day | | | | | | |
| Is this request to be paid on a meeting not listed under the current Policy? <input type="checkbox"/> Yes <input type="checkbox"/> No | | | | | | | | | | |
| Expenses | Dates | Details | | | | | | Amount | | |
| Transportation | | <input type="checkbox"/> Taxi/Rental | <input type="checkbox"/> Air | <input type="checkbox"/> Other | | | | | | \$ |
| | | <input type="checkbox"/> Taxi/Rental | <input type="checkbox"/> Air | <input type="checkbox"/> Other | | | | | | \$ |
| Own Car | | Mileage at \$0.625 per mile (2022) _____ miles | | | | | | \$ | | |
| Lodging | | Location: _____ | | | | | | \$ | | |
| | | Location: _____ | | | | | | \$ | | |
| Meals | | Not to exceed \$50/day; please attached receipts for each | | | | | | \$ | | |
| Conference fees | | Purpose _____ | | | | | | \$ | | |
| | | Purpose _____ | | | | | | \$ | | |
| Other | | Purpose _____ | | | | | | \$ | | |
| | | Purpose _____ | | | | | | \$ | | |
| | | | | | | | | Subtotal | \$ | |
| | | | | | | | | Less amount paid by company | \$ | |
| Director Signature |  | | | | | | Date 12-15-22 | | | |
| Approver Signature | | | | | | | Date | | | |

Please attach original receipts for all listed expenses, sign the form and send to the Accounting Department. See information at the back of this form for approved Per Diems and Expenses for Board Members

Beaumont-Cherry Valley Water District

Record of Board Member Expenses/Claim Form for Reimbursement
(Conferences, Meetings, Travels)

| | | | | | | | |
|---|---|---|------------------------------|--------------------------------------|---|-----------------------|-----|
| Name | Director Daniel Slawson | | | Division | 3 | Member ID- Director # | 170 |
| Email (optional) | | | | Department- Board of Directors (110) | | | |
| BCVWD Meeting Type | Attended | Date | Location of Meeting | Amount | | | |
| Regular Board Meeting (including Engineering Workshop) | <input type="checkbox"/> | | | \$260 per diem per day | | | |
| Finance & Audit Committee Meeting | <input type="checkbox"/> | | | \$260 per diem per day | | | |
| Personnel Committee Meeting | <input type="checkbox"/> | | | \$260 per diem per day | | | |
| Ad Hoc Communications Meeting | <input type="checkbox"/> | | | \$260 per diem per day | | | |
| Collaborative Agency Meeting (BCV-Parks Admin) | <input type="checkbox"/> | | | \$260 per diem per day | | | |
| San Gorgonio Pass Water Alliance Meeting | <input type="checkbox"/> | | | \$260 per diem per day | | | |
| Special Board Meeting | <input type="checkbox"/> | | | \$260 per diem per day | | | |
| Director Training: <u>harassment training</u> | <input checked="" type="checkbox"/> | 12-29-22 | on line | \$260 per diem per day | | | |
| Other: _____ | <input type="checkbox"/> | | | \$260 per diem per day | | | |
| Other: _____ | <input type="checkbox"/> | | | \$260 per diem per day | | | |
| Is this request to be paid on a meeting not listed under the current Policy? <input type="checkbox"/> Yes <input type="checkbox"/> No | | | | | | | |
| Expenses | Dates | Details | | | | Amount | |
| Transportation | | <input type="checkbox"/> Taxi/Rental | <input type="checkbox"/> Air | <input type="checkbox"/> Other | | \$ | |
| | | <input type="checkbox"/> Taxi/Rental | <input type="checkbox"/> Air | <input type="checkbox"/> Other | | \$ | |
| Own Car | | Mileage at \$0.625 per mile (2022) _____ miles | | | | \$ | |
| Lodging | | Location: _____ | | | | \$ | |
| | | Location: _____ | | | | \$ | |
| Meals | | Not to exceed \$50/day; please attached receipts for each | | | | \$ | |
| Conference fees | | Purpose | | | | \$ | |
| | | Purpose | | | | \$ | |
| Other | | Purpose | | | | \$ | |
| | | Purpose | | | | \$ | |
| Subtotal | | | | | | \$ | |
| Less amount paid by company | | | | | | \$ | |
| Director Signature |  | | | | | Date 12-29-22 | |
| Approver Signature | | | | | | Date | |

Please attach original receipts for all listed expenses, sign the form and send to the Accounting Department. See information at the back of this form for approved Per Diems and Expenses for Board Members

CERTIFICATE OF COMPLETION

Anti-Harassment Training for Supervisors and Managers - California (SB1343/AB1825)

Daniel Slawson

has completed the online training and passed the examination for the 2-hour California Anti-Harassment Training for Supervisors and Managers training course (SB1343/AB1825). [Record ID #356469581] Beaumont-Cherry Valley Water District



Victoria Zahbito, SVP of Content & Communications

Vector Solutions
Two Urban Centre
4890 West Kennedy Boulevard
Suite 300, Tampa, FL 33609
866.546.1212

December 29, 2022

Date of Completion



As an IACET Accredited Provider, Vector Solutions offers CEUs for its programs that qualify under the ANSI/IACET Standard



Beaumont-Cherry Valley Water District

Record of Board Member Expenses/Claim Form for Reimbursement
(Conferences, Meetings, Travels)

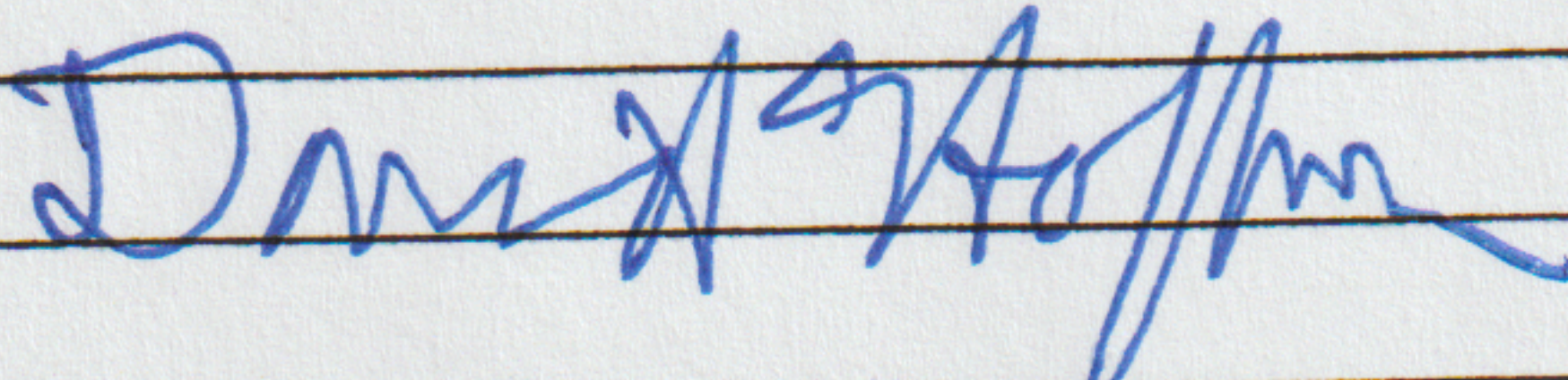
| Name | Director David Hoffman | Division | 5 | Member ID- Director # | 178 |
|--|-------------------------------------|--------------------------------------|---------------------|------------------------|-----|
| Email (optional) | | Department- Board of Directors (110) | | | |
| BCVWD Meeting Type | Attended | Date | Location of Meeting | Amount | |
| Regular Board Meeting (including Engineering Workshop) | <input type="checkbox"/> | | | \$260 per diem per day | |
| Finance & Audit Committee Meeting | <input type="checkbox"/> | | | \$260 per diem per day | |
| Personnel Committee Meeting | <input type="checkbox"/> | | | \$260 per diem per day | |
| Ad Hoc Communications Meeting | <input type="checkbox"/> | | | \$260 per diem per day | |
| Collaborative Agency Meeting (BCV-Parks Admin) | <input type="checkbox"/> | | | \$260 per diem per day | |
| San Geronio Pass Water Alliance Meeting | <input type="checkbox"/> | | | \$260 per diem per day | |
| Special Board Meeting | <input type="checkbox"/> | | | \$260 per diem per day | |
| Director Training: | <input type="checkbox"/> | | | \$260 per diem per day | |
| Beaumont chamber Breakfast Other: | <input checked="" type="checkbox"/> | 12-9-22 | Noble Creek Park | \$260 per diem per day | |
| Other: | <input type="checkbox"/> | | | \$260 per diem per day | |

Is this request to be paid on a meeting not listed under the current Policy? Yes No

| Expenses | Dates | Details | | | Amount |
|-----------------|-------|---|------------------------------|--------------------------------|--------|
| Transportation | | <input type="checkbox"/> Taxi/Rental | <input type="checkbox"/> Air | <input type="checkbox"/> Other | \$ |
| | | <input type="checkbox"/> Taxi/Rental | <input type="checkbox"/> Air | <input type="checkbox"/> Other | \$ |
| Own Car | | Mileage at \$0.62.5 per mile (2022) _____ miles | | | \$ |
| Lodging | | Location: _____ | | | \$ |
| | | Location: _____ | | | \$ |
| Meals | | Not to exceed \$50/day; please attached receipts for each | | | \$ |
| Conference fees | | Purpose _____ | | | \$ |
| | | Purpose _____ | | | \$ |
| Other | | Purpose _____ | | | \$ |
| | | Purpose _____ | | | \$ |

Subtotal \$

Less amount paid by company \$


| | | | |
|--------------------|--|------|----------|
| Director Signature |  | Date | 12-15-22 |
| Approver Signature | | Date | |

Please attach original receipts for all listed expenses, sign the form and send to the Accounting Department. See information at the back of this form for approved Per Diems and Expenses for Board Members

emailed 12-15-22 7:30 PM

Beaumont-Cherry Valley Water District

Record of Board Member Expenses/Claim Form for Reimbursement
(Conferences, Meetings, Travels)

| Name | Director Andy Ramirez | | | Division 1 | Member ID- Director # |
|---|---|---|------------------------------|--------------------------------------|-----------------------|
| Email (optional) | | | | Department- Board of Directors (110) | |
| BCVWD Meeting Type | Attended | Date | Location of Meeting | Amount | |
| Regular Board Meeting (including Engineering Workshop) | <input checked="" type="checkbox"/> | 12/14 | Online | \$260 per diem per day | |
| Finance & Audit Committee Meeting | <input type="checkbox"/> | | Paid PP26 | \$260 per diem per day | |
| Personnel Committee Meeting | <input type="checkbox"/> | | | \$260 per diem per day | |
| Ad Hoc Communications Meeting | <input type="checkbox"/> | | | \$260 per diem per day | |
| Collaborative Agency Meeting (BCV-Parks Admin) | <input type="checkbox"/> | | | \$260 per diem per day | |
| San Gorgonio Pass Water Alliance Meeting | <input type="checkbox"/> | | | \$260 per diem per day | |
| Special Board Meeting | <input type="checkbox"/> | | | \$260 per diem per day | |
| Director Training: ACWA | <input checked="" type="checkbox"/> | 12/13 | Online | \$260 per diem per day | |
| Other: <small>Investing in Local Projects: Groundwater, Water Supplies, and Infrastructure</small> | <input type="checkbox"/> | | Board Approved 1/11/23 | \$260 per diem per day | |
| Other: | <input type="checkbox"/> | | | \$260 per diem per day | |
| Is this request to be paid on a meeting not listed under the current Policy? <input type="checkbox"/> Yes <input type="checkbox"/> No | | | | | |
| Expenses | Dates | Details | | | Amount |
| Transportation | | <input type="checkbox"/> Taxi/Rental | <input type="checkbox"/> Air | <input type="checkbox"/> Other | \$ |
| | | <input type="checkbox"/> Taxi/Rental | <input type="checkbox"/> Air | <input type="checkbox"/> Other | \$ |
| Own Car | | Mileage at \$0.575 per mile (2020) _____ miles | | | \$ |
| Lodging | | Location: _____ | | | \$ |
| | | Location: _____ | | | \$ |
| Meals | | Not to exceed \$50/day; please attached receipts for each | | | \$ |
| Conference fees | | Purpose | | | \$ |
| | | Purpose | | | \$ |
| Other | | Purpose | | | \$ |
| | | Purpose | | | \$ |
| Subtotal | | | | | \$ |
| Less amount paid by company | | | | | \$ |
| Director Signature |  | | | | Date 12/28/22 |
| Approver Signature | | | | | Date |

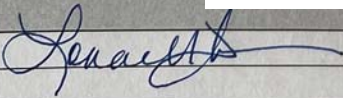
Please attach original receipts for all listed expenses, sign the form and send to the Accounting Department. See information at the back of this form for approved Per Diems and Expenses for Board Members

Beaumont-Cherry Valley Water District

Record of Board Member Expenses/Claim Form for Reimbursement
(Conferences, Meetings, Travels)

| Name | Director Lona Williams | | Division 2 | Member ID- Director # 214 |
|--|-------------------------------------|-------------------|--------------------------------------|---------------------------|
| Email (optional) | | | Department- Board of Directors (110) | |
| BCVWD Meeting Type | Attended | Date | Location of Meeting | Amount |
| Regular Board Meeting (including Engineering Workshop) | <input type="checkbox"/> | | | \$260 per diem per day |
| Finance & Audit Committee Meeting | <input type="checkbox"/> | | | \$260 per diem per day |
| Personnel Committee Meeting | <input type="checkbox"/> | | | \$260 per diem per day |
| Ad Hoc Communications Meeting | <input type="checkbox"/> | | | \$260 per diem per day |
| Collaborative Agency Meeting (BCV-Parks Admin) | <input type="checkbox"/> | | | \$260 per diem per day |
| San Gorgonio Pass Water Alliance Meeting | <input type="checkbox"/> | | | \$260 per diem per day |
| Special Board Meeting | <input type="checkbox"/> | | | \$260 per diem per day |
| Director Training: <u>ACWA Conf</u> | <input checked="" type="checkbox"/> | <u>11/29-12/1</u> | <u>Indian Wells</u> | \$260 per diem per day |
| Other: | <input type="checkbox"/> | | | \$260 per diem per day |
| Other: | <input type="checkbox"/> | | | \$260 per diem per day |

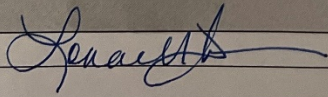
Is this request to be paid on a meeting not listed under the current Policy? Yes No

| Expenses | Dates | Details | | | Amount |
|-----------------------------|---|--------------------------------------|---|--------------------------------|------------------|
| Transportation | | <input type="checkbox"/> Taxi/Rental | <input type="checkbox"/> Air | <input type="checkbox"/> Other | \$ |
| | | <input type="checkbox"/> Taxi/Rental | <input type="checkbox"/> Air | <input type="checkbox"/> Other | \$ |
| Own Car | <u>11/29/21</u> | Mileage at \$0.625 per mile (2022) | | <u>94</u> miles <u>RT</u> | \$ <u>76.37</u> |
| Lodging | | Location: | <u>Miles from Director Williams Home to</u> | | <u>45.8</u> |
| | | Location: | <u>Miles from Director Williams Home to 560 Magnoli</u> | | <u>1.8</u> |
| Meals | | | <u>Reimbursable Milage One Way</u> | | <u>44</u> |
| Conference fees | | Purpose | | | |
| | | Purpose | <u>Total Reimbursable Miles</u> | | <u>88</u> |
| Other | | Purpose | <u>IRS Mileage Rate (cents/mile)</u> | | <u>0.625</u> |
| | | Purpose | <u>Reimbursement for Mileage</u> | | <u>\$55.00</u> |
| Less amount paid by company | | | | | \$ |
| Director Signature |  | | | Date | <u>12/5/2022</u> |
| Approver Signature | | | | Date | |

Please attach original receipts for all listed expenses, sign the form and send to the Accounting Department. See information at the back of this form for approved Per Diems and Expenses for Board Members

Beaumont-Cherry Valley Water District

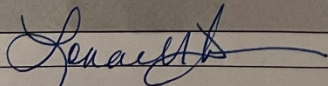
Record of Board Member Expenses/Claim Form for Reimbursement
(Conferences, Meetings, Travels)

| | | | | | | |
|---|---|---|-------------------------------|--------------------------------------|-----------------------------|---------------------------|
| Name | Director Lona Williams | | | Division | 2 Member ID- Director # 214 | |
| Email (optional) | | | | Department- Board of Directors (110) | | |
| BCVWD Meeting Type | Attended | Date | Location of Meeting | Amount | | |
| Regular Board Meeting (including Engineering Workshop) | <input type="checkbox"/> | | | \$260 per diem per day | | |
| Finance & Audit Committee Meeting | <input type="checkbox"/> | | | \$260 per diem per day | | |
| Personnel Committee Meeting | <input type="checkbox"/> | | | \$260 per diem per day | | |
| Ad Hoc Communications Meeting | <input type="checkbox"/> | | | \$260 per diem per day | | |
| Collaborative Agency Meeting (BCV-Parks Admin) | <input type="checkbox"/> | | | \$260 per diem per day | | |
| San Geronio Pass Water Alliance Meeting | <input type="checkbox"/> | | | \$260 per diem per day | | |
| Special Board Meeting | <input type="checkbox"/> | | | \$260 per diem per day | | |
| Director Training: Personnel Training | <input checked="" type="checkbox"/> | | Personnel Training | \$260 per diem per day | | |
| Other: CSDA | <input checked="" type="checkbox"/> | 12/6-12/7 | Webinar | \$260 per diem per day | | |
| Other: | <input type="checkbox"/> | | | \$260 per diem per day | | |
| Is this request to be paid on a meeting not listed under the current Policy? <input type="checkbox"/> Yes <input type="checkbox"/> No | | | | | | |
| Expenses | Dates | Details | | | | Amount |
| Transportation | | <input type="checkbox"/> Taxi/Rental | <input type="checkbox"/> Air | <input type="checkbox"/> Other | | \$ |
| | | <input type="checkbox"/> Taxi/Rental | <input type="checkbox"/> Air | <input type="checkbox"/> Other | | \$ |
| Own Car | 12/15/2022 | Mileage at \$0.625 per mile (2022) | | 25 miles 25 | | \$ 15.625 \$52 |
| Lodging | | Location: | | | | \$ |
| | | Location: | | | | \$ |
| Meals | | Not to exceed \$50/day; please attached receipts for each | | | | \$ |
| Conference fees | | Purpose | | | | \$ |
| | | Purpose | | | | \$ |
| Other | | Purpose | | | | \$ |
| | | Purpose | | | | \$ |
| | | | | | Subtotal | \$ 15.625 \$52 |
| | | | | | Less amount paid by company | \$ |
| Director Signature |  | | | | Date | 12/15/2022 |
| Approver Signature | | | | | Date | |

Please attach original receipts for all listed expenses, sign the form and send to the Accounting Department. See information at the back of this form for approved Per Diems and Expenses for Board Members

Beaumont-Cherry Valley Water District

Record of Board Member Expenses/Claim Form for Reimbursement
(Conferences, Meetings, Travels)

| | | | | | | |
|---|---|---|-------------------------------|--------------------------------------|-----------------------------|---------------------------|
| Name | Director Lona Williams | | | Division | 2 Member ID- Director # 214 | |
| Email (optional) | | | | Department- Board of Directors (110) | | |
| BCVWD Meeting Type | Attended | Date | Location of Meeting | Amount | | |
| Regular Board Meeting (including Engineering Workshop) | <input type="checkbox"/> | | | \$260 per diem per day | | |
| Finance & Audit Committee Meeting | <input type="checkbox"/> | | | \$260 per diem per day | | |
| Personnel Committee Meeting | <input type="checkbox"/> | | | \$260 per diem per day | | |
| Ad Hoc Communications Meeting | <input type="checkbox"/> | | | \$260 per diem per day | | |
| Collaborative Agency Meeting (BCV-Parks Admin) | <input type="checkbox"/> | | | \$260 per diem per day | | |
| San Geronio Pass Water Alliance Meeting | <input type="checkbox"/> | | | \$260 per diem per day | | |
| Special Board Meeting | <input type="checkbox"/> | | | \$260 per diem per day | | |
| Director Training: Personnel Training | <input checked="" type="checkbox"/> | | Personnel Training | \$260 per diem per day | | |
| Other: CSDA | <input checked="" type="checkbox"/> | 12/6-12/7 | Webinar | \$260 per diem per day | | |
| Other: | <input type="checkbox"/> | | | \$260 per diem per day | | |
| Is this request to be paid on a meeting not listed under the current Policy? <input type="checkbox"/> Yes <input type="checkbox"/> No | | | | | | |
| Expenses | Dates | Details | | | | Amount |
| Transportation | | <input type="checkbox"/> Taxi/Rental | <input type="checkbox"/> Air | <input type="checkbox"/> Other | | \$ |
| | | <input type="checkbox"/> Taxi/Rental | <input type="checkbox"/> Air | <input type="checkbox"/> Other | | \$ |
| Own Car | 12/15/22 | Mileage at \$0.625 per mile (2022) | | 25 miles 25 | | \$ 15.625 \$52 |
| Lodging | | Location: | | | | \$ |
| | | Location: | | | | \$ |
| Meals | | Not to exceed \$50/day; please attached receipts for each | | | | \$ |
| Conference fees | | Purpose | | | | \$ |
| | | Purpose | | | | \$ |
| Other | | Purpose | | | | \$ |
| | | Purpose | | | | \$ |
| Subtotal | | | | | \$ | 15.625 \$52 |
| Less amount paid by company | | | | | \$ | |
| Director Signature |  | | | | Date | 12/15/2022 |
| Approver Signature | | | | | Date | |

Please attach original receipts for all listed expenses, sign the form and send to the Accounting Department. See information at the back of this form for approved Per Diems and Expenses for Board Members

Beaumont-Cherry Valley Water District

"DRAFT"

**Year-To-Date Analysis of Electric Cost to Pump Groundwater
Through December
Year-Over-Year Comparison**

| Total Electric Bill Per AF Produced | | | | |
|--|------------------|------------------|------------------|------------------|
| WELL⁽¹⁾ | 2022 | 2021 | 2020 | 2019 |
| <i>CANYON WELLS</i> | | | | |
| WELL RR1 | \$ - | \$ - | \$ - | \$ - |
| WELL 4A | \$ 91.38 | \$ 143.62 | \$ 44.40 | \$ 48.87 |
| WELL 5 | \$ 47.35 | \$ 44.33 | \$ 38.04 | \$ 27.30 |
| WELL 6 | \$ 61.68 | \$ 56.86 | \$ 96.66 | \$ 53.00 |
| WELL 9A | \$ - | \$ - | \$ - | \$ - |
| WELL 10 | \$ 170.82 | \$ 488.52 | \$ 113.14 | \$ 313.33 |
| WELL 11 | \$ 301.73 | \$ 111.19 | \$ 80.18 | \$ 71.03 |
| WELL 12/13 | \$ 99.91 | \$ 75.04 | \$ 68.57 | \$ 64.87 |
| WELL 14 | \$ 191.37 | \$ 113.99 | \$ 403.61 | \$ 313.56 |
| WELL 18 | \$ 186.98 | \$ 88.49 | \$ 97.58 | \$ 175.44 |
| WELL 19 | \$ 148.68 | \$ 374.77 | \$ 60.91 | \$ 41.14 |
| WELL 20 | \$ 71.32 | \$ 67.35 | \$ 55.78 | \$ 33.54 |
| TOTAL CANYON WELLS | \$ 93.71 | \$ 97.87 | \$ 78.46 | \$ 65.37 |
| <i>CITY WELLS</i> | | | | |
| WELL 3 | \$ 152.19 | \$ 131.85 | \$ 155.28 | \$ - |
| WELL 16 | \$ 194.60 | \$ 199.14 | \$ 241.09 | \$ 306.88 |
| WELL 21 | \$ 148.23 | \$ 126.03 | \$ 179.32 | \$ 86.21 |
| WELL 22 | \$ 150.85 | \$ 150.24 | \$ 120.65 | \$ 103.44 |
| WELL 23 | \$ 215.95 | \$ 190.28 | \$ 194.24 | \$ 154.31 |
| WELL 24 | \$ 146.39 | \$ 133.67 | \$ 124.15 | \$ 104.99 |
| WELL 25 | \$ 203.14 | \$ 195.76 | \$ 216.46 | \$ 140.24 |
| WELL 26 | \$ 149.82 | \$ 138.48 | \$ 157.41 | \$ 107.15 |
| WELL 29 | \$ - | \$ 223.56 | \$ 285.43 | \$ 197.41 |
| TOTAL CITY WELLS | \$ 173.99 | \$ 169.81 | \$ 189.17 | \$ 124.70 |
| <i>BOOSTER STATIONS - NO ADDITIONAL PRODUCTION</i> | | | | |
| BOOSTERS 21A & B | \$ - | \$ - | \$ - | \$ - |
| HIGHLAND SPRINGS | \$ - | \$ - | \$ - | \$ - |
| NOBLE BOOSTER | \$ - | \$ - | \$ - | \$ - |
| UPPER EDGAR BOOSTER | \$ - | \$ - | \$ - | \$ - |
| 12TH & PALM BOOSTERS | \$ - | \$ - | \$ - | \$ - |
| 4A BOOSTER | \$ - | \$ - | \$ - | \$ - |
| TOTAL BOOSTER STATIONS | \$ 13.76 | \$ 10.80 | \$ 12.27 | \$ 6.71 |

(1) Data is still being aggregated and consolidated - SCE billing for some facilities can be behind by a month or more

Beaumont-Cherry Valley Water District
Year-To-Date Analysis of Electric Cost to Pump Groundwater
Through December 2022

"DRAFT"

| WELL ⁽¹⁾ | CCF Produced | AF Produced | Total Electric Bill | Total Electric Bill Per CCF Produced | Total Electric Bill Per AF Produced |
|--|------------------|--------------------|------------------------|--------------------------------------|-------------------------------------|
| <i>CANYON WELLS</i> | | | | | |
| WELL RR1 | - | - | \$ - | \$ - | \$ - |
| WELL 4A | 140,640 | 322.8650 | \$ 29,502.37 | \$ 0.21 | \$ 91.38 |
| WELL 5 | 74,608 | 171.2755 | \$ 8,110.71 | \$ 0.11 | \$ 47.35 |
| WELL 6 | 77,600 | 178.1446 | \$ 10,988.36 | \$ 0.14 | \$ 61.68 |
| WELL 9A | - | - | \$ 99.21 | - | - |
| WELL 10 | 8,750 | 20.0872 | \$ 3,431.26 | \$ 0.39 | \$ 170.82 |
| WELL 11 | 7,518 | 17.2592 | \$ 5,207.62 | \$ 0.69 | \$ 301.73 |
| WELL 12/13 | 79,462 | 182.4185 | \$ 18,224.85 | \$ 0.23 | \$ 99.91 |
| WELL 14 | 29,566 | 67.8737 | \$ 12,989.11 | \$ 0.44 | \$ 191.37 |
| WELL 18 | 4,195 | 9.6297 | \$ 1,800.59 | \$ 0.43 | \$ 186.98 |
| WELL 19 | 15,108 | 34.6820 | \$ 5,156.58 | \$ 0.34 | \$ 148.68 |
| WELL 20 | 27,388 | 62.8747 | \$ 4,484.36 | \$ 0.16 | \$ 71.32 |
| TOTAL CANYON WELLS | 464,833 | 1,067.1102 | \$ 99,995.02 | \$ 0.22 | \$ 93.71 |
| <i>CITY WELLS</i> | | | | | |
| WELL 3 | 421,977 | 968.7259 | \$ 147,432.19 | \$ 0.35 | \$ 152.19 |
| WELL 16 | 278,819 | 640.0803 | \$ 124,557.95 | \$ 0.45 | \$ 194.60 |
| WELL 21 | 787,043 | 1,806.8021 | \$ 267,828.99 | \$ 0.34 | \$ 148.23 |
| WELL 22 | 588,858 | 1,351.8320 | \$ 203,928.77 | \$ 0.35 | \$ 150.85 |
| WELL 23 | 591,031 | 1,356.8205 | \$ 292,999.68 | \$ 0.50 | \$ 215.95 |
| WELL 24 | 1,190,303 | 2,732.5597 | \$ 400,026.75 | \$ 0.34 | \$ 146.39 |
| WELL 25 | 1,208,534 | 2,774.4130 | \$ 563,604.25 | \$ 0.47 | \$ 203.14 |
| WELL 26 | 549,877 | 1,262.3439 | \$ 189,125.28 | \$ 0.34 | \$ 149.82 |
| WELL 29 | 199 | 0.4568 | \$ 53,865.55 | \$ 270.68 | - |
| TOTAL CITY WELLS | 5,616,641 | 12,894.0342 | \$ 2,243,369.41 | \$ 0.40 | \$ 173.99 |
| <i>BOOSTER STATIONS - NO ADDITIONAL PRODUCTION</i> | | | | | |
| BOOSTERS 21A & B | | | \$ 125,811.23 | | |
| HIGHLAND SPRINGS | | | \$ 6,157.71 | | |
| NOBLE BOOSTER | | | \$ 23,197.81 | | |
| UPPER EDGAR BOOSTER | | | \$ 1,922.95 | | |
| 12TH & PALM BOOSTERS | | | \$ 32,543.17 | | |
| 4A BOOSTER | | | \$ 2,406.15 | | |
| TOTAL BOOSTER STATIONS | 6,081,475 | 13,961.1444 | \$ 192,039.02 | \$ 0.03 | \$ 13.76 |

(1) Data is still being aggregated and consolidated - SCE billing for some facilities can be behind by a month or more

Beaumont-Cherry Valley Water District
Year-To-Date Analysis of Electric Cost to Pump Groundwater
Through December 2021

"DRAFT"

| WELL⁽¹⁾ | CCF Produced | AF Produced | Total Electric Bill | Total Electric Bill Per CCF Produced | Total Electric Bill Per AF Produced |
|--|---------------------|--------------------|----------------------------|---|--|
| <i>CANYON WELLS</i> | | | | | |
| WELL RR1 | - | - | \$ - | \$ - | \$ - |
| WELL 4A | 148,951 | 341.9444 | \$ 49,111.05 | \$ 0.33 | \$ 143.62 |
| WELL 5 | 68,937 | 158.2569 | \$ 7,015.79 | \$ 0.10 | \$ 44.33 |
| WELL 6 | 73,914 | 169.6825 | \$ 9,648.87 | \$ 0.13 | \$ 56.86 |
| WELL 9A | - | - | \$ 183.28 | \$ - | \$ - |
| WELL 10 | 1,304 | 2.9924 | \$ 1,461.87 | \$ 1.12 | \$ 488.52 |
| WELL 11 | 18,395 | 42.2289 | \$ 4,695.63 | \$ 0.26 | \$ 111.19 |
| WELL 12/13 | 91,857 | 210.8753 | \$ 15,824.05 | \$ 0.17 | \$ 75.04 |
| WELL 14 | 22,438 | 51.5115 | \$ 5,872.00 | \$ 0.26 | \$ 113.99 |
| WELL 18 | 17,086 | 39.2236 | \$ 3,470.98 | \$ 0.20 | \$ 88.49 |
| WELL 19 | 6,343 | 14.5620 | \$ 5,457.40 | \$ 0.86 | \$ 374.77 |
| WELL 20 | 25,820 | 59.2736 | \$ 3,991.84 | \$ 0.15 | \$ 67.35 |
| TOTAL CANYON WELLS | 475,044 | 1,090.5512 | \$ 106,732.76 | \$ 0.22 | \$ 97.87 |
| <i>CITY WELLS</i> | | | | | |
| WELL 3 | 431,570 | 990.7484 | \$ 130,629.31 | \$ 0.30 | \$ 131.85 |
| WELL 16 | 249,384 | 572.5069 | \$ 114,008.34 | \$ 0.46 | \$ 199.14 |
| WELL 21 | 821,188 | 1,885.1882 | \$ 237,592.19 | \$ 0.29 | \$ 126.03 |
| WELL 22 | 479,934 | 1,101.7769 | \$ 165,536.02 | \$ 0.34 | \$ 150.24 |
| WELL 23 | 1,003,660 | 2,304.0863 | \$ 438,415.22 | \$ 0.44 | \$ 190.28 |
| WELL 24 | 285,405 | 655.1997 | \$ 87,579.42 | \$ 0.31 | \$ 133.67 |
| WELL 25 | 912,349 | 2,094.4651 | \$ 410,012.01 | \$ 0.45 | \$ 195.76 |
| WELL 26 | 591,243 | 1,357.3072 | \$ 187,964.76 | \$ 0.32 | \$ 138.48 |
| WELL 29 | 726,594 | 1,668.0303 | \$ 372,903.21 | \$ 0.51 | \$ 223.56 |
| TOTAL CITY WELLS | 5,501,327 | 12,629.3090 | \$ 2,144,640.48 | \$ 0.39 | \$ 169.81 |
| <i>BOOSTER STATIONS - NO ADDITIONAL PRODUCTION</i> | | | | | |
| BOOSTERS 21A & B | | | \$ 109,302.56 | | |
| HIGHLAND SPRINGS | | | \$ 5,265.54 | | |
| NOBLE BOOSTER | | | \$ 20,984.97 | | |
| UPPER EDGAR BOOSTER | | | \$ 1,768.57 | | |
| 12TH & PALM BOOSTERS | | | \$ 10,145.30 | | |
| 4A BOOSTER | | | \$ 729.64 | | |
| TOTAL BOOSTER STATIONS | 5,976,371 | 13,719.8601 | \$ 148,196.58 | \$ 0.02 | \$ 10.80 |

(1) Data is still being aggregated and consolidated - SCE billing for some facilities can be behind by a month or more

Beaumont-Cherry Valley Water District
Year-To-Date Analysis of Electric Cost to Pump Groundwater
Through December 2020

"DRAFT"

| WELL⁽¹⁾ | CCF Produced | AF Produced | Total Electric Bill | Total Electric Bill Per CCF Produced | Total Electric Bill Per AF Produced |
|--|---------------------|--------------------|----------------------------|---|--|
| <i>CANYON WELLS</i> | | | | | |
| WELL RR1 | - | - | \$ 207.94 | \$ - | \$ - |
| WELL 4A | 92,069 | 211.3613 | \$ 9,383.67 | \$ 0.10 | \$ 44.40 |
| WELL 5 | 75,110 | 172.4288 | \$ 6,559.50 | \$ 0.09 | \$ 38.04 |
| WELL 6 | 37,315 | 85.6625 | \$ 8,280.51 | \$ 0.22 | \$ 96.66 |
| WELL 9A | - | - | \$ 145.35 | \$ - | \$ - |
| WELL 10 | 16,403 | 37.6552 | \$ 4,260.16 | \$ 0.26 | \$ 113.14 |
| WELL 11 | 18,920 | 43.4337 | \$ 3,482.57 | \$ 0.18 | \$ 80.18 |
| WELL 12/13 | 95,411 | 219.0331 | \$ 15,018.82 | \$ 0.16 | \$ 68.57 |
| WELL 14 | 20,490 | 47.0376 | \$ 18,984.95 | \$ 0.93 | \$ 403.61 |
| WELL 18 | 16,067 | 36.8850 | \$ 3,599.40 | \$ 0.22 | \$ 97.58 |
| WELL 19 | 39,172 | 89.9258 | \$ 5,477.56 | \$ 0.14 | \$ 60.91 |
| WELL 20 | 26,412 | 60.6331 | \$ 3,382.02 | \$ 0.13 | \$ 55.78 |
| TOTAL CANYON WELLS | 437,367 | 1,004.0562 | \$ 78,782.45 | \$ 0.18 | \$ 78.46 |
| <i>CITY WELLS</i> | | | | | |
| WELL 3 | 303,654 | 697.0937 | \$ 108,247.71 | \$ 0.36 | \$ 155.28 |
| WELL 16 | 82,449 | 189.2769 | \$ 45,633.44 | \$ 0.55 | \$ 241.09 |
| WELL 21 | 347,301 | 797.2934 | \$ 142,967.63 | \$ 0.41 | \$ 179.32 |
| WELL 22 | 306,783 | 704.2769 | \$ 84,969.46 | \$ 0.28 | \$ 120.65 |
| WELL 23 | 840,436 | 1,929.3756 | \$ 374,761.95 | \$ 0.45 | \$ 194.24 |
| WELL 24 | 558,482 | 1,282.0983 | \$ 159,168.34 | \$ 0.29 | \$ 124.15 |
| WELL 25 | 771,727 | 1,771.6407 | \$ 383,488.36 | \$ 0.50 | \$ 216.46 |
| WELL 26 | 422,144 | 969.1082 | \$ 152,548.80 | \$ 0.36 | \$ 157.41 |
| WELL 29 | 569,634 | 1,307.6997 | \$ 373,262.19 | \$ 0.66 | \$ 285.43 |
| TOTAL CITY WELLS | 4,202,609 | 9,647.8632 | \$ 1,825,047.88 | \$ 0.43 | \$ 189.17 |
| <i>BOOSTER STATIONS - NO ADDITIONAL PRODUCTION</i> | | | | | |
| BOOSTERS 21A & B | | | \$ 81,753.93 | | |
| HIGHLAND SPRINGS | | | \$ 5,795.27 | | |
| NOBLE BOOSTER | | | \$ 14,404.21 | | |
| UPPER EDGAR BOOSTER | | | \$ 1,801.14 | | |
| 12TH & PALM BOOSTERS | | | \$ 24,343.26 | | |
| 4A BOOSTER | | | \$ 2,637.00 | | |
| TOTAL BOOSTER STATIONS | 4,639,976 | 10,651.9195 | \$ 130,734.81 | \$ 0.03 | \$ 12.27 |

(1) Data is still being aggregated and consolidated - SCE billing for some facilities can be behind by a month or more

Beaumont-Cherry Valley Water District
Year-To-Date Analysis of Electric Cost to Pump Groundwater
Through December 2019

"DRAFT"

| WELL⁽¹⁾ | CCF Produced | AF Produced | Total Electric Bill | Total Electric Bill Per CCF Produced | Total Electric Bill Per AF Produced |
|--|---------------------|--------------------|----------------------------|---|--|
| <i>CANYON WELLS</i> | | | | | |
| WELL RR1 | - | - | \$ 292.07 | \$ - | \$ - |
| WELL 4A | 156,663 | 359.6488 | \$ 17,577.26 | \$ 0.11 | \$ 48.87 |
| WELL 5 | 90,296 | 207.2904 | \$ 5,660.02 | \$ 0.06 | \$ 27.30 |
| WELL 6 | 78,224 | 179.5771 | \$ 9,517.43 | \$ 0.12 | \$ 53.00 |
| WELL 9A | - | - | \$ 169.16 | \$ - | \$ - |
| WELL 10 | 879 | 2.0170 | \$ 631.98 | \$ 0.72 | \$ 313.33 |
| WELL 11 | 17,910 | 41.1148 | \$ 2,920.39 | \$ 0.16 | \$ 71.03 |
| WELL 12/13 | 86,853 | 199.3868 | \$ 12,935.22 | \$ 0.15 | \$ 64.87 |
| WELL 14 | 36,773 | 84.4199 | \$ 26,470.64 | \$ 0.72 | \$ 313.56 |
| WELL 18 | 1,424 | 3.2686 | \$ 573.43 | \$ 0.40 | \$ 175.44 |
| WELL 19 | 56,382 | 129.4353 | \$ 5,325.49 | \$ 0.09 | \$ 41.14 |
| WELL 20 | 44,231 | 101.5402 | \$ 3,405.31 | \$ 0.08 | \$ 33.54 |
| TOTAL CANYON WELLS | 569,634 | 1,307.6988 | \$ 85,478.40 | \$ 0.15 | \$ 65.37 |
| <i>CITY WELLS</i> | | | | | |
| WELL 3 | 255 | 0.5854 | \$ 7,199.76 | \$ 28.23 | \$ - |
| WELL 16 | 22,275 | 51.1364 | \$ 15,692.82 | \$ 0.70 | \$ 306.88 |
| WELL 21 | 1,084,105 | 2,488.7626 | \$ 214,546.10 | \$ 0.20 | \$ 86.21 |
| WELL 22 | 266,449 | 611.6827 | \$ 63,272.02 | \$ 0.24 | \$ 103.44 |
| WELL 23 | 760,751 | 1,746.4440 | \$ 269,488.87 | \$ 0.35 | \$ 154.31 |
| WELL 24 | 821,044 | 1,884.8577 | \$ 197,882.52 | \$ 0.24 | \$ 104.99 |
| WELL 25 | 1,131,843 | 2,598.3540 | \$ 364,387.61 | \$ 0.32 | \$ 140.24 |
| WELL 26 | 462,907 | 1,062.6882 | \$ 113,870.77 | \$ 0.25 | \$ 107.15 |
| WELL 29 | 335,762 | 770.8035 | \$ 152,165.22 | \$ 0.45 | \$ 197.41 |
| TOTAL CITY WELLS | 4,885,391 | 11,215.3145 | \$ 1,398,505.69 | \$ 0.29 | \$ 124.70 |
| <i>BOOSTER STATIONS - NO ADDITIONAL PRODUCTION</i> | | | | | |
| BOOSTERS 21A & B | | | \$ 64,101.58 | | |
| HIGHLAND SPRINGS | | | \$ 4,188.26 | | |
| NOBLE BOOSTER | | | \$ 9,726.64 | | |
| UPPER EDGAR BOOSTER | | | \$ 2,128.09 | | |
| 12TH & PALM BOOSTERS | | | \$ 3,341.34 | | |
| 4A BOOSTER | | | \$ 492.35 | | |
| TOTAL BOOSTER STATIONS | 5,455,025 | 12,523.0133 | \$ 83,978.26 | \$ 0.02 | \$ 6.71 |

(1) Data is still being aggregated and consolidated - SCE billing for some facilities can be behind by a month or more